



**2011**

# **ANNUAL REPORT**



## **CONTENTS**

AFL Sydney 2011 Officials	1
AFL State Manager – AFL NSW/ACT Development's Report	2
Senior Football Operations Manager's Report	3
Football Services Manager's Report	9
Sponsorship/Approved Suppliers	11
AFL Sydney Umpiring Group Report	12
Representative Football	15
Foxtel Cup	23
Phelan Medal	25
Phelan Medallist	26
NAB Rising Star	27
Volunteer of the Year	28
Hall of Fame	29
AFL Sydney Life Membership	30
Club Championship Award	31
AFL Sydney Team of the Year	32
Finals	34
Finals Match Results	36
Grand Final Photo's	44
Publicity	45
Club Field Umpires	46
Club of the Year Program	46
Television Coverage	47
Football Record	47
Footy Tipping	48
Photography	48
Tribunal	49
2011 Premiers	50
2011 Grand Final Best on Ground Winners	51
2011 Miscellaneous Awards	51
2011 Leading Goal Kickers	52
2011 League Best and Fairest	53
2011 Competition Ladders	63
From the Vault	66
2011 Home and Away Results	67
Club Statistics	85
Club by Club	86
Benchmarking	90
Survey	92

*Photo's in the Annual Report courtesy of Michael Vettas Photography*

# AFL SYDNEY

## 2011 OFFICIALS

### **Senior Football Operations Manager**

Garry Burkinshaw

### **Senior Football Operations Co-ordinator**

Luke Turner

### **Community Football Manager**

Andrew Knott

### **Community Football Manager – Western Sydney**

Kirsty Moon

### **Tribunal Panel**

Brian Langton (Chair)  
Chris Raper  
Barry Richardson  
Richard O'Keefe  
Kim Perry  
Tony O'Donnell  
Jason Downing  
Daniel Reiss

### **Appeals Board**

Peter Hastings (Chair)  
Alec Leopold  
Don Roach – Dec'd 8/2011  
Tim Barling  
Graeme Merkel

### **Representative Staff**

**Coach**  
**Asst Coaches/**  
**Selectors**  
**Selector**  
**Selector/Manager**  
**Captain**  
**Physios**  
**Trainers**

**Seniors**  
Michael Cousens  
Chris Yard  
Tim Kenny  
  
Garry Burkinshaw  
Ron Wason  
David Pattison  
Russell Penton

**Development**  
Brad Pullin  
Chris Hughes  
  
Garry Burkinshaw  
Adrian Raftery  
Dale Fitzgerald  
Nicole Hobday  
Bruce Hunter

**Seniors vs GWS**  
Michael Cousens  
Chris Yard  
Tim Kenny  
Blair Hatherley  
Garry Burkinshaw  
Rowan Bilkey  
Nicola Mepstead  
Russell Penton

### **Hall of Fame Members**

Ralph Roberston, Jack Dean, Stan Milton, Roy Hayes, Jimmy Stiff, Jack Williamson, Harry Free, Col Harris, Billy McKoy, Rod Podbury, Ellis Noack, Cec Quilkey, Jack Armstrong, John Hardy, Frank Dixon, Rod Miles, Bryan Tyler, Dan Wilson, Ray Moore, Alf Penno, Ian Allen, John Grose, Anthony Quinn, Chris O'Dwyer, Graeme Sambrook, Paul Bouchier, Simon Wilson, William Cottis, Ralph Turner, Bob Sterling, Trevor Burnett, Jarrod Crosby

### **Life Members**

Pat Hayes, Ellis Noack, Mark Rendell, John Armstrong

## **AFL NSW/ACT GENERAL MANGER – NSW/ACT DEVELOPMENT'S REPORT**



It has been another successful AFL Sydney season and congratulations must be extended to all players, coaches, officials, umpires, volunteers and supporters.

Australian football in Sydney is on the rise and all AFL Sydney clubs have been encouragingly accommodating for the wave of new participants wanting to play our great game.

This year, we saw seven new teams enter the competition while 19 under-18 teams competed for the respective trophies.

The premier division competition also grew to 11 teams after the UTS Bats were rewarded for their consistency, being elevated to the top grade.

On the representative front, in one of the highlights of the year, AFL Sydney played the GWS GIANTS in their first ever AFL match. A great experience for our players to test themselves against the best footballers from around the country.

As a result of the match and the competitive performance by AFL Sydney we saw an opportunity for Tim Barton and Rohan Bates to play with the club during the NAB Cup/Challenge series. No doubt, an experience they'll never forget.

Mid season, the AFL Sydney representative side headed north to take on AFL Cairns. On the same June long weekend, the AFL Sydney Development squad played AFL Riverina in Newcastle. Representative football continues to blossom and is an integral part of the competition.

We make no apologies for our ambition to elevate the standard of state level AFL in Sydney and we are excited that Sydney University and East Coast Eagles have been accepted into the North East Australian Football League. To have AFL Sydney representation in a bone fide national second tier competition is extremely important for our growth and we can now offer a standard of football that will attract, and just as importantly, retain the best young talent in Sydney.

The East Coast Eagles also competed in the inaugural Foxtel Cup and played the Port Adelaide Magpies from the SANFL this season which was broadcast nationally on Fox Sports. This competition is expected to grow even further in 2012.

We are currently working with the Sydney Women's AFL to be included under the AFL Sydney banner. Female football is the fastest growing segment of the AFL development and I'm looking forward to having the women's players as part of our celebrations in the future.

It has been a hugely successful year for AFL Sydney made possible by the tireless work of all clubs' volunteers. I would like to thank every one of you for your support and assistance because without you AFL would not be where it is today.

We have made some significant achievements this year which will put the game in a better shape for future generations.

**Tom Harley**  
**General Manager – AFL NSW/ACT**



## **SENIOR FOOTBALL OPERATIONS MANAGER'S REPORT**

The 2011 season has now concluded and it is time to reflect on what has been a successful season.

Prior to the season commencing Luke Turner joined the AFL as Senior Football Operations Co-Ordinator and he assisted in the running of the AFL Sydney competitions.

2011 was another excellent season which began with the promotion of UTS to the Premier Division competition, making it an 11 team competition. UTS earned their promotion after being the dominant side in the Lower Division for a number of seasons. The Bats had moderate success in their first season, however they showed enough during the year to indicate that they will be a competitive outfit for years to come.

Another change prior to the season was the Wollongong Lions changing their name to Illawarra Lions, a change designed at better reflecting the area they represent.

The season ended with both East Coast Eagles and Sydney University being accepted into the North Eastern Australian Football League (NEAFL). The NEAFL was formed by the AFL in 2011 and involved the AFL Reserve Grade teams from Sydney Swans, Brisbane Lions and Gold Coast Suns, the GWS Giants were also included in this competition as well as the five AFL Canberra clubs, seven AFL Queensland clubs and the Northern Territory Thunder. The competition was split into two conferences (Eastern & Northern) with several cross conference games culminating with the two conference winners playing in the Grand Final. East Coast Eagles and Sydney University have been accepted into the Eastern Conference for 2012 and this will be challenging but also providing a wonderful opportunity for young players from within Sydney.

East Coast Eagles also participated in the National Knockout competition staged by the AFL in conjunction with Foxtel and known as the 'Foxtel Cup'. This competition involved the top sides/premiers from the VFL (3), SANFL (3), WAFL (3), AFL Queensland (2), AFL Sydney (1), AFL Canberra (1), AFL Tasmania (1), AFL NT (1) and GWS Giants making a total of 16 teams.

All matches were shown live/near live on Foxtel prior to the Saturday night AFL match and on most occasions were played as curtain raisers to AFL matches.

East Coast Eagles played South Australian powerhouse Port Adelaide at the SCG and despite being outsized across the ground acquitted themselves well.

More importantly however was the experience gained by their players pitting themselves against better opposition as well as the exposure gained by the club in being displayed on National television. Fox Sports figures showed that 49,844 people viewed the match.

VFL side Williamstown defeated West Australian club Claremont in the final.

2011 saw 59 (54 in 2010) senior teams and 19 (18 in 2010) Under 18's compete within AFL Sydney, with the introduction of a Division Five competition for the first time to accommodate for the increase in team numbers.

For the second consecutive season no club won more than one Premiership, and congratulations must go to East Coast Eagles on making it three Premier Division Premierships in a row, Manly Warringah for taking out the Division One title, Penrith on winning the Division Two Premiership in their first season in that competition after winning promotion in 2011. UNSW/ES were too strong in Division Three, whilst Moorebank took out the Division Four Premiership and Southern Power were the inaugural Division Five Premiership after going through the season undefeated.

In the Under 18's, St Ignatius College, Riverview took out the Premier Cup title after finishing the home and away season in fifth position, whilst Campbelltown were undefeated Premiers in the Challenge Cup competition.

All Grand Finals were played at Blacktown Olympic Park and were well attended.

East Coast Eagles broke UTS' strangled hold on the Club Championship award after a tight tussle from Penrith, Balmain and Sydney University.

The Club of the Year program was again in place in 2011 to reward those clubs who achieve administration excellence. This year \$22,356 was returned to the clubs under this program.

Financial Benchmarking was again undertaken and it was pleasing to note that all clubs participated. The main point to come out of the Benchmarking was the pressure that clubs are under to raise funds and the importance of finding alternative income sources. AFL Sydney clubs have proven an ability over the years to be able to operate successfully on limited income.

Another pleasing aspect was that almost all clubs were able to meet their financial obligations to the league in 2011.

Planning for the 2011 season started with the Planning Meeting held in November 2010.

At this meeting the competition Structure for the 2011 season was announced along with a review of the AFL Sydney By-Laws, which included minimal changes:

- All Divisions (except Division Five) would operate with a top Five Finals series;
- The minimum age to play U18's was 15 years at 1 January.

AFL Sydney signed an agreement with the Australian Sports Anti Doping Agency (ASADA) which meant that any registered player within AFL Sydney was required to adhere to ASADA's Drug Policy and be subject to drug testing, both in and out of competition. All clubs were given a DVD as well access to on-line education program which was to be passed onto their players.

AFL Sydney also adopted the AFL's "Concussion Management Guidelines". A copy of the guidelines and the necessary tools to adhere to these guidelines were provided to the clubs.

There were six senior competitions in 2011 with Premier Division and Division One, having 11 teams, Division Two and Three 10 teams, Division Four 9 teams and Division Five 8 teams.

A review of the Under 18's competition was held at the conclusion of the 2010 season and it was decided the Under 18's Premier Cup competition would have 10 teams whilst 9 teams competed in the Under 18's Challenge Cup competition.

Over the next couple of years it is anticipated that additional Under 18's teams will nominate, which may allow for a more flexible structure which will benefit the Under 18's competitions.

The draft draw for all competitions was issued to clubs prior to Christmas 2010 utilising the AFL Software. Prior to the draft draw being finalised clubs were able to make limited fixture requests based on ground availability and preferred home matches and opponents. Once the draft draw was sent to clubs they had the opportunity to request the day and times for their home games.

As in previous years, with a team based competition structure, extensive work is required to ensure that club splits were minimised. Whilst this was achieved all clubs at some stage throughout the season had a weekend where their sides were spread far and wide. Full credit must go to the clubs who overcome these obstacles with a minimum of fuss despite the pressure it places on the club resources.

Other matters that needed to be taken into considerations included the GWS Giants NEAFL home draw, Drummoyne Oval and Sydney Uni No 1 Oval Rugby Union requirements & Henson Park Rugby League requirements.

The season for all competitions commenced on the weekend of April 2/3 with the Grand Final replay between East Coast Eagles and Sydney University at Bruce Purser reserve being the highlight.

With Easter falling on 24 April, Division Two – Five and both Under 18's competitions had a General Bye whilst a full round of matches was scheduled on Anzac Day/Easter Monday for the Premier Division and Division One competitions. Whilst playing on Anzac Day is not unusual playing on Easter Monday was and the response was mixed however I believe the opportunity exists to make Easter a regular date on the fixture should it fall in April as it has in recent years.

AFL Sydney once again supported the Cancer Council's "Call to Arms" program for it's designated Health Awareness Round and once again it was well supported by all clubs. A number other clubs also held other charity fundraising days throughout the season.

Round 18 once again saw Western Suburbs and Pennant Hills do battle at Blacktown International Sportspark for the "Blacktown Mayoral Shield". For the first time since its inception back in 2009 Pennant Hills were able to come away with the trophy, which was presented to them by the Mayor of Blacktown Cr Alan Pendleton.

Both the Premier Division and Division One competitions consisted of 20 home and away matches with all teams having two byes included in this. A General Bye was scheduled for the June Long Weekend to incorporate the Representative Fixtures. All other competitions consisted of 18 home and away matches, with two designated wet weather rounds. Four weeks of finals were required for all competitions with the Premier Division, Division One, Division Three and Under 18's Premier Cup competitions Grand Final played on September 17 at Blacktown International Sportspark. Divisions Two, Four and Five and Under 18's Challenge Cup had three with their Grand Final played on September 10 also at Blacktown International Sportspark.

The majority of competition matches were played on Saturday, Saturday night and Sunday, whilst three Premier Division matches were scheduled on Friday Night at Henson Park. As mentioned earlier Premier Division and Division One played a round of matches on Easter Monday/Anzac Day.

Wet weather plagued the competition during the early and latter part of the season which required in excess of 120 matches to be transferred to alternate venues, and sometimes alternate days, due to ground closures. Matches were played on each of the two designated wet weather rounds.

The cancellations were able to be kept to a minimum, however a complete round of matches for all grades, except Premier Division, had to be cancelled on the weekend of 23/24 July. Apart from this only seven other matches were cancelled throughout the year which is a fantastic result given the rainfall, which at times was a record levels.

The standard of the Premier Division continues to improve as the younger players make their mark on the competition. The average age of the Premier Division this year was 23 years of age. Despite the lack of financial resources, clubs in 2011 were able to bring a number of high quality recruits into the competition. This certainly helps increase the standard as these players mix with the younger players.

All competitions were again fiercely contested with the average winning margin in all of the competitions being reduced from 2010.

Another pleasing factor in 2011 was the reduction in the number of forfeits. 2011 saw just 6 teams fail to field a side which is down on the 23 forfeits in 2010. Equally important was the fact that Under 18's forfeits reduced from 19 to just 3.

A number of different grounds were used to host this years finals. In the Premier Division, Blacktown International Sportspark hosted the Elimination, 1st Semi, Preliminary and Grand Finals. Bruce Purser Reserve hosted the Qualifying Final with the 2<sup>nd</sup> Semi Final being held at North Dalton Park.

In the Lower Divisions, Blacktown International Sportspark hosted the Grand Final, with the Qualifying, Elimination and Preliminary Finals being held at Henson Park. Rosedale Park played host to the 2<sup>nd</sup> Semi Final with Gipps Rd Oval being the venue for the 1<sup>st</sup> Semi Final.

The Premier Division Finals were all played at Blacktown International Sportspark (BISP), except for the Second Semi Final which was played at North Dalton Park and the Qualifying Final which was held at Bruce Purser, due to BISP, being unavailable. All finals at all venues were very well attended.

The Lower Division Finals were split between Henson Park, Rosedale Park and Gipps Rd Oval with the Grand Final being played at Blacktown International Sportspark.

In 2011 AFL Sydney continued to benefit from the AFL's investment into improving facilities with works being undertaken at Drummoyne Oval, Picken Oval, Pioneers Park, Gore Hill Oval, Henson Park, Mahoney Park, Monarch Oval and Olds Park. Manly Warringah were finally able to return to Weldon Oval after an absence of two years, and whilst the surface wasn't to the expected standard further work to be undertaken in the off season, plus the improvements to the facilities will see this venue reach a high standard.

Two major developments included Pennant Hills moving their home base from Ern Holmes Oval to Mike Kenny Oval, whilst UTS were able to get access to Waverley Oval which was a fantastic achievement and will be great advertisement for both UTS and the AFL in years to come.

In 2011 a total of 35 venues were used to host AFL Sydney matches. Apart from the normal home grounds, other grounds used included Alan Davidson Oval, Henson Park, Mahoney Park, Blacktown International Sportspark No 1 & No 2 Oval, Cook Park, Dukes Oval, Ern Holmes Oval, Heathcote Oval, University Northern Oval and Waverley Oval.

The Pathway Policy continued in 2011, and although there continues to be differing views on the policy, we consider this policy is important in developing relationships between senior and junior clubs as well as ensuring that the Under 18's competition continues to grow and improve across all clubs.

Once again in 2011 saw the production of an Operations Handbook. The booklet was in A5 format and included AFL Sydney Information, club contacts, By-Laws, AFL Transfer Policy, AFL Sydney Tribunal Rules and Guidelines, AFL Sydney & AFL 2011 Fixtures, Footyweb User Manuals and the Laws of Australian Football 2011.

Footyweb continued to play an important role in the AFL Sydney Competition Management and membership database.

The clubs were required to maintain their own membership database and match day requirements. This included inputting new registrations, printing off team sheets prior to each match and, at the conclusion of the each match day, the home club inputting match scores, goalkickers and best players of all matches by 9pm on match day. Most clubs exceeded this expectation and it was not uncommon that by 7pm on matchday all match details were able to be viewed via the website and it is well received by football followers around Australia as well as overseas.

Footyweb is being enhanced all the time and further developments expected prior to the 2012 season will assist clubs further in managing their membership. Clubs had the opportunity to attend training sessions on Footyweb usage. Thank you to all clubs for their efforts.

Prior to the season starting there was also the Annual Football Operations Meeting, another Operations Meeting was also held in June, whilst Presidents meetings were held in February and July. Following the conclusion of the season an information night was also held regarding East Coast Eagles and Sydney University's entry into the NEAFL and the impact this would have on AFL Sydney. These meetings were all important in ensuring the competition ran as smoothly as possible and I believe they achieved their objectives.

In 2011 AFL Sydney adopted all of the Laws of Football. The AFL's substitution rule was not implemented.

Representative football again played a significant role within AFL Sydney with three games scheduled, unfortunately the annual post season International Rules games against the NSW Gaelic Athletics Association (NSWGAA) had to be cancelled when a suitable venue could not be found.

The Rep program kicked off on a hot February afternoon when an AFL Sydney side had the honour of playing the GWS Giants in their first official match at Monarch Oval. The Senior side travelled to Cairns to play AFL Cairns whilst the Development side (23 years and under) played the Riverina Football League at Newcastle.

During the season players from AFL Sydney clubs had the opportunity to play for the Sydney Swans Reserves and GWS Giants as top up players. Overall a total of 9 players played for the Giants and 25 for the Swans for a total of 179.

2011 saw the Sydney Swans establish their Academy which included 8 AFL Sydney players in the overage squad. These players along with their scholarship players trained with the Swans and also played the majority of the season with the Swans Reserves.

Both the Sydney Swans Reserves and GWS Giants presents the players with fantastic opportunities. The clubs need to be congratulated for supporting the process and although at times the provision of players was inconvenient, they still managed to support both clubs.

Each Premier Division Club and the NSWAF Umpires Association were again provided with a complimentary uncatered corporate box for a Swans home game. In addition to this all clubs received ten (10) complimentary tickets to each Swans home game.

Umpires were again supplied by the NSWAF Umpires Association under the existing CBA Agreement, and we thank them for their support. The CBA Agreement is due for renegotiation prior to the commencement of the 2012 season.

Club Umpires again played an important role in AFL Sydney, as whilst the umpiring numbers are increasing there is still insufficient numbers to fulfil the requirements. Club umpire training was conducted by Carl Fletcher with sessions held prior to the season as well as one session during the year. This year we had 261 Registered Club Umpires of which 127 officiated in matches, including 12 who officiated in more than 10 matches. The general feedback regarding the quality of club umpires was encouraging. This process will continue in years to come.

The Prescribed Penalty System (PPS) continued in 2011. The system meant that players who were reported were given the option of taking a set penalty rather than appearing before the tribunal. The reporting umpire completed a report template which was then assessed and converted into points and subsequently the penalty that the player would be offered under the PPS. There were a total of 107 reports in 2011 of which 92 were offered a Prescribed Penalty. 72 players opted to take the Prescribed Penalty.

Ten breach notices were issued during the year for "Possible Breaches of the By-Laws". These included playing ineligible players, playing an Under-age player, playing a match with only one field umpire and playing in the wrong uniform.. On one occasion the decision of the match was reversed, on another two the match was voided and the club who didn't provide a club umpire were deemed to have forfeited and on the other occasions the clubs received a fine.

2011 continued the practice whereby Umpires, Club Officials and other officials had the opportunity to report any incident which they believe should be brought to the attention of the Administration Committee via the "Incident Referral Form". During the year 13 Referrals (11 in 2009) were received of which all were investigated and action taken as warranted. This action included three being referred to the AFL Sydney Investigator with the remainder being able to be handled by the Administration Committee.

Following the investigations, five cases were sent to the tribunal, one to Mediation, which was subsequently withdrawn at the request of the complainant. Two others resulted in Code of Conduct warnings whilst others included Clubs being spoken to or sent notices requesting them address a number of matters with their members.

The Appeals Committee was only required to sit on one occasion and this related to an appeal against the Club Pathway Policy.

The Phelan Medal Presentation Dinner was once again the off-field highlight of the year, with over 460 people attending the gala event at Doltone House, Pyrmont. Congratulations to all award winners and in particular Kieran Wright on winning the Phelan Medal. Kieran is a great ambassador for AFL Sydney and a worthy winner.

Insurance for clubs, players and public liability was again taken out through JLT Sport as part of the National AFL Program.

Insurance issues appeared to be more prevalent in 2011 with what seemed to be an unusually high number of long term injuries to a large number of the elite players in the competition. Football is a high contact sport with injuries a common part, but it is disappointing to see the competitions best players sitting on the sidelines.

Through Sporting Pulse AFL Sydney conducted a Tipping Competition in 2011 with 54 tipsters involved. Each week participants were required to tip the winner for each match as well as the margin on one designated match. At the conclusion of the season Greg Corless was the winner from Luke Turner and 2010 winner, Mark Coles. Interestingly the winners had a tipping success rate of 81%.

A significant achievement, after many years of trying was the AFL approval for AFL Sydney to have their own logo. This is significant as it now gives AFL Sydney its own identity.

Media Exposure was again a challenge however through the hard work of Jordan Laing as well as club personnel, AFL Sydney is well represented in the Regional papers. In the National papers our scores are included each Monday whilst the Daily Telegraph printed the Premier Division teams in Saturday's edition as well the Premier Division Goal Kickers and Best Players and all our Division scores in Monday's paper. When you compare this with other second tier codes we do pretty well.

The AFL Sydney website is the main source of information for the competition and in the past 12 months over 3.2M page requests were received which placed AFL Sydney in the top ten viewed Sporting Pulse websites in Australia.

In keeping with the technological age, AFL Sydney entered the world of Facebook and Twitter towards to end of the season and in 2012 more information will be delivered via these mediums.


AFL Sydney Match of the Week was again shown on Foxtel on Main Event Channel 518 each Friday evening as a lead in to the AFL Friday night match. This is important exposure for the league. A big thank you goes to Craig Abercrombie and his team at Digital Sports, not only for the job they do with the Match of the Week, the Phelan Medal and the finals but also for all the help they provide me during the year.

A number of AFL supporters passed away in 2011, however none was felt more than Don Roach who passed away suddenly in July. Don was a well renowned player and administrator in both South Australia and NSW and at the time of his passing was an active member of the AFL NSW/ACT Appeals Panel. He will be sorely missed.

AFL Sydney has taken great steps over the past few years and we will continue to strive to be the leaders in our field. In this regard an AFL Sydney Survey was conducted at the end of the year with 201 responses received. Whilst the results were encouraging, there was also some excellent feedback provided, and a number of these ideas will be incorporated moving forward.

In closing I would like to thank all those people who have assisted me in my role. In particular Luke Turner, Andrew Knott, James Ceely, Bob Robinson, Kirsty Moon, Jordan Laing, Joseph La Posta, Anthony Brooks the Club Presidents, Secretaries and Graham Glassford and the Umpiring Group.

See you in 2012.



**Garry Burkinshaw**  
**Senior Football Operations Manager**  
**AFL Sydney**



## **FOOTBALL SERVICES MANAGER'S REPORT**

The Community Football department continued to support clubs with their governance and administration and capacity to provide a quality club environment. Notable programs and activities conducted during 2011 include:

### **AFL National Policy Framework**

#### *AFL National Policies*

In 2012, two new AFL national policies will be rolled out to community clubs. The AFL Sports Trainer policy will implement national standards with respect to first aid and sports trainer accreditation requirements at training and matches. The second, the AFL De-Registration Policy, will bring into effect the de-registration of players who accumulate significant suspensions from the tribunal.

Both policies support the AFL's risk management approach to administering community football and help to further support a quality match-day environment for all AFL participants.

Following a review of the AFL National Transfer Regulations and in line with the impending inclusion of two AFL Sydney clubs into the NEAFL competition in 2012, the competition status of AFL Sydney will revert from 'State-league' to 'Community-league'. Notionally, the change in status will not affect the prestige of AFL Sydney, rather reflects the expansion of the second-tier NEAFL competition into the Sydney market. Practically, this change will mean that AFL Sydney clubs are no longer subject to the vagaries of State League Transfer Regulations.

#### *ASADA Anti-Doping Agreement*

This year the AFL signed an agreement with ASADA (Australian Sports Anti-Doping Authority), which affects all playing participants in AFL Sydney. Under the agreement, players can be tested in and out of competition season for performance-enhancing and illicit drugs. The agreement complements the AFL's existing Illicit Drugs policy. As part of the educational roll-out following the implementation of the agreement, all clubs were provided with an educational DVD.

With the AFL's support, we trust clubs will educate their membership to understand and support these new policies.

### **Quality Club Program**

The AFL NSW/ACT Quality Club program continued to gain momentum. The program provides a nationally recognised AFL accreditation system for clubs to benchmark and improve their administrative processes.

During the course of the season two clubs – St George and UTS – were awarded with Silver level accreditation, a fantastic achievement which acknowledges the strong work these two clubs have conducted off-field.

Another three clubs also earned Bronze level status – Penrith, Saints a/c and Sydney University. Well done to these clubs for taking the first steps and we encourage these clubs continue to build on their good work and step up to the Silver level this year.

The total number of clubs who have gained accreditation has now reached eleven. Being the premier league in NSW, we expect that the remaining clubs would be able to accredit themselves at the minimum Bronze level by the end of 2011. I encourage all clubs to undertake the assessment.

## **Club Development Report**

The Club Development Report ran for the fourth year and contained information on grants, club education, tips and hints on how to improve club administration.

The newsletter will continue in 2012.

## **NAB Introducer Program**

The NAB Introducer Program rolled on into 2011 and opportunistic clubs again reaped the substantial financial windfalls. Over \$65,603 in commission has been generated for AFL Sydney clubs so far as part of a total of \$125,994 given back to community clubs across NSW and ACT.

With fundraising and sponsorships becoming all the more difficult, the NAB Introducer Loan program is a great way for clubs to raise sizeable cash for little effort.

## **AFL Sydney Volunteer of the Year**

AFL Sydney can never thank enough the formidable work our volunteers do to keep our clubs in great shape. For the fourth year running, we gave all clubs the opportunity to recognise their volunteers via the AFL NSW/ACT Volunteer of the Year Program.

After receiving many nominations, this year's deserving winner of the AFL Sydney Volunteer of the Year was Terry Neilsen of Campbelltown. Everyone who is familiar with the Blues will know that Terry is a tireless and passionate worker for the club and fills a number of administration and match day roles. An emotional Terry was presented her award in person at the Phelan Medal.

Congratulations to Terry, to the other nominees and also thank you to those volunteers within all clubs who worked tirelessly to ensure their club was the best it could be in 2011.

## **'Call to Arms' Round – 2/3 July**

The weekend of July 2<sup>nd</sup> and 3<sup>rd</sup> marked the fifth year of AFL Sydney's Mens Health Awareness Weekend; 2011's purpose was once again to promote and create awareness of a disease with the potential to affect all our players, officials and volunteers – cancer.

AFL (NSW/ACT) teamed up with the Cancer Council of Australia via their 'Call to Arms' initiative which saw all players in all divisions take the field wearing yellow armbands to create awareness of men's cancers. Clubs were also asked to donate funds via donations on game day.

The total registered clubs in the program increased 21% from last year, and we thank all clubs we were able to raise a significant amount of money for the Cancer Council.

## **Club Education Workshops**

In June, AFL NSW/ACT offered a series of club management education workshops. Six sessions were offered on a number of topics, including:

1. Creating Cultural Change Within Clubs
2. Strategic Planning
3. Volunteer Recruitment and Management
4. Facility Development
5. Media and marketing opportunities with the Swans and Giants

Whilst the workshops were directly relevant to the successful administration of clubs, attendance varied and a couple of sessions cancelled altogether.

In season 2012, we will continue to offer educational opportunities for clubs and will endeavour to make these as interactive, relevant and accessible as possible.

## **Respect and Responsibility**

As part of an ongoing commitment to player education and welfare, the national AFL training program, 'Respect and Responsibility' was offered to all clubs in 2011. The broad aim of the program is provide underage players with information that may assist them to build and maintain social relationships with women that are healthy and respectful. Other related issues, such as drug and alcohol management, are also included.

Training sessions for playing groups teams were co-facilitated by ex-Swans player, Tim Schmidt, and an AFL staff member, Kirsty Moon.

I look forward to working with the AFL Sydney community again in 2012.

**Andrew Knott**  
**Community Football Manager**

## **SPONSORSHIP/APPROVED SUPPLIERS**

AFL NSW/ACT was again the major contributor to the funding of the AFL Sydney competition.

As part of the AFL NSW/ACT Licence Agreements, AFL Sydney was able to benefit by way of assistance for resources such as Footballs, Representative gear and medical supplies. Clubs were able to benefit by way of cheaper prices due to the AFL's buying power.

In 2011 AFL NSW/ACT continued more cost effective process for ordering footballs via a centralised ordering system. Rather than each club sourcing their own Sherrin footballs they could now place an order with the AFL who would then in turn place a bulk order with Sherrin and arrange for distribution of the footballs.

In 2011 the Approved Suppliers were:

### ***Apparel:***

- Cooper Sports, Kombat, Graphpak, Cougar Sportswear

### ***Football:***

- Sherrin

### ***Medical:***

- Club Warehouse, Elastoplast,

### ***Sports Supplies:***

- Hart Sport

### ***Drinks***

- Coca-Cola





## **AFL SYDNEY UMPIRING GROUP REPORT**

The AFL Sydney Umpiring Group had a number of challenges in the 2011 season. The main challenge was the loss of the best Umpires to the newly formed North East AFL competition. Eight of the top Field Umpires along with four Boundary and three Goal Umpires were selected from Sydney onto the new State Umpiring Panel. This is a great achievement for those selected but it also meant other Umpires were elevated into higher divisions in 2011.

### **Coaching**

This year the coaching structure changed with Simon Harrison taking on the role of the Sydney AFL Umpires Coach with a focus on coaching Umpires relative to the level of football they were umpiring. Field Umpires were involved in Coaching Sessions each Thursday night and supplemented by additional information available on the Coaching Website which was also accessible for those Umpires unable to attend training.

The Boundary Umpires were again coached by Stewart Eckermann, however with only one Boundary Umpire Coach spread across the AFL, NEAFL and AFL Sydney competitions, it became increasingly difficult for the Coach to regularly be involved in the AFL Sydney competition.

The Goal Umpires had a new Coach with Anthony Mitchell taking on the role for the first time. The Goal Umpires again had their skills based training as part of the main Thursday session.

### **Umpiring Numbers**

The Field Umpires numbers dropped from 72 in 2010 to 66 in 2011. This is due to eight Umpires being selected onto the NEAFL Umpires Panel. Given the loss of numbers, the group still ensured it met its commitment of providing a full compliment of Field Umpires for the Premier, Division One and Two and Under 18 Premier Cup competitions. The greatest impact was felt by those teams in the Division Three, Four and Under 18 Challenge Cup competitions where only 63 games had at least one Field Umpire appointed as opposed to 152 games in 2010.

<b>Grade</b>	<b>No. of Games</b>	<b>Full Panels F, B, G</b>	<b>League Field Umpire appointed</b>	<b>No Club Field Umpires required</b>
<b>Premier Division</b>	99	99	99	N/A
<b>Division One</b>	93	54	93	N/A
<b>Division Two</b>	85	7	85	N/A
<b>U18 Premier Cup</b>	86	27	86	N/A
<b>Division Three</b>	86	0	20	3
<b>Division Four</b>	65	0	9	1
<b>Division Five</b>	66	0	0	0
<b>U18 Challenge Cup</b>	64	0	34	5
<b>TOTALS</b>	644	187	426	9

Note: The above figures do not include finals.

A total of 435 games out of 644 had at least one Field Umpire appointed, this equates to 67.6% of all games having a league appointed Umpire.

A full panel of Field, Boundary and Goal Umpires were provided 29% of all games played.

Availability of Field Umpires this season was also an issue with most of the season having at least seven Umpires each week unavailable due to injury or having other commitments.

A comparison to Umpire numbers between the 2009, 2010 and 2011 season is shown in the following table;

	2009	2010	2011
<b>Field</b>	68	72	66
<b>Boundary</b>	18	27	26
<b>Goal</b>	22	25	17

Training was again conducted at Blacktown Olympic Park on Tuesday evenings and North Sydney Oval on Tuesday and Thursday evenings. The average number of attendees at training each night was 53.2 compared to 47.4 Umpires per training session.

With the work of Carl Fletcher, Umpire Development Officer, the junior umpiring groups were engaged to assist with the Boundary and Goal Umpiring of Under 18, Division One and Two games. In all 78 junior Umpires (450 appointments) were involved in either Boundary or Goal Umpiring on their 'off' day from their involvement in their junior competition. This is a very important link that has been created with the majority of Umpires that move from junior to seniors being involved in this pathway.

For the Foxtel game each week, Umpires used a MatchCom system which allowed Umpires to talk to each on the ground. MatchCom vastly improves the team work and communication between Umpires along with the ability for the Match Day Coach to be able to listen in during the game. The MatchCom was also part of the Digital Sports coverage giving Sydney football an insight into the Umpire's decisions during the coverage. MatchCom also provides an invaluable tool for the reviewing of games and the coaching of Umpires.

#### Umpire Matchday Experiences

At the end of the season, a Survey of the Umpires was undertaken with the format similar to the survey conducted back in 2009. It is pleasing to note that the responses received have indicated an increase in the level of satisfaction from Umpires with the Clubs and their support of Umpires. As part of the survey, the following questions relating to their match day experiences were asked:-

	2011 Rating Average	2009 Rating Average
Parking at the ground	3.9	3.6
Umpires' change rooms	3.6	3.2
Crowd behaviour	3.8	3.3
Player behaviour	3.9	3.6
Coach behaviour	3.9	3.6
Club Officials behaviour	4.1	3.7

Note: Each rating is out of five with five being extremely satisfied, four being satisfied and three being neither satisfied nor dissatisfied.

Over the course of 2011, a number of Umpires were selected for higher appointments as part of the development pathway. Those Umpires were:-

#### North East AFL

Field: Paul Barron, Danny Deigan, Matthew Eddy, Nathan Elsworthy, Matthew Gestier, Brent Pawley, Michael Peck, Andrew Rutherford  
Boundary: Jayden Cordes, Gordon MacArthur, Sean Richardson, Robert Taylor  
Goal: Adam Gardner, Anna Lashko, Angus McKenzie-Wills

#### NAB U16 National Championships

Field: Matthew Baigent  
Boundary: Phil Barkman

#### AFL Sydney vs. AFL Cairns

Field: Justin Fox  
Boundary: Robert Taylor  
Goal: John Curran

AFL Sydney vs. Riverina FL

Field: Matthew Baigent & Liam Rowe  
Boundary: Phil Barkman & Tom Isaken  
Goal: Roy Goh & Steve Ray

Black Diamond AFL vs. Farrer FL

Field: Mark Hopkins  
Boundary: David Harding  
Goal: Steve Armstrong

Australian Schools Championships

Field: Michael Richards

Women's National Championships

Field: Victoria Rawlings

The Sydney Umpiring Group was also represented on the AFL Umpiring List with two Boundary Umpires – Luke McSpeerin and Michael Saunders and one Goal Umpire - Sergio Villagra. One of the highlights of the year was the performance throughout the season of Michael Saunders who was rewarded with being appointed to an AFL Preliminary Final.

Finally I would like to personally thank the Coaching Team for their hard work and dedication throughout the 2011 season:-

Umpires Coach  
Assistant Field Umpires Coach  
Community Field Umpires Coach  
Boundary Umpires Coach  
Goal Umpires Coach  
Western Sydney Umpires Coach  
Match Day Coaches  
  
Sports Scientist

Simon Harrison  
David Beauchamp  
Glen Callaghan  
Stewart Eckermann  
Anthony Mitchell  
Christine Burrows  
Nick Angelos  
Richard Cox  
Michael Rennie

**Graham Glassford**  
**AFL NSW/ACT State Umpiring Manager**



## **REPRESENTATIVE FOOTBALL**

In 2011, the AFL Sydney Representative program was again very busy and included a match against AFL Cairns for the senior side and a pre-season match against the GWS Giants, which was their inaugural game. The Development squad played against AFL Riverina at Newcastle. Unfortunately the annual International Rules clash against the NSF Gaelic Athletics Association had to be cancelled due to lack of a suitable venue.

### **Seniors**

AFL Sydney travelled to Cairns to take on AFL Cairns in a first for both leagues. The match was played at Cazaly Stadium on 12 June 2011.

Former Pennant Hills Premiership Coach, Michael Cousens took over the role as coach and was assisted by Chris Yard and Tim Kenny. Garry Burkinshaw took on the role of Team Manager as well as a selector.

A representative of the selection panel was in attendance at almost all Premier Division games in the lead up to the representative match. At the completion of Round 6 a training squad of 45 players were selected. Those selected were advised of their selection by phone and also a follow up e-mail. From the original squad 9 players withdrew through injury with a further six players withdrawing through unavailability.

The squad trained a total of five times all at Blacktown International Sportspark. Each training session was attended by trainer, Russell Penton as well as Physiotherapist David Pattison who ensured that all injuries and ailments were well managed. The input and professionalism of these three people was much appreciated by the players.

The squad was reduced to 23 in the week prior to the match. After training on the Thursday night, there was a brief team meeting followed by the players being given their Representative handbook and were briefed on details in relation to the trip. The players and officials then enjoyed pizza and were presented with their playing gear, representative shirt, jacket and bag. Ron Wason was named captain of the side with Rowan Bilkey and Max Collett his deputies.

All players and officials were required to wear their team shirt, black dress pants and black shoes travelling to Cairns, when at dinner as well as to the game and the after match function. This requirement was completed without exception and presented a positive image for AFL Sydney.

In addition to the players and officials, AFL Sydney Umpires Justin Fox, Robert Taylor and John Curran also made the trip.

The side travelled to Cairns with Virgin Blue departing Sydney on Saturday morning, arriving in Cairns at midday. The team stayed at "Rydges Esplanade Resort", Cairns who were excellent hosts. Lunch was provided on arrival (although Pizza was properly not the best choice prior to a training run) which was followed by a light training run at Cazaly Stadium.

A team dinner was held at the motel on the Saturday night and after an excellent presentation from the coach the players were presented with their jumpers.

On the Saturday, after a buffet breakfast the team went for a walk, Ben Taggart underwent a fitness test under the watchful eye of the physio, after straining a hamstring during training the previous day. Unfortunately for Ben, and the team he was ruled unfit and his place in the team was taken by David Cusick who had travelled with the team as an emergency.

The players had an early 'Subway' lunch at the motel, before travelling to the ground for the match.

The side prepared well for the match, although the result of the match did not go according to plan. (see match report below).

Following the game the players, officials and supporters attended the after match function, which included finger food and refreshments courtesy of AFL Cairns.

Presentations took place at the after match function which included Jon Vlatko being awarded the best player for AFL Sydney.

Unfortunately Kurt Hansen, hurt his wrist during the match and he was required to attend the hospital where he was diagnosed with a broken wrist. He was accompanied to the hospital and received the appropriate follow up care by the physio.

After the official match function on Sunday night the players had some free time which enabled them to sample the local scenery.

The players departed for Sydney with Jetstar on Monday morning.

Apart from Hansen and Taggart there were no other major injuries from the game and all other players were available for their clubs the following week.

In the weeks following the match the players were provided with a questionnaire in relation to all aspects of the Representative Program. The feedback received was very informative and will be beneficial for future programs.

All players and officials were presented with a Representative Pack which included a Team photo, DVD of the match and a Certificate as mementos of the experience.

Overall, despite the loss, the trip to Cairns was a positive experience for all involved and we look forward to Cairns' return trip in 2013.

### ***Match Report***

AFL Cairns proved too strong for AFL Sydney winning 11.8.74 to 8.10.58 at Cazaly Stadium, Cairns.

The match was played in warm conditions which ensured that the players fitness was certainly going to be tested but full credit to all players as the match was fought out to the end.

AFL Sydney suffered a setback prior to the match with key defender Ben Taggart a late withdrawal after straining a hamstring at training the previous day. His place in the side was taken by Western Suburbs defender David Cusick.

The visitors opened up kicking with the aid of a reasonable breeze however it was the home side who was able to get the first goal with minutes of the match starting.

East Coast Eagles forward Stephen Doyle recorded Sydney's first goal from a strong mark however Cairns were able to respond with another two goals before Doyle converted his second goal. A late goal from Cairns saw them go to the first change with a 12 point advantage.

Cairns opened strongly in the second quarter and their pace and strength were worrying the Sydney side and two goals saw them open up a 25 point lead. With the pressure firmly on the visitors they responded with goals to Doyle, Rowan Bilkey and Jamie Vlatko to bring the margin to within a goal.

Cairns were able to steady with a goal before a Doyle goal saw Sydney trail by seven points at the long break. East Coast Eagles skipper Jon Vlatko was instrumental in the Sydney comeback showing poise and skill at important moments.

Sydney returned after the long break and completely dominated the third quarter and whilst they were able to keep Cairns scoreless they squandered numerous opportunities in front of goal and they were only able to manage a single major, courtesy of Doyle (his 5th for the match) from nine shots at goal. In the end this inaccuracy had a major bearing on the result.

At three quarter time AFL Sydney had managed to obtain a five point lead.

The Sydney lead was short lived though as Cairns goaled from a free kick within the first minute of the final quarter and with the aid of the breeze were able to gain the ascendancy. Sydney never gave up trying but their efforts in the third quarter told as they were only able to manage a single goal courtesy of Peter Dugmore, whilst Cairns were able to steady with three more goals to run out worthy 10 point winners, 11.8.74 to 8.10.58.

Cairns should be congratulated on their efforts and whilst AFL Sydney's attitude and commitment could not be questioned they will certainly rue their poor skill execution, by both hand and foot as well as in front of goal.

AFL Cairns will play a return match against AFL Sydney in Sydney in 2013.

**AFL Cairns** 4.1 7.2 7.2 11.8 (74)  
**AFL Sydney** 2.1 6.1 7.7 8.10 (58)

**Goals:** Stephen Doyle 5, Peter Dugmore, Rowan Bilkey, Jamie Vlatko

**Best:** Jon Vlatko (Best Player Award), Kieran Wright, Stephen Doyle, Max Collett, Peter Dugmore, Dave Martin

**Umpires:** Justin Fox (Field), Rob Taylor (Boundary), John Curran (Goal)

#### AFL Sydney Representative Team:

NAME	CLUB	NAME	CLUB
Jerome Farrell	Balmain	Brendan Fitzgerald	North Shore
Ben Taggart	Balmain	David Martin	North Shore
Kurt Hanson	Campbelltown	Seb Paynter	North Shore
Trent Baker	East Coast Eagles	Teddy Strudwick	North Shore
Rowan Bilkey	East Coast Eagles	Ron Wason	North Shore
Jack Dimery	East Coast Eagles	Kieran Wright	Pennant Hills
Stephen Doyle	East Coast Eagles	Tim Barton	Sydney University
Stephen O'Connor	East Coast Eagles	Peter Dugmore	Sydney University
Daniel Spiteri	East Coast Eagles	Max Collett	UNSW/ES
Jamie Vlatko	East Coast Eagles	Dave Cusick	Western Suburbs
Jon Vlatko	East Coast Eagles	Dwain Watkins	Western Suburbs
Ryan Price	Illawarra		



**Back Row:** David Cusick, Ryan Price, Seb Paynter, Jerome Farrell, Kieran Wright, Peter Dugmore, Jack Dimery  
**Middle Row:** Tim Kenny (Asst Coach), Garry Burkinshaw (Team Manager), Ben Taggart, Kurt Hanson, Brendan Fitzgerald, Jamie Vlatko, Stephen O'Connor, David Martin, Tim Barton, Stephen Doyle, Chris Yard (Asst Coach), Russell Penton (Trainer), Scott Burkinshaw (Water Carrier), David Pattison (Physio)  
**Front Row:** Jon Vlatko, Trent Baker, Max Collett, Ron Wason (Captain), Michael Cousens (Coach), Rowan Bilkey, Dwain Watkins, Daniel Spiteri, Teddy Strudwick

### **Seniors vs GWS Giants**

An invitation was issued by GWS Giants for an AFL Sydney side to play in their inaugural game at Monarch on 5 February 2011.

Michael Cousens was appointed coach, assisted by Tim Kenny, Chris Yard and Blair Hatherley. The side was selected by Garry Burkinshaw after consultation with the Premier Division Coaches..

The squad trained twice at Mahoney Park and once at Henson Park which were well attended. Pizza and drinks were provided to the team after the final training session. Each training session and the match was attended by Physiotherapist, Nicola Mepstead to ensure that all injuries and ailments were well managed.

The players joined the Giants after the match for a joint recovery session which included swimming and ice baths.

The players received a pair of socks for playing in the match. GWS Giants won a closely fought match (see match report)

After the match the players and officials were provided with subway sandwiches.

### ***Match Report***

AFL Sydney went within nine points of upsetting GWS Giants in their first ever match played today at Monarch Oval. Final score 8-7-55 to 7-4-46.

The match was played before a healthy crowd in sweltering conditions which saw the officials take the unusual, but sensible decision to schedule a drinks break in the middle of each quarter.

GWS Giants opened the scoring with a goal the Curtly Hampton, who was a late inclusion following the cancellation of the AFL Indigenous All Stars game. AFL Sydney responded through Jamie Vlatko who goaled after a strong mark and then almost immediately Kieran Wright goaled on the run. A snapped goal on the quarter time siren by Giants' Anthony Miles saw AFL Sydney go into quarter time with a one point advantage.

As with the first quarter the Giants kicked the first goal of the second term however consecutive goals from Vlatko, the second from a spectacular mark saw AFL Sydney take the lead. The Giants responded with two goals of their own before Adam McConnochie kicked a goal on the run after good lead up work from Tim Barton. At the long break the Giants held a one point advantage.

The third term was a tight affair with only one goal kicked by the GWS Giants and at the final change they lead by eight points.

GWS Giants got the first two goals of the final term to open up a 20 point lead however not to be denied AFL Sydney would not give up and goals to Teddy Strudwick and Jack Dimery gave the Sydney side a sniff of a victory, however time ran out with GWS Giants winning by nine points.

Overall AFL Sydney matched it with their highly credentialed opponents however poor skill errors at times let the side down and possibly cost them the chance to win the game.. The players could be excused for the errors given the weather conditions and also the fact that it was the first game for the season for all the players.

For GWS Giants they would be pleased to have the run under their belt, and next week they play ACT in Canberra in their build up to the NAB Cup. The Giants will play the Sydney Swans and Gold Coast Suns in the first round of the NAB Cup which will be played at Blacktown on 19 February.

**GWS Giants** 2.0 5.2 6.5 **8.7.55**  
**AFL Sydney** 2.1 5.1 5.3 **7.4.46**

### Goals

**GWS Giants:** Isiah Stevens 3, Curtly Hampton, Anthony Miles, Jonathan Giles, Jeremy Cameron, Steve Clifton

**AFL Sydney:** Jamie Vlatko 3, Adam McConnochie, Teddy Strudwick, Jack Dimery, Kieran Wright

### Best

**GWS Giants:** Gerald Ugle, Dylan Shiel, Steve Clifton, Isiah Stevens

**AFL Sydney:** Tim Barton, Rohan Bates, Jack Dimery, Mitch Thompson, Tom Elkington, Beau Black

### AFL Sydney Squad

NAME	CLUB	NAME	CLUB
Rohan Bates	Balmain Dockers	Tom Elkington	Sydney University
Owen Love	Campbelltown	Adam McConnochie	Sydney University
Rowan Bilkey	East Coast Eagles	Mitchell Thompson	Sydney University
Jack Dimery	East Coast Eagles	Max Collett	UNSW/ES
Michael Johnston	East Coast Eagles	Jeremy Kiel	UNSW/ES
Daniel Spiteri	East Coast Eagles	Ben Woods	UNSW/ES
Jamie Vlatko	East Coast Eagles	Mark Trewhella	UTS
Lachlan Pryor	North Shore	Rohan Lilly	Western Suburbs
Teddy Strudwick	North Shore	Brenton Mumme	Western Suburbs
Alex Goodall	Pennant Hills	Dwain Watkins	Western Suburbs
Kieran Wright	Pennant Hills	Troy Bartlett	Wollongong
Bryce Addison	St George	Beau Black	Wollongong
Tim Barton	Sydney University		



**Back Row:** Matt Carey (Runner), Tim Kenny (Asst Coach), Michael Johnston, Max Collett, Tim Barton, Tom Elkington, Jack Dimery, Troy Bartlett, Kieran Wright, Rohan Bates, Bryce Addison, Jeremy Kiel, Jamie Vlatko, Chris Yard (Asst Coach)

**Middle Row:** Russell Penton (Trainer), Daniel Spiteri, Lachlan Pryor, Ben Woods, Mitchell Thompson, Michael Cousens (Coach), Rowan Bilkey (Captain), Teddy Strudwick, Brenton Mumme, Mark Trewhella

**Front Row:** Owen Love, Dwain Watkins, Adam McConnochie, Alex Goodall, Beau Black

**Absent:** Rohan Lilly, Nicole Mepstead (Physio)

### **Development Squad (23 years & Under)**

AFL Sydney Development travelled to Newcastle to play Riverina Football League as part of NSW Country double header which also included the Black Diamond AFL playing Farrer Football League. The match was played at Newcastle No 1 Sportsground on 11 June 2011.

Brad Pullin was reappointed as coach, assisted by Chris Hughes with Adrian Raftery the Team Manager. The senior Coaching Panel Michael Cousens, Chris Yard, Tim Kenny and Garry Burkinshaw also involved in the selection process.

Raftery did an excellent job as Team Manager and his professionalism and attention to detail ensured the trip ran smoothly.

Luke Turner was the AFL Sydney Representative for the trip and also assisted by acting as the runner. Col Huggins made the trip to act as the timekeeper with Bruce Hunter the trainer. Nicola Hobday from Newcastle assisted as the physio.

A representative of the selection panel was in attendance at almost all Premier Division games in the lead up to the representative match. At the completion of Round 6 a training squad of 27 players were selected. Those selected were advised of their selection by phone and also a follow up e-mail. From the original squad 3 players withdrew through injury with a further 6 players withdrawing through unavailability.

These unavailability's necessitated another four players being required, and due to some of the withdrawals being late, the side was not finalised until the evening before the game which made for a very disrupted match preparation.

The squad trained a total of three times at Henson Park. Each training session was attended by a Physiotherapist from Balmain Sports Physio to ensure that all injuries and ailments were well managed.

After the final training run, the players enjoyed pizza and the players and officials were presented with their playing gear, representative shirt and jacket and bag. Dale Fitzgerald was named captain of the side with Dave Linsen named as vice-captain.

All players and officials were required to wear their team shirt, black dress pants and black shoes to the game and at the after match function. This requirement was completed without exception and presented a positive image for AFL Sydney.

The side travelled to and from Newcastle on the day of the match with Greyhound Coaches.

The players were provided with a 'Subway' lunch at the ground prior to the match.

Following the game the players, officials and supporters attended the after match function, which included finger food and refreshments. At the after match function, Hayden Nicholls was awarded the AFL Sydney best player award.

The players returned to Sydney following the after match function.

There were no major injuries from the match, with all players able to play for their clubs on the following weekend.

The players received a certificate as a memento of their selection.

Overall it was a disappointing performance which stemmed from the poor preparation. This is something that will need to be addressed prior to committing to further matches.

### ***Match Report***

A nine-goal opening quarter paved the way for Riverina to register a 60-point win over the Sydney Under-23 Development Squad at Newcastle No. 1 Sportsground on Saturday afternoon.

As part of a double header which saw Black Diamond defeat Farrer in the earlier encounter, Riverina were keen to avenge defeat at the hands of the Under 23 outfit at last year's NSW/ACT Regional Championships at Wagga Wagga, and were irrepressible in the opening quarter.

Winning the toss and kicking with a prevailing wind, Riverina jumped out of the blocks with four quick goals within ten minutes.

It was a clear tactic of the Riverina side to play a physical brand of football and use their experience and bigger bodies to give them first use of the football.

The tactic worked and the going didn't get much better for the Sydney side for the remainder of the quarter, as Riverina won all the key statistics and were finding targets easy to come by in the attacking half.

The match was effectively over at quarter-time with Riverina boasting a 54-point lead.

Sydney found some improvement in the second quarter courtesy of greater accountability and ball movement, which saw them register three goals, yet to be outscored again by their rivals. Pennant Hills' product, Jarred Mobbs typified the greater accountability with an effective tagging display, but there were too many contributors for the Troy Maiden-coached side, with Jarrah Maksymow, and eventual best-on-ground, Jamie Maddox, proving particularly dangerous.

The breeze again seemed to buoy Riverina after half-time as they kept Sydney goalless. Marc Geppert was influential up forward with five goals.

Despite the scoreline, Michael Atkinson, and captain, Dale Fitzgerald, toiled hard, with some success for Sydney.

The final quarter, to their credit, was dominated by Sydney, as they managed to succeed in linking up play through the corridor.

Late call-up, Mitchell Hogan, was a prominent option up forward, leading all comers for Sydney on the scoresheet, with three goals.

Hayden Nicholls, normally a defender for his home club; UNSW, was dynamic in attack throughout the contest and was rightfully named by the coaching staff as Sydney's best player.

<b>AFL Riverina</b>	<b>9.4</b>	<b>13.5</b>	<b>18.7</b>	<b>19.8-122</b>
<b>AFL Sydney U23</b>	<b>0.4</b>	<b>3.7</b>	<b>3.8</b>	<b>8.4-62</b>

**Goalkickers:** Mitchell Hogan 3, Matthew Edwins, Zach Manley, Tim Scoular, Cameron Smith, Michael Atkinson

**Best Players:** Hayden Nicholls, Barron Hanson, Jarred Mobbs, Michael Atkinson, Zach Manley, Dale Fitzgerald

### ***Coaches Report***

The 2011 Championship held in Newcastle was another superbly run event, many thanks to all the people involved in running and organising the event.

Summary: the Sydney U23 development squad that played the Riverina FL on the June long weekend we soundly beaten, with the end score being 19-8-122 to 8-14-62.

The U23 never got into the game there lack of physical presence was there biggest let down, they were out muscled over the ball, but all in all they were outplayed by a far superior and more skilful team.

Best players: Hayden Nichols, Barron Hansen, Mitch Atkinson, Jarrod Mobbs, and Dale Fitzgerald.

My complete thanks to all the coaching staff, selection committee, strappers and support staff for all there help.

Brad Pullin.

## AFL Sydney Development Squad:

NAME	CLUB	NAME	CLUB
Matt Edwins	Balmain	Sam Boughton	Pennant Hills
Braedon Jones	Balmain	Jared Mobbs	Pennant Hills
Mitchell Hogan	Campbelltown	Tim Scoular	Pennant Hills
David Linsen	Campbelltown	Cameron Smith	Pennant Hills
Alex Sneddon	Campbelltown	Jack Caspersenn	Sydney University
Barron Hanson	Illawarra	Jesse Martin	Sydney University
Pat Brackin	North Shore	Alex Henderson	UNSW/ES
Dale Fitzgerald	North Shore	Hayden Nichols	UNSW/ES
Adrian Harry	North Shore	Michael Atkinson	UTS
Zach Manley	North Shore	Ryan Barrett	Western Suburbs
Zach Metcalfe	North Shore	Lynn Roehrig	Western Suburbs



**Back Row** (left to right): Adrian Raftery (Team Manager), Nicola Hobday (Physio), Bruce Hunter (Trainer), Alex Henderson, Tim Scoular, Lynn Roehrig, Alex Sneddon, Sam Boughton, Cameron Smith, Pat Brackin, Mitch Hogan, Jesse Martin, Jack Caspersenn, Matt Edwins, Zach Manley, Ryan Barrett, Barron Hanson, Luke Turner (Runner), Chris Hughes (Assistant Coach), Colin Huggins (Timekeeper)  
**Front Row** (left to right): Adrian Harry, Zach Metcalfe, Jarred Mobbs, Dale Fitzgerald (Captain), Brad Pullin, David Linsen, Michael Atkinson, Braedon Jones, Hayden Nichols

## International Rules

The annual International Rules match with the NSW Gaelic Athletic Association (NSWGAA) was cancelled due to the inability to find a suitable venue.

## Howarth Medal (Rep Player of the Year)

The winner of the 2011 Howarth Trophy is Jon Vlatko.

In terms of the selection criteria for the Sydney AFL representative player of the year is concerned, that criteria was extended so as to recognise the individual who best typifies a representative player in terms of approach, preparation, leadership and on ground performance.

Whilst they aren't the recipients of the individual award, the coaching staff of the program wanted to recognise the likes of Rowan Bilkey, Max Collett, Ron Wason, Kieran Wright, Tim Barton, Dwain Watkins and Ted Strudwick who all demonstrated many of these attributes throughout the course of the representative program period. Jon Vlatko, however was the one player who was deemed a stand out in terms of his performance relative to the mentioned criteria via his involvement in the inter league game versus Cairns AFL .

## **FOXTEL CUP**

In 2011, the AFL introduced a National knockout competition involving the leading clubs from the State League competitions.

The competition was supported by Foxtel who televised all matches either live, or near live on a Saturday afternoon/evening. The matches were played where possible as curtain raisers to AFL matches.



The teams that participated were North Ballarat, Northern Bullants and Williamstown (VFL), Claremont, East Perth and Swan Districts (WAFL), North Adelaide, Port Adelaide and West Adelaide (SANFL), Labrador and Morningside (Queensland), East Coast Eagles (Sydney), Ainslie (Canberra), Clarence (Tasmania), Northern Territory Thunder and GWS Giants.

East Coast Eagles played Port Adelaide at the SCG on Saturday, 14 May 2011 and whilst the Sydney side were easily defeated (see match report) they acquitted themselves well.

The positive from the experience was, that the players got to test themselves against semi professional players whilst the club received national exposure through Foxtel where 49,844 people tuned in to watch the match (figures provided by Foxtel).

Williamstown defeated Swan Districts in the Grand Final to become Foxtel Cup Champions.

### ***Match Report.*** (by Michael Shillito)

East Coast Eagles proved no match for SANFL side Port Adelaide in the Foxtel Cup played at the SCG last night. Port set up the win with ten goals in the second half, to finish at 16.11 (107) to 2.3 (15),

Port Adelaide, wearing the traditional black and white “prison bar” strip, flew a star-studded team to Sydney. Current AFL players Ivan Maric, Jon Butcher, Mitchell Banner and Jacob Surjan lined up for the Magpies. The Port side also included former Sydney Swan James Meiklejohn and former Collingwood Grand Finallist Tom Lokan.

Port were looking strong early, peppering the goals but missing some shots. The Eagles worked hard, and the efforts of Stephen O'Connor in the ruck were particularly notable. O'Connor has been around the scene for a few years, but has made the next step this season and become one of Sydney AFL's best performers. A strong run by Rowan Bilkey repelled a Port forward raid, a strong defensive mark by Damien Charleston saved another goal, but weight of possession would eventually take its toll; a double by Surjan and a major from Maric putting the Magpies 22 points ahead at the first change.

The scoreboard continued to tick over Port's way in the second term. It wasn't for a lack of effort, with the Eagles putting everything they had into the contest. But the Eagles eventually found a way forward, switching play to Rowan Bilkey in the centre who drove the ball long into the 50 where O'Connor was collected high and was awarded a free 35 metres out. The kick went straight through, and the Eagles finally had a goal on the board.

Shortly afterwards, Shane Ryan moved the ball forward again to O'Connor but O'Connor's kick narrowly missed. The Eagles were competing more for the ball, Jon Vlatko picking up plenty of possessions in the midfield, but eventually Port would force the turnovers that created more chances for the Magpies.

The Eagles were unlucky to miss out on another scoring chance, when Shane Ryan pumped the ball forward for Jamie Vlatko to mark within range; but the umpire called the ball back to Ryan and the chance was gone; and the Magpies would go on to lead by 35 points at the long break.

The Eagles elected not to return to the rooms at half time, instead choosing to stay on the ground during the break. But the Magpies, when they returned to the field, were finding more space and more room to move than they did in the first half.

By now, Port Adelaide's Outer Army had arrived for the AFL game that would follow, and were providing vocal support to the Magpies. Former Swan James Meiklejohn was relishing his return to the SCG and presenting himself as a forward target.

The Magpies would score six goals for the quarter, while the Eagles added their second for the game during the term. It came from a 2-kick coast to coast play. Trent Baker went long from the half-back line, the ball landing in the centre and a freak bounce took it forward and O'Connor out-ran two opponents to get to the ball first and slam it through.

With Port leading by 62 points at the last change, the contest was already effectively decided; and Port showed no mercy in the last quarter, running out a full four quarters to extend the final margin to 92 points. The Magpies go through to the next round of the Foxtel Cup, while East Coast are out.

Stephen O'Connor kicked both the Eagles' goals, and along with Jon Vlatko and Trent Baker were among their best performers.

Although the Eagles were well beaten on the day, to get the opportunity to take on a top SANFL club is an experience that will put them in good stead and was an afternoon they will remember.

East Coast Eagles Coach Glenn Garner was philosophical about the result "they were definitely too good for us, however we didn't help ourselves with too many players chasing the ball instead of playing their role and executing the game plan".

"The match footage will be a great teaching tool and will show the boys exactly the level we are aiming to get to" Garner added.

**Port Adelaide Magpies** 3.5 6.7 12.8 16.11 (107)

**East Coast Eagles** 0.1 1.2 2.2 2.3 (15)

## GOALS

**Port Adelaide Magpies:** Meiklejohn 4, Maric 3, Butcher 2, Surjan 2, Kulikowski, Gray, Harder, Hoskin, Kirkwood

**East Coast Eagles:** O'Connor 2

## BEST

**Port Adelaide Magpies:** Meiklejohn, Kirkwood, Maric, Surjan, Erskine, Banner



## **PHELAN MEDAL NIGHT**

In excess of 460 people attended AFL Sydney's Night of Nights at Doltone House, Pyrmont on Monday, 12 September. Hosted by Jared Crouch, the night recognised the achievements of individuals, volunteers and clubs who excelled during the 2011 season.

All past Phelan Medal winners were invited along with Life Members, members of the NSW AFL History Committee, Representatives of GWS Giants and sponsors. Each Premier Division Club was represented by at least two tables and the other Clubs by one. Also in attendance were AFL Commissioner, Ms Sam Mostyn, and AFL General Manager- National and International Development, Mr David Matthews.

Digital Sports provided the audience with a fantastic presentation which included video and photographic highlights from the 2011 season. A full vote count was conducted for all Premier Division Seniors games. Kieran Wright was named the winner of the 2011 Phelan Medal with 20 votes. In all other divisions, the top twenty vote getters were acknowledged. Well renowned comedian, Marty Fields provided the entertainment on the night.

Two new members were inducted in to the AFL Sydney Hall of Fame at the event. Trevor Burnett and Jarrod Crosby were in attendance along with family and friends to celebrate their achievements and contribution to AFL in Sydney.

Terry Neilsen from Campbelltown was presented with the Ken Ferguson Award as AFL Sydney Volunteer of the Year.

John Armstrong's contribution to AFL Sydney was also acknowledged when he was made a Life Member.

Full list of award winners:

<b>Award</b>	<b>Winner</b>	<b>Club</b>
Phelan Medal (B&F Premier Division)	Kieran Wright	Pennant Hills
Snow Medal (B&F Division One)	Brett Harland	Macquarie University
Sanders Medal (B&F Division Two)	David Bradley	Penrith
	Dale Chivas	Penrith
Kealy Medal (B&F U18 Premier Cup)	Dominic Killworth	East Coast Eagles
Hart Medal (B&F U18 Challenge Cup)	Bradley Plug	Balmain
McFarlane Medal (B&F Division Three)	Daniel Roth	UNSW/ES
Armstrong Medal (B&F Division Four)	Carter Mullins	Macquarie University
Apted Medal (B&F Division Five)	Daniel Balderston	Moorebank
AFL Sydney Players Hall of Fame Inductee	Trevor Burnett	
AFL Sydney Players Hall of Fame Inductee	Jarrod Crosby	
NAB Rising Star Award	Nick Ryan	St George
Ken Ferguson Award (Volunteer of the Year)	Terry Neilsen	Campbelltown
Stan Milton Trophy (PD Leading Goalkicker)	Jamie Vlatko	East Coast Eagles
Division One Leading Goalkicker	Alan Fritsch	Southern Power
Division Two Leading Goalkicker	Troy Cole	Sydney University
U18 Premier Cup Leading Goalkicker	Ethan Barclay	East Coast Eagles
U18 Challenge Cup Leading Goalkicker	Jordan Pidgeon	Holroyd-Parramatta
Division Three Leading Goalkicker	Casey Stephens	UNSW/ES
Division Four Leading Goalkicker	Jason Bradley	Penrith
Division Five Leading Goalkicker	Ryan Libbis	Southern Power
Digital Sports Mark of the Year	James Howard	Balmain
Digital Sports Goal of the Year	Dwain Watkins	Western Suburbs
Howarth Medal (Rep Player of the Year)	Jon Vlatko	
AFL Sydney Life Member	John Armstrong	

## **PHELAN MEDALLIST**

Pennant Hills defender Kieran Wright has capped off a remarkable year claiming the Phelan Medal on Monday night for AFL Sydney's best and fairest player.

Despite missing the last five matches of the season after tearing his pectoral muscle off the bone, Wright's 20 votes were enough to win the league's highest individual award.

The 29-year-old polled three votes ahead of East Coast's Rowan Bilkey and four votes ahead of the Eagles' Jamie Vlatko.

"It was unexpected [to win the award] because I knew I missed the last quarter of the season due to injury," Wright said following Monday's AFL Sydney Phelan Medal presentation night.

"It was a bit of a waiting game in the end looking at the leader board and just expecting one of the stars from East Coast, Balmain or Sydney University to overtake me.

"Luckily I held on which was very unexpected."

The medal is a fitting reward for the consistency and leadership the talented player has shown in his 111 games in the AFL Sydney competition after coming third (on 16 votes) in last season's Phelan Medal count.

The achievement is even more remarkable considering Wright was playing soccer five years ago and had only kicked a Sherrin on the odd occasion.

"I played soccer my whole life and it [AFL] was a change I wanted," Wright said.

"I always had an interest in AFL and ... I haven't looked back since. It's one of those sports that even now I'm still learning the rules and skills.

"It's one of those games that you can always improve. It's been a big stepping stone."

To top off a memorable 2011 season, Wright was named in the AFL Sydney Team of the Year and was selected to represent the league against Cairns earlier in the year.

Unfortunately for Pennant Hills they were knocked out in an elimination final to North Shore – the same side which brought a premature end to Wright's season after sustaining the pectoral muscle injury.

Despite the result, Wright said the club is in the perfect position for the future with a number of long-term injured players expected to return for pre-season training.

"Talking around the track a lot of our injured players will be 100 percent ready to go next year. Hopefully with that experience back and building on the youth we produced this year ... Penno will hopefully turnaround next year and make the Grand Final."



*Photo: Kieran Wright playing for Pennant Hills (left), and on left receiving Phelan Medal from AFL NSW/ACT General Manager, Tom Harley*

### **AFL SYDNEY RISING STAR**

St George youngster, Nick Ryan has been awarded the 2011 AFL Sydney NAB Rising Star.


Nineteen year-old Ryan graduated from the Under 18 Premier Cup squad and made an instant impression, kicking 34 goals in 13 games in the Premier Division competition this year.

He earned his nomination in Round 19 after kicking six goals in the side's 27 point loss to Balmain .

Ryan polled 29 votes, three clear of Tim Barrett from Sydney University. Hayden Nichols from UNSW/ES finished third on 23 votes.

Full voting

<b>Name</b>	<b>Club</b>	<b>Votes</b>
Nick Ryan	St George	29
Tim Barrett	Sydney University	26
Hayden Nichols	UNSW/ES	23
Lloyd Perris	St George	19
Thomas Head	Balmain	17
Bryce Joynson	Campbelltown	14
Brandon Jack	Pennant Hills	12
Jackson Dwyer	East Coast Eagles	6
Sam Boughton	Pennant Hills	5
Rory Pryor	North Shore	3
Robbie Bamford	Western Suburbs	2
Jordan West	St George	2
Craig Moller	Sydney University	1
<i>Other Nominees</i>		
Ethan Hailey	Illawarra	
Monty Krochmal	Sydney University	
Michael Hartley	Sydney University	
David Lycakis	St George	
Thomas Green	Illawarra	
Patrick Codling	North Shore	
Lachlan Kilpatrick	North Shore	



*Photo: Nick Ryan (left) receiving his award from Tony Shepherd- Greater Western Sydney Giants Chairman*

### **AFL SYDNEY VOLUNTEER OF THE YEAR**

Terry Neilsen from Campbelltown is the winner of the Ken Ferguson Award as the 2011 AFL Sydney Volunteer of the Year.

Terry is currently the club Secretary and in the absence of a treasurer has also filled this role.

In addition to this she can be found in the canteen on Matchday as well as ensuring that everything is in order for matchday, she also inputs all details into footyweb.

She readily takes on the role of organising club functions, and has been known to get up at ungodly hours of the morning to work on club matters before going to work.

Terry also played an active role in Campbelltown undertaking the canteen duties during the Premier Division Finals.

Campbelltown is a family affair for the Neilsen's with husband Greg, the clubs timekeeper and groundman and son Simon plays for the club.



*Photo: Terry Neilsen (right) receiving her award from David Matthews - General Manager - AFL National & International Development*

## HALL OF FAME

In 2003, Sydney AFL established a Players' Hall of Fame. Nominees are judged by the selection committee to have made an outstanding contribution to the AFL Sydney competition.

The Hall of Fame is principally for players with the following criterion used in the selection of inductees:

- Level of service and overall contribution to the game
- The number of playing years is a consideration but not the sole determining factor in assessing a person's eligibility
- A player may only be eligible to be inducted as a Hall of Fame member once they have been retired from playing for a minimum period of three years
- Only those who have played in a senior competition in Sydney are eligible.

In 2011, two new members were inducted in to the AFL Sydney Players' Hall of Fame:

### **Trevor Burnett**

Trevor Burnett is one of AFL Sydney's most decorated players having won the Phelan Medal in 1999 as well as three Snow Medal's in 1991, 2001 & 2002. In addition to this he also won the Rod Podbury Medal as Best on Ground in the 1999 Grand Final.

Trevor was a member of the Wollongong side which entered the AFL Sydney competition in 1989. He captained the club in 1991, the same year as he won the clubs Best & Fairest Award.

In 1992, Trevor moved to Campbelltown, and spent nine years with the Blue and Whites winning their Best & Fairest Award on four occasions (1995, 1996, 1998 & 1999) and captained the club from 1997 – 2000, which included their Premiership in 1999.

Trevor returned to Wollongong in 2001, where he assumed the captaincy, a role he held also in 2002, 2004 & 2005. He won the clubs Best & Fairest Award in 2001. He also led the Lions to their first AFL Sydney Premiership in 2004.

His final season of football in 2005 coincided with Wollongong's entry into the AFL Sydney Premier Division Competition.

Trevor was selected in the AFL Team of the Year in 1999 & 2000 and represented AFL Sydney from 1992-1995 and again in 1999. He also represented ACTAFL in 1998, when Campbelltown played in the ACT competition. Burnett was selected to represent NSW in 1999.

Trevor returned to Wollongong in 2009 as non-playing coach.

### **Jarrod Crosby**

Jarrod had a distinguished AFL Sydney career as a midfielder with both Baulkham Hills and North Shore.

Jarrod was the winner of the Phelan Medal in 1998 as well as being Runner Up in 1999 and 3<sup>rd</sup> in 2005.

He played 133 games for Baulkham Hills from 1992 – 2001 winning the clubs Best & Fairest Award in 1998 & 1999 as well as being Runner Up on three occasions, 1992, 1994 & 2000.

He moved to North Shore in 2002, where he remained until his retirement in 2007. He played approximately 100 games for the Bombers which included three premierships, 2004, 2005 (when he was awarded the Rod Podbury Medal as Best on Ground) & 2007. He also won the clubs Best & Fairest Award in 2002 and 2006 and was named in the centre in North Shores Team of the Decade, which covered the period from 2000-2009.

Crosby was named in the AFL Sydney Team of the Year on four occasions and represented AFL Sydney seven times. He also represented NSW at the 1998 & 2000 Australian Country Carnivals.



## LIFE MEMBERSHIP

Life Membership is the highest honour that can be bestowed on an individual and is recognition of that person's contribution to football in Sydney.

In 2011, one individual was bestowed with AFL Sydney Life Membership:

### **John Armstrong**

John Armstrong has an involvement as a player and administrator for almost 30 years starting as a player with Easts in 1954 through to an Administrator in 1983.

John's on-field involvement saw him play over 200 Reserve Grade and 15 first grade games for Newtown. He won an Under 18's Premierships with Newtown and also represented NSW U19's in a match against South Melbourne which was the curtain raiser to the 1961 Grand Final.

In addition to this he also Coached Newtown Reserve grade side for four years as well as the club's junior sides.

It was off-field however where John excelled both with the Newtown Football Club and later on with NSW AFL/Sydney Football League.

With Newtown his contribution was:

- 10 years as Hon Secretary from 1963-1972. The club were premiers in 1967-68 & 70;
- 1973 Vice President of club
- President of club 1974-1983. The club participated in the finals in seven of those years, grand finalists in 1981.

He was also Chairman of the "Newtown Rules Club Ltd" (licenced club) for 10 years between 1974 -1983.

With NSW AFL he filled the following roles:

- Over ten years on the board of NSW AFL/ Sydney Football League
- Five years as either Chairman or Deputy Chairman of these groups
- President of the NSW AFL in 1980 & 81
- For two years NSW director on the National Football League, 1979-1980
- Chairman of various sub-committees with the league over that period ie, Marketing, Finals, Phelan Medal Night etc.
- Sydney Representative selector 1974-1980
- 10 years NSW State Selector (8 as Chairman) 1974-1983

John wrote a column on Sydney and NSW football in the AFL Football Record for 6 years and for "Inside Football" magazine for 4 years. He was also a panellist on Channel 7's *Football World* with Kevin Taylor 1978.



*Photo: John Armstrong pictured receiving his Life Membership Award from AFL NSW/ACT General Manager, Tom Harley*

### **CLUB CHAMPIONSHIP AWARD**

The Club Championship Award is awarded to the leading AFL Sydney Club based on the on-field performance of their top three grades.

Points were awarded as follows:

Seniors: 6 points for a win; 3 for a draw, 0 for a loss

Reserves: 4 points for a win; 2 for a draw, 0 for a loss

Under 18's/Thirds: 2 points for a win; 2 points for a bye in the Under 18 Challenge Cup competition; 1 for a draw, 0 for a loss

If a club only had two teams their total points have a 10% weighting added to them.

The winning club was presented with a perpetual trophy at the Phelan Medal Presentation Dinner as well as a payment of \$1,000. The Runner Up received \$500 and the third placed club \$250.

Finals Standings were:

	Seniors	Reserves	U18's/Thirds	Weighting	Total
East Coast Eagles	93	38	33		164
Penrith	87	62	8		157
Balmain	90	48	17		155
Sydney University	81	50	24		155
Southern Power	87	42	17		146
Manly Warringah	93	22	23		138
Macquarie University	63	38	29		130
Holroyd Parramatta	78	30	21		129
Pennant Hills	72	30	25		127
North Shore	72	26	24		122
Auburn	75	22		9.7	106.7
Saints a.f.c	57	38		9.5	104.5
Moorebank	33	46	12		91
Nor-West	45	34		7.9	86.9
UTS	18	40	28		86
UNSW/ES	42	34	7		83
St George	48	22	9		79
Illawarra	48	6	14		68
Western Suburbs	30	10	12		52
Campbelltown	0	14	35		49
Camden	9	10		1.9	20.9



*Gus Seebeck, East Coast Eagles President (right) receiving the club Championship Trophy from AFL General Manager National & International Development, David Matthews.*

### **AFL SYDNEY TEAM OF THE YEAR**

Trevor Burnett and Jon Vlatko were recognised for excellent seasons with their respective clubs by being named Coach and Captain of the 2011 AFL Sydney Team of the Year.

Burnett was recognised for his work with the Illawarra Lions as they finished on the verge of the finals- the best year for the club in the Premier Division competition.

31 year-old Vlatko again enjoyed a strong season with the East Coast Eagles which included selection in the AFL Sydney Representative side which travelled north to play AFL Cairns.

The team was announced at the Phelan Medal Presentation evening held at Doltone House.

There was an even representation from clubs in the AFL Sydney Team of the Year with ten of the eleven clubs having a representative in the side.

East Coast Eagles had the highest number of representatives, with five, followed by North Shore with four players in the twenty-two man squad.

Anton Lewis was awarded the Umpire of the Year.

The Team of the Year was selected by the AFL Sydney Premier Division Coaches, and Football Operations Manager, Garry Burkinshaw based on the following criteria:

- Players must have played a minimum of seven (7) games as at Round 15;
- The Coaches could not pick players from their own clubs

The selections were based on the following categories with the team to comprise 18 on field players, 4 Interchange Players, Captain, Coach & Umpire:

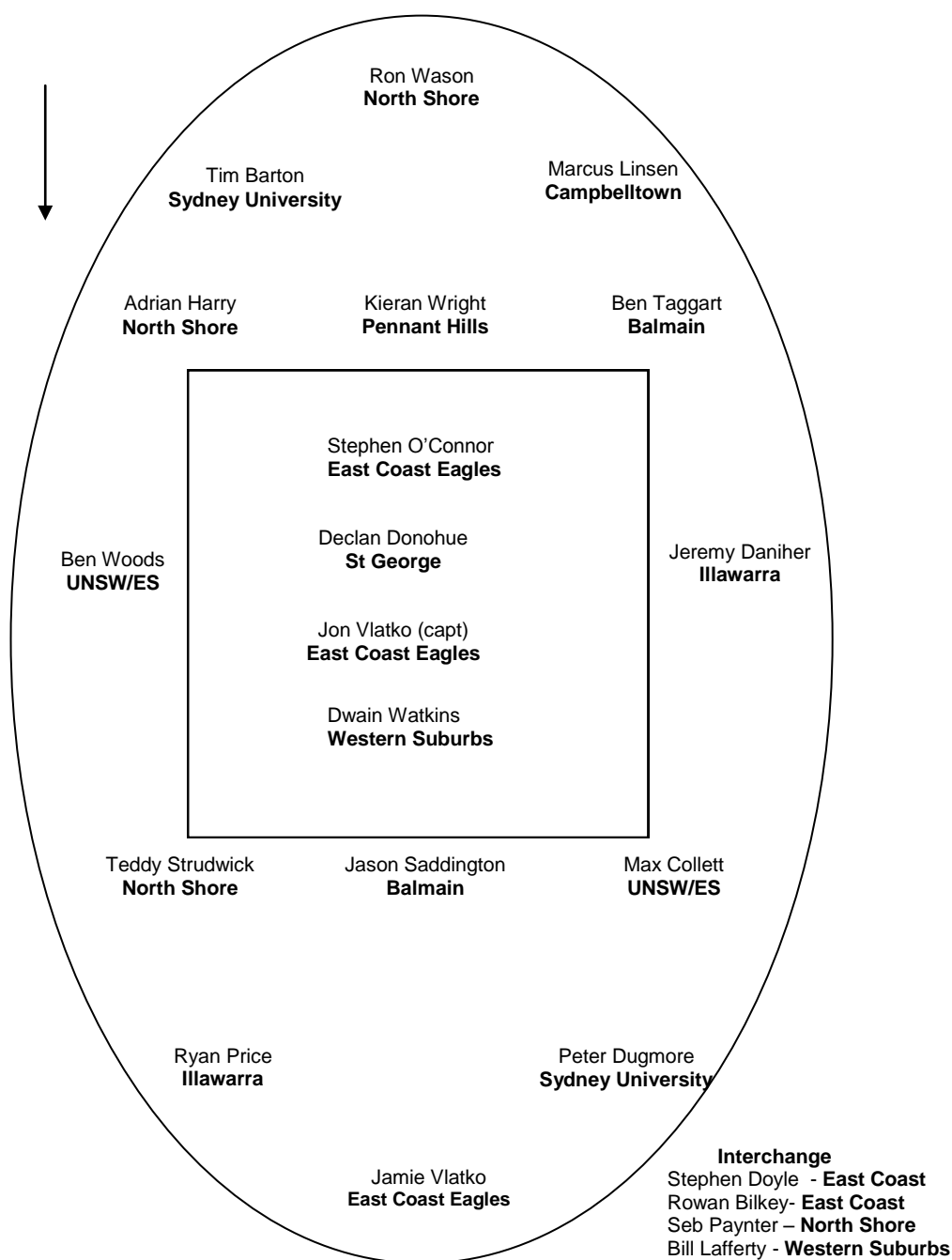
- Defenders (six (6) players to be chosen)
- Midfielders (eight (8) players to be chosen)
- Forwards (six (6) players to be chosen)
- Ruckmen (two (2) to be chosen)

### **2011 AFL Sydney Team of the Year**



*L to R: Dwain Watkins, Seb Paynter, Rowan Bilkey, Jon Vlatko, Stephen Doyle, Ryan Price, Jason Saddington, Adrian Harry, Benjamin Woods, Marcus Linsen, Teddy Strudwick, Kieran Wright, Jeremy Daniher, Ronald Wason, Declan Donohue, Tim Barton, Jamie Vlatko, Benjamin Taggart, Anton Lewis (Umpire), Stephen O'Connor, Trevor Burnett (Coach), Bill Lafferty  
Absent: Max Collett, Peter Dugmore*

## 2011 AFL Sydney Team of the Year



**Coach**  
Trevor Burnett – **Illawarra**

**Umpire**  
Anton Lewis

## **FINALS**

### ***Premier Division Finals***

Once again 2011 saw the Premier Division Finals consist of the top five finishes following the home and away season.

With Blacktown International Sportspark (BISP) not available for all of the finals, the Qualifying Final was played at Bruce Purser Reserve, whilst North Dalton Park hosted the Second Semi Final. All other finals were played at BISP.

All venues were in excellent condition for the finals and players, officials and spectators all appreciated the excellent facilities available at the venues.

All final days featured four matches with the Premier Division, Division One, Division Three and Under 18's Premier Cup matches scheduled.

Catering for the AFL Sydney finals is allocated on a rotating basis and in 2011 it was Campbelltown's turn to undertake the task. They paid a catering levy to the League of \$2,000. I am certain that the club would have benefited greatly from this arrangement which would be a just reward for the effort they put in.

UNSW/ES were appointed the Gatekeeping duties and they completed this task with great diligence. The club received 12.5% of the gate keeping proceeds.

The admission charge for all finals was unchanged at \$10 for adults whilst entry for children Under 16 remained free. Each participating team (including umpires) received 35 player/official entry passes if they had one team and 32 passes for each subsequent team. Football Records were given away for free. Parking was free at all venues.

The finals were well supported with good crowds at all finals. The Grand Final Day was attended by in excess 2,000 people. The atmosphere in the crowd was fantastic throughout the day with special mention to the boarders from St Ignatius College, Riverview, who came and gave very vocal support to their team.

The weather for all finals was excellent although the later second semi final matches had to deal with strong winds.

BISP was in excellent condition for the Grand finals and players, officials and spectators all appreciated the excellent facilities available at the venue. The ground staff at Blacktown Venue Management provided great support during the finals and we thank them for that. A big thank you also to East Coast Eagles for their support in ensuring Bruce Purser Reserve was in good condition, and also Ian Ferguson for his tireless work in ensuring that North Dalton Park was presented in excellent condition.

For the Grand Final the AFL (NSW/ACT) logo, along with the logo of the two competing teams was painted onto the playing surface. This was well received and added to the presentation of the day.

The coin toss for the Premier Division match was performed by 2011 Phelan Medal, Kieran Wright.

The Premiers in each grade were presented with individual player medallions and the Premiership Cup on a stage on the ground in front of the grandstand. The presentations were completed with the assistance of a person nominated by the Premiership winning club. A presentation was also made to the player adjudged by the Digital Sports Commentators as "Best on Ground". In the Premier Division, Jack Dimery received the Rod Podbury Medal.

### Annual Finals Gate Takings Comparison (2005-2011)

YEAR	Qualifying Finals	Semi Finals	Prelim Final	Grand Final	TOTALS
2005	n/a	3609.00	1430.10	7055.00	<b>12094.10</b>
2006	n/a	4125.00	2566.55	7085.00	<b>13796.55</b>
2007	n/a	4974.05	4731.75	8025.85	<b>17731.65</b>
2008	3963.00	1758.00	2978.00	6186.00	<b>14885.00</b>
2009	4349.00	4825.30	3045.00	7392.80	<b>19612.10</b>
2010	7410.30	6288.60	6320.10	12965.00	<b>32984.00</b>
2011	7660.00	6813.75	6055.90	15556.65	<b>36086.30</b>

### Lower Division Finals

The Lower Division Finals (except Division Five) consisted of the top five sides at the end of the Home and Away season. For Division Five it was the top four sides.

Four venues were used for the First Division Finals in 2011. Henson Park for the Qualifying, Elimination and Preliminary Finals, Gipps Rd Oval for the First Semi-Final, Rosedale Park for the Second Semi-Final and Blacktown International Sportspark (BISP) for the Grand Final.

All Lower Division Finals had four matches scheduled, Division Two, Division Four, Division Five and Under 18's Challenge Cup.

For the most part the weather conditions were fine although at times there were minor showers and some wind for the players and spectators to contend with.

The catering was undertaken by Nor-West who were charged a levy of \$2,000. The Club did an excellent job in ensuring that those who attended the Lower Division finals were well fed and did not go thirsty.

Manly-Warringah were appointed the Gatekeeping duties and they completed this task with great diligence. The club received 12.5% of the gate keeping proceeds.

The admission charge for the Lower Division Finals was increased \$10 for adults with children Under 16's , for all finals free. Each participating team (including umpires) received 35 player/official entry passes if they had one team and 32 passes for each subsequent team. Football Records were given away for free. Parking was free at all venues.

The finals were well supported with good crowds at all finals. The Grand Final Day was well attended with in excess 1,000 people in attendance. The atmosphere in the grandstand during the day was fantastic as supporters provided excellent encouragement for their teams, in particular the large number of supporters from Penrith.

The Premiers in each grade were presented with individual player medallions and the Premiership Cup on the ground in front of the grandstand. The presentations were completed with the assistance of the President of the Premiership winning team. A presentation was also made to the player adjudged by the 'Digital Sports' commentators as "Best on Ground".

### Annual Finals Gate Takings Comparison (2009-2010)

YEAR	Qualifying Finals	Semi Finals	Prelim Final	Grand Final	TOTALS
2009	n/a	3175.00	1467.00	3617.00	<b>8259.00</b>
2010	n/a	3701.80	1342.0	10205.65	<b>15249.45</b>
2011	4417.95	3868.00	3040.55	9363.00	<b>20689.50</b>

## FINALS MATCH RESULTS

### PREMIER DIVISION FINALS

#### Qualifying Final – Bruce Purser Reserve Saturday August 27

<b>BALMAIN</b>	6.2,	8.4,	12.7,	<b>14.8 (92)</b>
<b>SYDNEY UNIVERSITY</b>	3.3,	4.6,	8.9,	<b>10.12 (72)</b>

GOALS,

BALMAIN: N. Davis 5, J. Coulloupas 2, M. Edwins 2, J. Saddington 2, J. Howard 2, J. Maniscalco 1

SYDNEY UNIVERSITY: A. Campbell 3, M. Higgins 2, M. Clarke 2, B. Mankarious 1, K. Murphy 1, T. Elkington 1

BEST,

BALMAIN: T. Schmidt, R. Gordon, B. Taggart, J. Maniscalco, J. Farrell, M. Edwins

SYDNEY UNIVERSITY: N. Lye, M. Clarke, M. Higgins, C. Clarebrough, T. Elkington, J. Caspersonn

UMPIRES: S.Skinner, J.Fox, M.Peck

#### Elimination Final - Blacktown Sunday August 28

<b>NORTH SHORE</b>	4.1,	10.5,	12.7,	<b>17.10 (112)</b>
<b>PENNANT HILLS</b>	4.1,	5.2,	6.5,	<b>8.8 (56)</b>

GOALS,

NORTH SHORE: P. Codling 4, B. Attwood 3, D. Roberts 2, L. Pryor 2, L. Clancy 2, S. Paynter 1, J. Russell - Jones 1, D. Fitzgerald 1, T. Strudwick 1

PENNANT HILLS: L. Bilbe 2, M. Thomas 2, J. Gourlay 2, C. Setford 1, B. Jack 1

BEST,

NORTH SHORE: C. Murphy, P. Codling, S. Paynter, Z. Manley, T. Strudwick, R. Pryor

PENNANT HILLS: L. Bilbe, M. Thomas, J. Keen, J. Gourlay, D. Witt, T. Scoular

UMPIRES: A.Lewis, M.Baigent, L.Rowe

#### Second Semi Final – North Dalton Park Saturday September 3

<b>EAST COAST EAGLES</b>	4.2,	4.4,	9.11,	<b>11.12 (78)</b>
<b>BALMAIN</b>	1.1,	4.13,	4.16,	<b>7.18 (60)</b>

GOALS,

EAST COAST EAGLES: S. Doyle 3, J. Vlatko 2, M. Johnston 2, R. Bilkey 1, D. Spiteri 1, D. Costello 1, J. Dimery 1

BALMAIN: J. Saddington 2, B. Taggart 1, R. Bates 1, M. Edwins 1, J. Howard 1, D. Naughton 1

BEST,

EAST COAST EAGLES: M. Johnston, D. Charleston, R. Silvester, S. O'Connor, B. Bourke, J. Dimery

BALMAIN: B. Taggart, J. Ryder, T. Stevens, R. Bates, J. Saddington, C. Brown

UMPIRES: A.Lewis, M.Peck, M.Baigent

#### First Semi Final - Blacktown Olympic Park Sunday September 4

<b>SYDNEY UNIVERSITY</b>	7.3,	10.6,	15.7,	<b>24.11 (155)</b>
<b>NORTH SHORE</b>	3.0,	5.3,	7.4,	<b>10.4 (64)</b>

GOALS,

SYDNEY UNIVERSITY: A. Campbell 5, A. McConnochie 4, T. Barrett 4, S. Crichton 4, J. Cole 2, C. Moller 2, A. Turco 1, M. Clarke 1, T. Elkington 1

NORTH SHORE: P. Brackin 3, B. Attwood 2, D. Roberts 1, L. Pryor 1, B. Fitzgerald 1, T. Strudwick 1, L. Clancy 1

BEST,

SYDNEY UNIVERSITY: M. Clarke, A. McConnochie, S. Crichton, A. Campbell, T. Elkington, N. Lye

NORTH SHORE: P. Brackin, J. Terrey, B. Attwood, A. Harry, S. Paynter, B. Fitzgerald

UMPIRES: S.Skinner, J.Fox, L.Rowe

#### Preliminary Final - Blacktown International Sports Park Sunday September 11

<b>BALMAIN</b>	6.4,	6.5,	10.6,	<b>13.7 (85)</b>
<b>SYDNEY UNIVERSITY</b>	2.3,	8.5,	9.5,	<b>12.10 (82)</b>

GOALS,

BALMAIN: J. Saddington 3, T. Osland 2, N. Fosdike 2, T. Stevens 2, J. Howard 2, N. Davis 1, D. Brian 1

SYDNEY UNIVERSITY: A. Campbell 2, A. McConnochie 2, M. Thompson 2, A. Turco 1, C. Clarebrough 1, T. Barton 1, J. Cole 1, C. Moller 1, T. Elkington 1

BEST,

BALMAIN: B. Taggart, T. Stevens, J. Maniscalco, J. Howard, R. Lilly, C. Bolt

SYDNEY UNIVERSITY: C. Clarebrough, J. Cole, M. Higgins, M. Clarke, T. Elkington, C. Wells

UMPIRES: S.Skinner, J.Fox, M.Baigent

#### Grand Final - Blacktown International Sports Park Saturday September 17

<b>EAST COAST EAGLES</b>	9.4,	14.7,	14.9,	<b>17.12 (114)</b>
<b>BALMAIN</b>	1.1,	3.3,	7.7,	<b>10.11 (71)</b>

GOALS,

EAST COAST EAGLES: J. Vlatko 4, S. Doyle 4, S. O'Connor 3, D. Spiteri 2, R. Silvester 1, R. Bilkey 1, M. Maher 1, D. Costello 1

BALMAIN: M. Edwins 2, J. Saddington 2, N. Davis 2, D. Yeomans 1, T. Osland 1, J. Coulloupas 1, J. Howard 1

BEST,

EAST COAST EAGLES: J. Dimery, J. Vlatko, S. Doyle, D. Spiteri, R. Bilkey, B. Bourke

BALMAIN: T. Stevens, R. Bates, J. Maniscalco, J. Coulloupas, R. Lilly, J. Farrell

UMPIRES: A.Lewis, J.Fox, M.Baigent, L.Rowe (Emergency)



## **DIVISION ONE FINALS**

### **Qualifying Final – Bruce Purser Reserve Saturday August 27**

**SOUTHERN POWER** 3.2, 6.4, 10.8, **12.10 (82)**  
**SYDNEY UNIVERSITY** 1.3, 3.5, 3.5, **5.7 (37)**

#### **GOALS,**

SOUTHERN POWER : M. Findlay 5, S. Brierty 2, I. Holder 2, J. Hardy 1, S. Demir 1, M. Graham 1  
SYDNEY UNIVERSITY : D. Worrell 2, M. Hutton 1, C. Walsh 1, C. Kendrick 1

#### **BEST,**

SOUTHERN POWER : A. Fritsch, M. Findlay, S. Brierty, M. Graham, P. Hamer, I. Holder  
SYDNEY UNIVERSITY : M. Hutton, C. Kendrick, J. Swarts, L. McKenzie, N. Costello, P. Casey

**UMPIRES:** C Fletcher, M.Richards, T.Day

### **Elimination Final - Blacktown Sunday August 28**

**MACQUARIE UNIVERSITY** 3.6, 6.14, 13.20, **17.25 (127)**  
**UTS** 2.3, 4.3, 6.4, **8.6 (54)**

#### **GOALS,**

MACQUARIE UNIVERSITY : A. Govender 4, B. Harland 3, E. Moody 2, A. Sliwka 2, A. MacCulloch 2, L. Penrith 1, S. Simpson 1, I. Robertson 1, J. Coburn 1

UTS : T. Nixon 3, N. Barrett 3, M. King 2

#### **BEST,**

MACQUARIE UNIVERSITY : J. Brackin, B. Harland, A. Govender, L. Gemmill, E. Moody, D. Brogan

UTS : T. Robinson, N. Barrett, S. Donaldson, E. Healey, T. Nixon, Z. Jardine

**UMPIRES:** F.Kalayzich, W.MacArthur, M.Hopkins

### **Second Semi Final – North Dalton Park Saturday September 3**

**MANLY-WARRINGAH** 2.3, 6.5, 8.6, **12.10 (82)**  
**SOUTHERN POWER** 1.3, 2.3, 6.4, **6.5 (41)**

#### **GOALS,**

MANLY-WARRINGAH : T. Armitage 3, J. Hall 2, J. Gottschalk 2, R. Hart 1, B. Collins 1, L. Brain 1, D. Stroud 1, H. Webb 1

SOUTHERN POWER : G. Enright 2, R. Davis 1, L. Jansson 1, I. Holder 1, M. Young 1

#### **BEST,**

MANLY-WARRINGAH : J. Graham, C. Pridgeon, E. Burke, A. Buncle, T. Armitage, W. Brassil

SOUTHERN POWER : A. Cook, B. Johnson, S. Brierty, I. Holder, G. Enright, L. Jansson

**UMPIRES:** F.Kalayzich, M.Hopkins, M.Richards

### **First Semi Final - Blacktown Olympic Park Sunday September 4**

**MACQUARIE UNIVERSITY** 3.5, 4.9, 9.13, **10.14 (74)**  
**SYDNEY UNIVERSITY** 2.3, 5.5, 7.9, **9.9 (63)**

#### **GOALS,**

MACQUARIE UNIVERSITY : S. Brooks 3, B. Harland 2, C. Ludowyke 1, E. Moody 1, A. Sliwka 1, S. Simpson 1, J. Coburn 1

SYDNEY UNIVERSITY : R. MacPherson 3, T. Aitken 1, L. McWhirter 1, C. Walsh 1, P. Coghlan 1, S. Orton 1, A. Everett 1

#### **BEST,**

MACQUARIE UNIVERSITY : J. Brackin, S. Simpson, B. Harland, A. Polkinghorne, E. Moody, S. Brooks

SYDNEY UNIVERSITY : M. Figg, M. Carey, P. Coghlan, N. Costello, T. Aitken, C. McCauley

**UMPIRES:** C.Fletcher, W.McArthur, T.Day

### **Preliminary Final - Blacktown International Sports Park Sunday September 11**

**SOUTHERN POWER** 2.1, 2.3, 7.4, **8.5 (53)**  
**MACQUARIE UNIVERSITY** 1.2, 3.5, 5.6, **7.7 (49)**

#### **GOALS,**

SOUTHERN POWER : S. Demir 3, I. Holder 2, G. Enright 1, A. Fritsch 1, M. Graham 1

MACQUARIE UNIVERSITY : S. Richards-Smith 3, S. Brooks 2, M. Rice 1, A. Moody 1

#### **BEST,**

SOUTHERN POWER : S. Brierty, A. Cook, R. King-Thornburg, M. Young, L. Aggett, J. Hardy

MACQUARIE UNIVERSITY : A. Rodgers, J. Brackin, J. Murphy, P. Jackson, A. Polkinghorne, S. Richards-Smith

**UMPIRES:** M.Peck, L.Rowe, T.Day

### **Grand Final - Blacktown International Sports Park Saturday September 17**

**MANLY-WARRINGAH** 4.4, 5.7, 5.10, **7.13 (55)**  
**SOUTHERN POWER** 2.1, 3.4, 4.9, **6.9 (45)**

#### **GOALS,**

MANLY-WARRINGAH: J. Hall 2, B. Collins 1, L. Brain 1, T. Armitage 1, A. Buncle 1, E. Burke 1

SOUTHERN POWER: J. Clarke 2, M. Young 2, S. Demir 1, A. Fritsch 1

#### **BEST,**

MANLY-WARRINGAH: J. Graham, A. Buncle, E. Burke, C. Pridgeon, W. Brassil, B. Collins

SOUTHERN POWER : M. Young, R. Murphy, S. Brierty, M. Graham, P. Hamer, M. New

**UMPIRES:** S.Skinner, M.Peck, L.Rowe, T.Day (Emergency)



## UNDER 18 PREMIER CUP FINALS

### Qualifying Final – Bruce Purser Reserve Saturday August 27

<b>PENNANT HILLS</b>	2.2,	4.5,	7.6,	<b>8.6 (54)</b>
<b>NORTH SHORE</b>	3.1,	5.2,	6.5,	<b>7.8 (50)</b>

#### GOALS,

PENNANT HILLS : M. Baglin 3, C. McKay 2, L. Sawtell 1, T. Edmonds 1, T. Rivers 1  
NORTH SHORE : L. Harris 3, D. Schacher 1, C. Hurst 1, J. Byers 1, M. Robertson 1

#### BEST,

PENNANT HILLS : M. Baglin, H. Angel, N. Coaldrake, T. Rivers, P. Witt, T. Edmonds  
NORTH SHORE : M. Cullen, Z. Bray, E. Sertbas, H. Washington, M. Douglas, J. Weir

UMPIRES: L.McDonald, J.Bailey, B.Dean

### Elimination Final - Blacktown Sunday August 28

<b>ST IGNATIUS, RIVERVIEW</b>	0.1,	1.3,	1.5,	<b>3.5 (23)</b>
<b>SYDNEY UNIVERSITY</b>	1.3,	1.6,	1.8,	<b>2.10 (22)</b>

#### GOALS,

ST IGNATIUS, RIVERVIEW : J. Martin 1, Z. Salter 1, M. Lodge 1

SYDNEY UNIVERSITY : M. Krochmal 1, G. Robbie 1

#### BEST,

ST IGNATIUS, RIVERVIEW : M. Lodge, J. Pascoe, D. Robinson, D. Gross, P. Ferguson, J. McPherson

SYDNEY UNIVERSITY : S. Lonergan-Stewart, A. Bertino, J. Webster, M. Digges, S. Jamieson, J. Hiscox

UMPIRES: R.Miedler, A.Talbot, S.Parkinson

### Second Semi Final – North Dalton Park Saturday September 3

<b>EAST COAST EAGLES</b>	5.6,	7.7,	10.11,	<b>13.12 (90)</b>
<b>PENNANT HILLS</b>	1.0,	3.2,	3.3,	<b>7.5 (47)</b>

#### GOALS,

EAST COAST EAGLES : D. Killworth 3, J. Dwyer 2, C. Polkinghorne 1, J. Pecqueux 1, M. Watson 1, M. Nance 1, E. Barclay 1, J. Spencer 1, J. Battistella 1, D. Wright 1

PENNANT HILLS : C. McKay 2, T. Rivers 2, T. Edmonds 1, T. Abbott 1, A. Mercieca 1

#### BEST,

EAST COAST EAGLES : C. Polkinghorne, D. Killworth, M. Nance, J. Cutting, J. Dwyer, J. Rylance

PENNANT HILLS : H. Angel, T. Edmonds, C. McKay, T. Rivers, A. Nixon, M. Baglin

UMPIRES: L.McDonald, R.Miedler, S.Baker

### First Semi Final - Blacktown Olympic Park Sunday September 4

<b>ST IGNATIUS, RIVERVIEW</b>	4.1,	6.3,	12.6,	<b>16.8 (104)</b>
<b>NORTH SHORE</b>	2.2,	3.10,	5.10,	<b>5.12 (42)</b>

#### GOALS,

ST IGNATIUS, RIVERVIEW : M. Woods 6, O. Gohl 3, N. Cooper 3, J. Davis 2, Z. Salter 2

NORTH SHORE : L. Harris 1, D. Schacher 1, A. Ladomatos 1, E. Sertbas 1, J. Weir 1

#### BEST,

ST IGNATIUS, RIVERVIEW : J. Somes, T. Meredith, W. Hunter, P. Diggins, M. Coffey, H. Back

NORTH SHORE : E. Sertbas, A. Hurst, A. Buis, A. Morris, Z. Bray, C. D'Souza

UMPIRES: J.Bailey, V.Rawlings, B.Dean

### Preliminary Final - Blacktown International Sports Park Sunday September 11

<b>ST IGNATIUS, RIVERVIEW</b>	1.3,	3.4,	6.5,	<b>8.6 (54)</b>
<b>PENNANT HILLS</b>	0.4,	0.6,	3.7,	<b>5.11 (41)</b>

#### GOALS,

ST IGNATIUS, RIVERVIEW : Z. Salter 4, M. Woods 2, A. Jalloh 1, J. Davis 1

PENNANT HILLS : M. Crawford 3, C. McKay 1, T. Rivers 1

#### BEST,

ST IGNATIUS, RIVERVIEW : P. Ferguson, D. Gross, H. Back, J. Howard, J. McKenzie, H. Robertson

PENNANT HILLS : H. Angel, M. Cantrall, T. Edmonds, S. Wray, A. Nixon, D. Western

UMPIRES: L.McDonald, J.Bailey, S.Parkinson

### Grand Final - Blacktown International Sports Park Saturday September 17

<b>ST IGNATIUS, RIVERVIEW</b>	3.0,	6.3,	10.5,	<b>16.6 (102)</b>
<b>EAST COAST EAGLES</b>	2.1,	7.3,	10.4,	<b>11.4 (70)</b>

#### GOALS,

ST IGNATIUS, RIVERVIEW : J. Davis 5, Z. Salter 3, T. Meredith 2, A. Jalloh 2, D. Robinson 1, J. Pascoe 1, J. Somes 1, M. Woods 1

EAST COAST EAGLES : E. Barclay 4, J. Dwyer 3, M. Nance 1, N. Crowe 1, M. Clinch 1, D. Killworth 1

#### BEST,

ST IGNATIUS, RIVERVIEW : M. Lodge, J. Davis, J. Pascoe, A. Jalloh, D. Robinson, D. Gross

EAST COAST EAGLES : M. Clinch, D. Killworth, J. Dwyer, J. Cutting, B. Jago, J. Pecqueux

UMPIRES: L.McDonald, J.Bailey, S.Parkinson, R.Miedler (Emergency)



## **DIVISION TWO FINALS**

### **Qualifying Final - Henson Park Saturday August 20**

<b>HOLROYD-PARRAMATTA</b>	2.1,	5.1,	6.3,	<b>10.4 (64)</b>
<b>SYDNEY UNIVERSITY</b>	0.1,	1.4,	2.5,	<b>7.7 (49)</b>

#### **GOALS,**

HOLROYD-PARRAMATTA : L. Mansbridge 6, G. Adams 3, M. Hill 1

SYDNEY UNIVERSITY : T. Cole 2, J. La Posta 2, J. Walker 1, R. Stokes 1, M. Horsley 1

#### **BEST,**

HOLROYD-PARRAMATTA : A. Byrne, S. Costello, M. Hill, J. Schwarze, L. Walsh, L. Mansbridge

SYDNEY UNIVERSITY : C. Birch, A. Crowe, C. Wilkinson, R. Stokes, B. Pollock, M. Turner

**UMPIRES:** G.Bertram, D.Newell

### **Elimination Final - Henson Park Sunday August 21**

<b>BALMAIN</b>	1.1,	4.3,	6.7,	<b>8.11 (59)</b>
<b>AUBURN</b>	1.1,	1.4,	4.6,	<b>8.6 (54)</b>

#### **GOALS,**

BALMAIN : A. Azhar 3, T. Osland 1, A. Kyprianou 1, M. Carey 1, J. Fretwell 1, B. Plug 1

AUBURN : M. Moussa 2, O. Kassem 2, S. Kassem 2, I. Kassem 1, O. Mahanna 1

#### **BEST,**

BALMAIN : K. Jones, T. Osland, C. Bolt, M. Busch, D. Naughton, R. Gordon

AUBURN : M. Kassem, T. Zaarour, M. Moussa, M. Yaghi, O. Kassem, M. Hussein

**UMPIRES:** S.Stork, G.Hawkins

### **Second Semi-Final – Rosedale Park Saturday August 27**

<b>PENRITH</b>	2.1,	4.3,	5.8,	<b>7.11 (53)</b>
<b>HOLROYD-PARRAMATTA</b>	1.2,	5.2,	6.3,	<b>7.4 (46)</b>

#### **GOALS,**

PENRITH : B. Roberts 4, D. Chivas 1, D. Schroot 1, B. Robinson 1

HOLROYD-PARRAMATTA : L. Mansbridge 3, S. Costello 2, M. Stacey 1, J. Schwarze 1

#### **BEST,**

PENRITH : N. Wright, J. Denton, D. Bradley, B. Robinson, M. Woodford, M. Payne

HOLROYD-PARRAMATTA : C. Geddes, M. Cahill, J. Schwarze, S. Costello, L. Walsh, L. Cocks

**UMPIRES:** C.Hayter, G.Bertram

### **First Semi-Final – Gipps Rd Oval Sunday August 28**

<b>BALMAIN</b>	3.6,	6.8,	12.11,	<b>17.14 (116)</b>
<b>SYDNEY UNIVERSITY</b>	1.0,	2.3,	5.4,	<b>8.5 (53)</b>

#### **GOALS,**

BALMAIN : A. Kyprianou 4, A. Clark 3, M. Busch 3, J. Boyd 2, M. Carey 1, T. Luff 1, M. Car 1, L. Freemantle 1, B. Plug 1

SYDNEY UNIVERSITY : J. Walker 2, J. La Posta 2, R. Stokes 2, T. Ferguson 1, L. Godfrey 1

#### **BEST,**

BALMAIN : J. Bates, E. Bennell, K. Underwood, T. Luff, A. Kyprianou, J. Britton

SYDNEY UNIVERSITY : R. Kennedy, L. Godfrey, S. Issa, H. Rowe, A. Crowe, R. Stokes

**UMPIRES:** D.Garroway, A.Langdon

### **Preliminary Final – Henson Park Saturday September 3**

<b>BALMAIN</b>	1.2,	3.4,	7.4,	<b>11.9 (75)</b>
<b>HOLROYD-PARRAMATTA</b>	2.2,	6.4,	8.8,	<b>10.9 (69)</b>

#### **GOALS,**

BALMAIN : A. Kyprianou 5, B. Plug 2, M. Carey 1, A. Azhar 1, A. Cottrell 1, A. Cooper 1

HOLROYD-PARRAMATTA : L. Mansbridge 3, G. Adams 3, C. Geddes 1, S. Costello 1, M. Stacey 1, M. Hill 1

#### **BEST,**

BALMAIN : K. Underwood, A. Cottrell, C. Reichman, N. Halliday, M. Carey, E. Bennell

HOLROYD-PARRAMATTA : A. Byrne, L. Walsh, S. Maguire, M. Stacey, C. Geddes, L. Cocks

**UMPIRES:** C.Hayter, G.Bertram

### **Grand Final - Blacktown International Sports Park Saturday September 10**

<b>PENRITH</b>	3.1,	6.4,	6.6,	<b>12.7 (79)</b>
<b>BALMAIN</b>	0.1,	3.2,	5.5,	<b>6.8 (44)</b>

#### **GOALS,**

PENRITH : T. Cummins 3, B. Roberts 3, J. Anasis 2, D. Schroot 2, D. Chivas 1, B. Robinson 1

BALMAIN : B. Plug 2, J. Boyd 1, M. Busch 1, C. Reichman 1, A. Duell-Ferguson 1

#### **BEST,**

PENRITH : D. Schroot, M. Woodford, J. Denton, N. Wright, D. Chivas, N. Allison

BALMAIN : J. Britton, A. Cottrell, K. Underwood, N. Halliday, A. Duell-Ferguson, M. Carey

**UMPIRES:** C.Hayter, G.Bertram, D.Garroway (Emergency)



## **DIVISION THREE FINALS**

### **Qualifying Final – Bruce Purser Reserve Saturday August 28**

**UTS** 3.1, 5.3, 6.7, **8.8 (56)**  
**SYDNEY UNIVERSITY** 1.3, 3.4, 4.6, **5.11 (41)**

#### **GOALS,**

UTS : D. Lazarus 3, S. Boyd 2, S. Robertson 1, A. Cohen 1, J. Pallpratt 1

SYDNEY UNIVERSITY : T. Werner-Gibbins 2, A. Herring 1, J. Crichton 1, J. Cutrupi 1

#### **BEST,**

UTS : S. Boyd, D. Lazarus, A. Kelly, S. Robertson, A. Cohen, M. Ayers

SYDNEY UNIVERSITY : M. Watson, C. Allworth, M. Whitaker, C. Murr, P. Younan, J. Cutrupi

**UMPIRES:** D.Newell, R.Cooksley

### **Elimination Final – Blacktown International Sports Park Sunday August 29**

**SOUTHERN POWER** 4.3, 7.3, 9.7, **14.14 (98)**

**SAINTS a.f.c** 1.1, 2.2, 3.2, **4.5 (29)**

#### **GOALS**

SOUTHERN POWER : L. Hall 4, A. Wardrop 3, M. Bellman 2, A. Cluff 2, J. Krull 1, C. Byrom 1, M. Allouche 1

SAINTS a.f.c : C. Barnes 2, P. Doyle 1, B. Somerville 1

#### **BEST,**

SOUTHERN POWER : T. Shean, M. New, M. Allouche, A. Wardrop, S. Davies, C. Byrom

SAINTS a.f.c : S. Sadler, S. Feigan, J. Tale, T. Linehan, M. Dunlea, A. Tremellen

**UMPIRES:** A.Grosas, T.Bowes

### **Second Semi Final – North Dalton Park Saturday September 3**

**UNSW/ES** 2.7, 6.9, 8.11, **14.14 (98)**

**UTS** 1.1, 2.2, 3.3, **7.5 (47)**

#### **GOALS,**

UNSW/ES : S. Powell 4, S. Tagliabue 4, W. Swanson 2, C. Stephens 1, R. Stevens 1, M. Dixon 1, T. Falvey 1

UTS : A. Sibbick 1, A. Cohen 1, M. Ciavarella 1, D. Flanagan 1, C. Doherty 1, D. Lazarus 1, P. Browne 1

#### **BEST,**

UNSW/ES : M. Dixon, C. Stephens, D. Roth, T. Falvey, R. Pike, A. Boehm

UTS : B. Lyle, C. Doherty, P. Browne, R. O'Grady, B. Browne, A. Cohen

**UMPIRES:** P.Humphries, D.Newell

### **First Semi Final - Blacktown International Sports Park Sunday September 4**

**SYDNEY UNIVERSITY** 2.4, 7.6, 9.8, **11.17 (83)**

**SOUTHERN POWER** 2.1, 3.3, 4.9, **6.11 (47)**

#### **GOALS,**

SYDNEY UNIVERSITY : J. Walker 2, S. Lloyd 2, A. Herring 2, P. Ioakim 1, H. Rowe 1, A. Saunders 1, C. Allworth 1, M. Horsley 1

SOUTHERN POWER : L. Hall 4, B. Jansson 2

#### **BEST,**

SYDNEY UNIVERSITY : M. Turner, J. Crowley, J. Huxtable, S. Lloyd, M. Whitaker, R. Barnes

SOUTHERN POWER : S. Davies, A. Cluff, A. Wardrop, M. Allouche, C. Byrom, T. Alexander

**UMPIRES:** D.Garraway, A.Langdon

### **Preliminary Final - Blacktown International Sports Park Sunday September 11**

**SYDNEY UNIVERSITY** 0.4, 1.7, 3.9, **6.10 (46)**

**UTS** 1.1, 4.3, 5.6, **5.6 (36)**

#### **GOALS,**

SYDNEY UNIVERSITY : A. Herring 2, J. Huxtable 1, J. Walker 1, S. Lloyd 1, R. Lee 1

UTS : A. Cohen 2, S. Robertson 1, C. Doherty 1, D. Lazarus 1

#### **BEST,**

SYDNEY UNIVERSITY : R. Barnes, C. Kennedy, P. Younan, M. Turner, M. Watson, A. Herring

UTS : B. Lyle, T. Robinson, A. Kelly, M. Ayers, N. Allardice, M. Ciavarella

**UMPIRES:** A.Langdon, D.Newell

### **Grand Final - Blacktown International Sports Park Saturday September 17**

**UNSW/ES** 1.4, 4.9, 5.12, **11.13 (79)**

**SYDNEY UNIVERSITY** 1.1, 3.3, 5.6, **7.9 (51)**

#### **GOALS,**

UNSW/ES : B. Camilleri 5, S. Tagliabue 2, W. Swanson 1, R. Stevens 1, S. Powell 1, S. Laughlin 1

SYDNEY UNIVERSITY : J. Walker 2, C. Boustred 2, T. Radford 1, R. Lee 1, A. Herring 1

#### **BEST,**

UNSW/ES : B. Camilleri, M. Dixon, R. Crockett, R. Pike, M. McAlister, C. Peters

SYDNEY UNIVERSITY : J. Walker, J. Huxtable, A. Herring, R. Barnes, P. Younan, C. Allworth

**UMPIRES:** A.Langdon, D.Newell, A.Grosas (Emergency)



## **DIVISION FOUR FINALS**

### **Qualifying Final - Henson Park Saturday August 20**

<b>MACQUARIE UNIVERSITY</b>	2.1,	2.7,	3.9,	<b>5.11 (41)</b>
<b>MOOREBANK</b>	1.1,	3.6,	4.7,	<b>5.8 (38)</b>

#### **GOALS,**

MACQUARIE UNIVERSITY : S. Uglow 1, T. McMurrich 1, T. Marsden 1, R. Pryor 1, A. Kent 1

MOOREBANK : J. Weston 2, V. Pham 1, A. Bedford 1, I. Patti 1

#### **BEST,**

MACQUARIE UNIVERSITY : P. Hare, P. Hyndman, T. McMurrich, A. Kent, A. Cochrane, J. Hardman

MOOREBANK : D. Wilson, J. Droscher, T. Currant, C. Graham, F. Wanrooy, V. Pham

**UMPIRES:** A.Smyth, J.Benson

### **Elimination Final- Henson Park Sunday August 21**

<b>UTS</b>	3.3,	9.7,	12.10,	<b>13.13 (91)</b>
<b>HOLROYD-PARRAMATTA</b>	2.0,	3.1,	3.3,	<b>5.5 (35)</b>

#### **GOALS,**

UTS : J. Bocking 5, A. Dragicevic 3, B. Nitschke 2, D. Beaton 1, S. Hains 1, A. Langford 1

HOLROYD-PARRAMATTA : C. Watson 1, D. Galayini 1, M. MacDonald 1, G. Smith 1, J. Lawther 1

#### **BEST,**

UTS : D. Higgins, S. Hains, A. Dragicevic, J. Minahan, R. Malcolm, J. Bocking

HOLROYD-PARRAMATTA : A. Compton, M. Bursa, D. Galayini, M. Burn, T. Whalan, A. Townsend

**UMPIRES:** P.Humphries, A.Van Breugel

### **Second Semi-Final- Rosedale Park Saturday August 27**

<b>PENRITH</b>	4.2,	5.8,	8.10,	<b>13.10 (88)</b>
<b>MACQUARIE UNIVERSITY</b>	3.1,	3.2,	6.2,	<b>7.2 (44)</b>

#### **GOALS,**

PENRITH: N. Collimore 3, M. Lewis 3, T. Corless 2, J. Ponton 1, J. Sultana 1, J. Bradley 1, C. Butler 1, N. Gatt 1

MACQUARIE UNIVERSITY: R. Pryor 4, M. Leeds 1, S. Uglow 1, M. McMahon 1

#### **BEST,**

PENRITH: N. Gatt, C. Triffitt, N. Rowley, J. Jackson, J. Sultana, C. Butler

MACQUARIE UNIVERSITY: P. Sobb, P. Hare, M. Leeds, R. Pryor, P. Hyndman, C. Mullins

**UMPIRES:** L.Hall, A.Van Breugel

### **First Semi-Final- Gipps Rd Oval Sunday August 28**

<b>MOOREBANK</b>	3.2,	3.4,	6.7,	<b>10.8 (68)</b>
<b>UTS</b>	3.1,	6.1,	8.2,	<b>9.4 (58)</b>

#### **GOALS,**

MOOREBANK : T. Currant 3, D. Weightman 2, I. Prudham 1, J. Weston 1, A. Bedford 1, B. Van Etten 1

UTS : A. Dragicevic 2, B. Nitschke 1, B. Payne 1, W. Field 1, L. Walters 1, J. Bocking 1, W. Houghton 1, R. Malcolm 1

#### **BEST,**

MOOREBANK : J. O'Mara, C. Graham, V. Pham, F. Wanrooy, D. Wilson, J. Droscher

UTS : L. Walters, P. Browne, W. Houghton, S. Hains, R. Malcolm, T. Ottens

**UMPIRES:** P.Humphries, J.Benson

### **Preliminary Final – Henson Park Saturday September 3**

<b>MOOREBANK</b>	3.0,	5.5,	9.8,	<b>10.10 (70)</b>
<b>MACQUARIE UNIVERSITY</b>	2.2,	3.6,	3.10,	<b>6.12 (48)</b>

#### **GOALS,**

MOOREBANK : D. Weightman 3, R. Forrester 2, J. Weston 2, D. Wilson 1, W. Hanley 1

MACQUARIE UNIVERSITY : S. Mann 4, R. Pryor 2

#### **BEST,**

MOOREBANK : A. Simpson, A. Mahoney, R. Forrester, D. Van De Wouw, B. Ming, V. Pham

MACQUARIE UNIVERSITY : P. Hyndman, C. O'Niell, M. McMahon, T. Marsden, A. Cochrane, S. Mann

**UMPIRES:** J.Benson, R.Cooksley

### **Grand Final - Blacktown International Sports Park Saturday September 10**

<b>MOOREBANK</b>	5.2,	6.3,	7.9,	<b>10.13 (73)</b>
<b>PENRITH</b>	2.1,	3.5,	8.6,	<b>8.6 (54)</b>

#### **GOALS,**

MOOREBANK : D. Weightman 3, D. Wilson 2, T. Currant 2, J. Weston 1, B. Currant 1, B. Van Etten 1

PENRITH : A. Henry 2, T. Corless 2, J. Ponton 2, J. Sultana 1, J. Jackson 1

#### **BEST,**

MOOREBANK : A. Simpson, F. Wanrooy, I. Prudham, C. Graham, A. Mahoney, D. Weightman

PENRITH : T. Corless, J. Ponton, N. Rowley, A. West, C. Butler, C. Knight

**UMPIRES:** J.Benson, R.Cooksley, P.Humphries (Emergency)



## **DIVISION FIVE FINALS**

### **First Semi Final - Henson Park Saturday August 20**

**MANLY-WARRINGAH** 4.3, 6.4, 8.7, **9.12 (66)**  
**SYDNEY UNIVERSITY** 1.1, 5.3, 5.3, **7.5 (47)**

#### **GOALS,**

MANLY-WARRINGAH : M. Rawle 4, J. McGrath 2, R. Hearn 2, A. Hammond 1

SYDNEY UNIVERSITY : T. Bauer 2, G. Ramsay 1, D. Farrington 1, G. Stephenson 1

#### **BEST,**

MANLY-WARRINGAH : A. Michael, D. Fagan, L. Slobin, J. McGrath, J. King, B. Meredith

SYDNEY UNIVERSITY : N. Tao, T. Bauer, K. Parker, M. Peters, M. Whitaker, M. Sumner

**UMPIRES:** T.Bowes, M.Friend

### **Second Semi-Final - Rosedale Park Saturday August 27**

**SOUTHERN POWER** 3.3, 7.7, 9.7, **11.10 (76)**  
**MOOREBANK** 1.2, 1.2, 1.3, **2.4 (16)**

#### **GOALS,**

SOUTHERN POWER : D. Stanton 4, M. Crowe 2, D. Andrews 1, J. O'Sullivan 1, R. Libbis 1, N. Sterling 1, T. Rokov 1

MOOREBANK : C. Garven 1, S. Walsh 1

#### **BEST,**

SOUTHERN POWER : J. Wakeman, D. Stanton, G. Marks, T. Rokov, S. Lowes, T. Fortescue

MOOREBANK : C. Rainbow, J. Windass, L. Turnbull, J. Playford, J. Quigley, D. Balderston

**UMPIRES:** S.Wallbank, A.Smyth

### **Preliminary Final – Henson Park Saturday September 3**

**MANLY-WARRINGAH** 8.3, 12.5, 18.6, **23.11 (149)**  
**MOOREBANK** 1.0, 2.2, 3.7, **3.9 (27)**

#### **GOALS,**

MANLY-WARRINGAH : M. Rawle 6, L. Slobin 5, R. Hearn 3, M. Forde 3, N. Johnston 2, J. Dadul 2, A. Hammond 1, C. Levy 1

MOOREBANK : M. Foster 1, S. Fuller 1, S. Duggan 1

#### **BEST,**

MANLY-WARRINGAH : L. Slobin, C. Layton, M. Forde, B. Meredith, S. Graham, J. Dadul

MOOREBANK : P. Hooper, N. Goode, C. Rainbow, M. Fitzpatrick, S. Duggan, R. Awad

**UMPIRES:** S.Wallbank, A.Smyth

### **Grand Final - Blacktown International Sports Park Saturday September 10**

**SOUTHERN POWER** 2.1, 4.2, 8.3, **8.4 (52)**  
**MANLY-WARRINGAH** 1.4, 1.7, 2.9, **4.13 (37)**

#### **GOALS,**

SOUTHERN POWER : C. Anderson 1, D. Stanton 1, S. Lowes 1, R. Libbis 1, R. Swanton 1, M. Crowe 1, T. Rokov 1, T. Alexander 1

MANLY-WARRINGAH : M. Rawle 2, J. Dadul 1, C. Layton 1

#### **BEST,**

SOUTHERN POWER : J. Wakeman, T. Rokov, T. Alexander, D. Stanton, A. Graf, S. Lowes

MANLY-WARRINGAH : J. McGrath, C. Levy, J. Dadul, S. Graham, B. Meredith, L. Slobin

**UMPIRES:** S Wallbank, A Smyth, P.O'Brien (Emergency)



## UNDER 18 CHALLENGE CUP FINALS

### **Qualifying Final - Henson Park Saturday August 20**

<b>MANLY-WARRINGAH</b>	3.2,	4.5,	6.6,	<b>7.7 (49)</b>
<b>MAC UNI WARRIORS</b>	0.0,	2.0,	2.4,	<b>5.5 (35)</b>

#### **GOALS,**

MANLY-WARRINGAH : B. Elliott 1, N. Sampson 1, N. Bosschieter 1, W. Koch 1, H. Tier 1, M. Varjavandi 1, L. Hearn 1

MAC UNI WARRIORS : M. De Vries 2, W. Cobcroft-Wells 1, E. Stillman 1, P. Hayes 1

#### **BEST,**

MANLY-WARRINGAH : J. Behagg, W. Koch, M. Bell, B. Dean, P. Fabbro, B. Elliott

MAC UNI WARRIORS : J. Coghlan, M. Wettenhall, L. Wordsworth, J. Ortiz, W. Hughes, M. De Vries

**UMPIRES:** J.Bailey, S.Baker

### **Elimination Final - Henson Park Sunday August 21**

<b>HOLROYD-PARRAMATTA</b>	4.2,	10.4,	13.9,	<b>17.13 (115)</b>
<b>EAST COAST EAGLES</b>	0.0,	0.1,	2.1,	<b>2.2 (14)</b>

#### **GOALS,**

HOLROYD-PARRAMATTA : J. Clark 6, M. Coledan 3, J. Pidgeon 3, B. Johnston 2, B. Katsiris 1, J. O'Reilly 1, B. Jenison 1

EAST COAST EAGLES : J. McPherson 1, P. Waaka 1

#### **BEST,**

HOLROYD-PARRAMATTA : S. Neill, J. Clark, J. Smith, J. Pidgeon, M. Coledan, J. Mobbs

EAST COAST EAGLES : J. McPherson, J. Nugent, A. Hutt, B. Hearne, S. Acland, M. Elliott

**UMPIRES:** R.Miedler, S.Parkinson

### **Second Semi- Final – Rosedale Park Saturday August 28**

<b>CAMPBELLTOWN</b>	1.4,	7.7,	10.12,	<b>16.14 (110)</b>
<b>MANLY-WARRINGAH</b>	2.2,	3.3,	4.4,	<b>8.7 (55)</b>

#### **GOALS,**

CAMPBELLTOWN : K. Monteleone 4, J. Beveridge 3, T. Sims 3, D. Beech 2, J. O'Brien 1, B. Wharton 1, C. Gordon 1, H. Davey 1

MANLY-WARRINGAH : M. Varjavandi 2, N. Sampson 1, R. Vernon 1, N. Bosschieter 1, W. Koch 1, H. Tier 1, J. Tahtali 1

#### **BEST,**

CAMPBELLTOWN : P. Green, K. Monteleone, S. Barr, P. Simpson, C. Gordon, D. Beech

MANLY-WARRINGAH : W. Koch, J. Behagg, M. Varjavandi, C. Johnston, M. Bell, K. Springthorpe

**UMPIRES:** V.Rawlings, C. Dewar

### **First Semi- Final – Gipps Rd Oval Sunday August 29**

<b>MAC UNI WARRIORS</b>	2.1,	6.3,	11.4,	<b>13.9 (87)</b>
<b>HOLROYD-PARRAMATTA</b>	1.2,	4.2,	7.3,	<b>8.3 (51)</b>

#### **GOALS,**

MAC UNI WARRIORS : F. Skulley 6, J. Carrington 3, W. Cobcroft-Wells 2, A. O'Dea 1, B. Codling 1

HOLROYD-PARRAMATTA : B. Johnston 2, P. Martinoli 2, J. Clark 2, M. Coledan 1, J. Pidgeon 1

#### **BEST,**

MAC UNI WARRIORS : H. Jarman, M. Wettenhall, F. Skulley, J. Coghlan, R. Joannides, J. Carrington

HOLROYD-PARRAMATTA : J. Clark, S. Neill, B. Jenison, T. Watson, G. Zenebre, A. Leabeater

**UMPIRES:** S.Baker, J. Bawden

### **Preliminary Final – Henson Park Saturday September 3**

<b>MANLY-WARRINGAH</b>	3.1,	6.5,	10.5,	<b>13.10 (88)</b>
<b>MAC UNI WARRIORS</b>	4.2,	6.2,	9.3,	<b>10.7 (67)</b>

#### **GOALS,**

MANLY-WARRINGAH : M. Bell 5, N. Bosschieter 3, M. Bell 2, W. Koch 1, M. Varjavandi 1, L. Hearn 1

MAC UNI WARRIORS : B. Codling 3, W. Cobcroft-Wells 2, J. Carrington 2, M. De Vries 1, F. Skulley 1, R. Joannides 1

#### **BEST,**

MANLY-WARRINGAH : J. Behagg, P. Fabbro, C. Johnston, W. Koch, J. Tahtali, M. Varjavandi

MAC UNI WARRIORS : R. Joannides, K. Eynaud, L. Wordsworth, B. Codling, H. Jarman, E. Stillman

**UMPIRES:** A.Talbot, S.Parkinson

### **Grand Final - Blacktown International Sports Park Saturday September 10**

<b>CAMPBELLTOWN</b>	3.2,	4.5,	9.8,	<b>11.10 (76)</b>
<b>MANLY-WARRINGAH</b>	2.1,	2.1,	6.2,	<b>7.3 (45)</b>

#### **GOALS,**

CAMPBELLTOWN: J. Beveridge 5, K. Monteleone 2, C. Gordon 1, P. Green 1, J. Bottin-Noonan 1, T. Sims 1

MANLY-WARRINGAH : B. Elliott 1, N. Sampson 1, C. Johnston 1, M. Bell 1, N. Bosschieter 1, T. White 1, L. Hearn 1

#### **BEST,**

CAMPBELLTOWN : B. Wharton, B. Martin, J. Beveridge, P. Green, J. O'Brien, T. Vella

MANLY-WARRINGAH : W. Koch, C. Johnston, M. Varjavandi, N. Bosschieter, P. Fabbro, T. White

**UMPIRES:** A.Talbot, S.Baker, V.Rawlings (Emergency)



## GRAND FINAL PHOTO'S



## **PUBLICITY**

In 2011, the AFL Sydney competition again achieved significant media coverage through local papers, websites, television and radio. Local papers in particular tracked the progression of clubs from their first game all the way until September when teams either tasted premiership glory or bowed out trying their best.

The successful season was established from the outset when the AFL Sydney representative team played the GWS GIANTS in their first ever match. The match received extensive media coverage with local players' performances broadcast to a national audience.

AFL Sydney's success on the representative stage continued to be a draw card for media during the year with particular interest in the Cairns and Newcastle trips respectively.

The AFL Sydney finals series held at Blacktown International Sportspark drew widespread coverage in local publications, as did the Phelan Medal award winners.

The Grand Final also received extensive coverage between local papers and the Sydney Morning Herald, which tracked the progression of Balmain Dockers and their former Sydney Swans players.

Club Academy players and NSW/ACT Rams players were a strong promotional tool for the league, with many of the young players featured in their local publications.

Former Wollongong product Aidan Riley was also a huge talking point all year in his local media publications in the lead up to and after his highly anticipated debut for the Adelaide Crows.

One of the media achievements of the year was the continued following of the Auburn Tigers again. The club appeared weekly in multiple publications throughout the year.

On radio, AFL Sydney scores and updates were broadcast through the national AFL Today program and features were run on Sydney's number one AFL show – The Bounce on 2GB.

Again this year the match of the week was broadcast on Fright nights across the eastern states of Australia through Foxtel. The last three finals were also streamed live on [www.digitalsports.com.au](http://www.digitalsports.com.au) which attracted over 3300 viewers. Both platforms are integral to showcasing the talent on display in the local competition. A huge thank you must be extended to Craig Abercrombie and his team at Digital Sports for their continued support.

With the AFL's expansion plans moving forward, particularly with the new North East Australian Football League, there are huge plans to increase AFL Sydney media coverage at both a local and national level. Sydney University's and East Coast Eagles' entry into NEAFL this year received wide coverage and their progression in the new competition will continue to going forward.

Following last year's grand final victory, East Coast was invited to join the inaugural Foxtel Cup which was broadcast nationally on Fox Sports.

Again the AFL Sydney website ([www.sydneyafl.com.au](http://www.sydneyafl.com.au)) proved to be a major source of promotion for the league with over 3.2M clicks over the past 12 months. On top of the AFL Sydney website, [www.aflnswact.com.au](http://www.aflnswact.com.au) continued to provide weekly scores and stories throughout the year, which were also promoted through the e-Newsletter.

Towards the end of the year, we also launched the new AFL NSW/ACT Facebook page and Twitter account to better engage the wider community with scores, news and events. Social media will be a major focus of 2012.

In order to increase media coverage and to improve local clubs' profile and media presence, AFL NSW/ACT will be distributing media packs to all clubs for season 2012. Included in this pack will be a range of initiatives to increase the amount of media coverage. AFL NSW/ACT looks forward to working closely with all clubs to further strengthen media exposure both at a local and national level.

**Jordan Laing**  
**AFL NSW/ACT Communications Coordinator**

### **CLUB FIELD UMPIRES**

2011 saw the continuation of the Club Field Umpire Program (CFUP).

The program involved the following:

- For all matches where two accredited umpires were not appointed, each club was required to provide a club umpire. This occurred on most occasions in Division Three, Division Four, Division Five and Under 18's Challenge Cup.
- To become a Registered Club Field Umpire the club umpire would need to either hold a current umpire accreditation, have officiated a match as a club umpire in 2010 or attend a club umpire training seminar in 2010 or 2011. They would also need to complete a Club Field Umpire Registration Form.
- Upon registration the club field umpire received a registration card, Laws of the Game DVD, 2011 Laws of Australian Football, AFL Sydney Club Umpire Manual, and red/yellow cards.
- Club umpires were required to wear yellow/black shirt (supplied by the league), black socks and black shorts.
- A minimum of two umpires required for any game to commence.

Prior to the season commencing, AFL NSW/ACT Umpires Development Officer, Carl Fletcher conducted 3 CFUP training seminars throughout Sydney. Another seminar was held during the year.

In 2011, there were 260 Registered Club Umpires of which 127 umpired at least one game, whilst 21 umpired in excess of five matches, 12 in excess of 10 and two in excess of 20.

### **CLUB OF THE YEAR PROGRAM**

The Club of the Year incentive scheme was continued in 2011 to give clubs the opportunity to receive financial rewards for achieving excellence for off field administrative tasks. These tasks included provision of financial information, attendance at meetings and matchday duties. Items relating to discipline (both on and off the field) and representative football were also included in the scheme.

Points were allotted for each task, each worth \$0.50 to the club.

Each week points were calculated and clubs issued with a statement.

At the end of the season, clubs were paid the amount which they earned. Clubs must have achieved a minimum of 1,000 points to be eligible to receive a payment. If a club finished with a negative amount they would be required to pay this amount.

Of the 22 clubs, 21 clubs were eligible to receive a payment.

The incentive scheme is an excellent initiative that saw \$22,356.00 returned to the clubs in 2011.

## **TELEVISION COVERAGE**

AFL Sydney continued to gain national exposure with highlights of one AFL Sydney Premier Division match shown each week on the FOXTEL Main Event Channel (518).



The one hour program was shown on Friday nights at 6.30pm as a lead in to the AFL Friday Night match. The program consisted of highlights of the selected AFL Sydney match of the week.

The Match of the Week was selected to ensure that all clubs received equal exposure during the year

Our broadcast partner, Digital Sports provided "live streaming" of the last three finals, inc all Grand finals on [www.digitalsports.com.au](http://www.digitalsports.com.au) which attracted over 3300 viewers. Both platforms are integral to showcasing the talent on display in the local competition. A huge thank you must be extended to Craig Abercrombie and his team at Digital Sports for their continued support.

Digital Sports should be commended on the quality of the production and presentation and it is hoped that this exposure will continue in years to come.

All seven Grand Finals were filmed, with commentary and were available for purchase via Digital Sports.

## **THE FOOTBALL RECORD**

The production of a weekly Football Record continued in 2011.

The coloured cover was pre-printed with a space for the round, date and match. This information was then printed on to the covers each week.

At the beginning of the season clubs were asked if they wanted to receive Football Records during the year. It was pleasing that 20 of the 21 clubs opted for this. Clubs were again asked to contribute notes each week. The notes were placed adjacent to their team list and home clubs were issued with 50 copies each round.



Clubs were levied \$0.50c per record, and in turn were able to sell them for \$1.00.

Clubs were also given the opportunity to find sponsors who would be interested in placing an advert in the Record at a cost of \$1,000 for a half page ad. Sports Physio Nor West, via East Coast Eagles took up this opportunity and for this we thank them.

The publication was compiled and edited by Luke Turner. Garry Burkinshaw would then lodge a copy of the record with Officeworks, Gosford on Tuesday Morning for printing and collating. Once printed and collated, the A5 booklets were collected that afternoon, sorted and boxed into home club lots and couriered to the house of a home club official each Friday.

Officeworks provided a 5% discount for the inclusion of an advertisement in the Record.

The season's records will be bound and kept as part of the leagues historical records.

Whilst there is a reasonable effort in publishing the Football Record the end result is a tremendous vehicle for the league and clubs to push their cause and a wonderful effort for those concerned in its publication.

## **FOOTY TIPPING**

2011 saw AFL Sydney hold their own football tipping competition which attracted 54 tipsters.

The competition was run through the Footyweb system and managed by the Football Operations Manager and required the tipsters to initially join the competition and then on a weekly basis make their selection for each of the five games and also predict the margin for a designated match.

If a tipster did not submit they tips they were allocated the away team.

Two points were allocated for a win, one for a draw and nil for a loss.

If tipsters were level on points their ladder position was decided by percentage which was based on the difference between the actual margin and the tipsters predicted margin for the designated matches, on an accumulated basis.

The tipping competition was won by Greg Corless.

No prizes were on offer for the winners.

### *Top Ten*

<b>Tipster</b>	<b>Points</b>	<b>Accumulated Margin</b>
Greg Corless	162	691
Luke Turner	160	537
Mark Coles	158	642
Jason Saddington	158	690
Barney	156	590
Colin Huggins	154	566
Brendan Rhodes	152	554
Steve Edwins	152	607
Chris Schafer	152	673
Nicole Abercrombie	150	542

## **PHOTOGRAPHY**

AFL Sydney contracted the service Michael Vettas Photography to take photo's of matches throughout the year.

Michael attended matches on most weekends (sometimes multiple matches) and provided the AFL with a selection of photo's from each match. Michael also travelled to Cairns to photograph the Representative fixture.

He also displayed photo's on the photo gallery on the AFL Sydney website as well as at [www.safphotos.com.au](http://www.safphotos.com.au) . The photo's were also available for purchase.



## TRIBUNAL

The tribunal, which was held on a Wednesday night at the AFL NSW/ACT offices, met on 18 occasions during 2011. Brian Langton acted as Tribunal Chairman while the other seven members of the tribunal panel operated on a roster basis.

A break up of reports and tribunal hearing statistics are as follows:

SUMMARY	2011	2010	
No of Charges	107	91	
Set Penalties Offered	92	76	
Set Penalties Accepted	72	56	
Cases Before Tribunal	35	35	
Guilty & Suspended	30	19	
Guilty & Reprimand	2	12	
Not Guilty	3	4	
Case Dismissed	0	0	
Sentences > Prescribed Penalty Offered	1	1	
Sentences same as Prescribed Penalty Offered	6	8	
Sentences < Prescribed Penalty Offered	12	6	
CHARGES	Set Penalty	Guilty	Not Guilty
Striking	36	18	1
Attempting to Strike	6		
Abusive Conduct/ Abusive Language toward an umpire	4	5	
Abusive Conduct/ Abusive Language toward an opposition player	1		
Charging	4	1	
Rough Conduct	6	5	
Tripping	2		
Tripping - Attempted	2		
Disputing Decisions			
Kicking - Attempted			
Kicking	1	2	
Negligant Contact			
Unduly Rough Play			
Contempt of Tribunal			
Misconduct			1

In comparison to 2010, charges in 2011 were increased by 18 % however there was an extra Division in 2011. In 2011, 86% of all charges were 'offered a Prescribed Penalty of which 78% were accepted. This percentage compares to 2010 where 83% of charges were offered a Prescribed Penalty with 74% accepting. In 2011, 91% of those cases which appeared before the tribunal resulted in a guilty verdict as opposed to 89% in 2010.

## **2011 PREMIERS**



### **PREMIER DIVISION**

- EAST COAST EAGLES

### **DIVISION ONE**

- MANLY-WARRINGAH



### **UNDER 18 PREMIER CUP**

- ST IGNATIUS, RIVERVIEW



### **DIVISION TWO**

- PENRITH



### **DIVISION THREE**

- UNSW/ES

### **UNDER 18 CHALLENGE CUP**

- CAMPBELLTOWN



### **DIVISION FOUR**

- MOOREBANK SPORTS



### **DIVISION FIVE**

- SOUTHERN POWER



## **2011 GRAND FINAL BEST ON GROUND WINNERS**

### **ROD PODBURY MEDAL**

#### **(Premier Division Grand Final Best & Fairest)**

- Jack Dimery – East Coast Eagles (*pictured below*)

### **DIVISION ONE GRAND FINAL BEST & FAIREST**

- Jacob Graham – Manly-Warringah

### **UNDER 18 PREMIER CUP GRAND FINAL BEST & FAIREST**

- Matthew Lodge – St Ignatius, Riverview

### **DIVISION TWO GRAND FINAL BEST & FAIREST**

- Daniel Schroot – Penrith

### **DIVISION THREE GRAND FINAL BEST & FAIREST**

- Ben Camilleri – UNSW/ES

### **DIVISION FOUR GRAND FINAL BEST & FAIREST**

- Anthony Simpson – Moorebank Sports

### **UNDER 18 CHALLENGE CUP GRAND FINAL BEST & FAIREST**

- Ben Wharton – Campbelltown

### **DIVISION FIVE GRAND FINAL BEST & FAIREST**

- John Wakeman – Southern Power



## **2011 MISCELLANEOUS AWARDS**

### **KEN FERGUSON AWARD (Volunteer of the Year)**

- Terry Neilsen – Campbelltown

### **NAB RISING STAR**

- Nick Ryan – St George

### **HOWARTH MEDAL (Representative Player of the Year)**

- Jon Vlatko

### **DIGITAL SPORTS MARK OF THE YEAR**

- James Howard – Balmain

### **DIGITAL SPORTS GOAL OF THE YEAR**

- Dwain Watkins – Western Suburbs

## 2011 LEADING GOAL KICKERS

Stan Milton Medal Premier Division		
Name	Club	Goals
Jamie Vlatko	ECE	72
Stephen Doyle	ECE	53
Ryan Price	ILL	51
Jason Saddington	BD	47
Daniel Roberts	NS	40

Division One		
Name	Club	Goals
Alan Fritsch	SP	53
Levi Brain	MW	48
Tyrone Armitage	MW	36
Des Worrell	SU	31
Thomas O'Neill	WS	26

Division Two		
Name	Club	Goals
Troy Cole	SU	76
Andrew Kyprianou	BD	69
Salem Kassem	AUB	57
Dale Chivas	Penrith	57
Tim Cummins	Penrith	47


Division Three		
Name	Club	Goals
Casey Stephens	UNSW	58
Shane Powell	UNSW	45
Lyndon Hall	SP	38
Max Margan	WS	36
Warren Swanson	UNSW	31

Under 18 Premier Cup		
Name	Club	Goals
Ethan Barclay	ECE	71
Ben McGovern	Penrith	39
Mitchell Woods	RIV	38
Christien Specha	WS	37
Alex Brooks	STG	36

Under 18 Challenge Cup		
Name	Club	Goals
Jordan Pidgeon	HP	46
Tyson Sims	CTO	44
N Bosschier	MW	41
Bradley Plug	BAL	35

Division Four		
Name	Club	Goals
Jason Bradley	Penrith	50
Rowan Pryor	MU	45
Luke Mansbridge	HP	40
Jake Weston	MOO	35
Tayt Corless	Penrith	31

Division Five		
Name	Club	Goals
Ryan Libbis	SP	50
Andrew Kent	MU	46
Matt Rawle	MW	34
Ben Wright	Camden	34
Matthew Crowe	SP	28



**Clockwise:** Jamie Vlatko (Premier Div); Al Fritsch (Div 1); Casey Stephens (Div 3); Jason Bradley (Div 4); Ryan Libbis (Div 5) and Ethan Barclay (U18 Premier Cup) all receiving their trophies from AFL Sydney Umpires Association President, Emma Polette.

## **2011 LEAGUE BEST & FAIREST**



### **PHELAN MEDAL (PREMIER DIVISION BEST & FAIREST)**

- Kieran Wright – Pennant Hills (20 votes)

### **SNOW MEDAL (DIVISION ONE BEST & FAIREST)**

- Brett Harland – Macquarie University (19 votes)



### **KEALY MEDAL (U18 PREMIER CUP BEST & FAIREST)**

- Dominic Killworth – East Coast Eagles (17 votes)

### **SANDERS MEDAL (DIVISION TWO BEST & FAIREST)**

- David Bradley– Penrith (17 votes)
- Dale Chivas– Penrith (17 votes)



### **MCFARLANE MEDAL (DIVISION THREE BEST & FAIREST)**

- Daniel Roth – UNSW/ES (21 votes)

### **HART MEDAL (U18 CHALLENGE CUP BEST & FAIREST)**

- Bradley Plug – Balmain (19 votes)



### **ARMSTRONG MEDAL (DIVISION FOUR BEST & FAIREST)**

- Carter Mullins – Macquarie University (22 votes)

### **APTED MEDAL (DIVISION FIVE BEST & FAIREST)**

- Daniel Balderston – Moorebank (18 votes)



## 2011 LEAGUE BEST AND FAIREST

Phelan Medal Premier Division		
Name	Club	Votes
Kieran Wright	PH	20
Rowan Bilkey	ECE	17
Jamie Vlatko	ECE	16
Ken Ewen-Chappel	ILL	14
Benjamin Woods	UNSW	13
Dale Fitzgerald	NS	11
Declan Donohue	STG	11

Snow Medal Division One		
Name	Club	Votes
Brett Harland	MUNI	19
Daniel Keating	PH	16
Mitchell New	SP	15
Ben Gatwood	ILL	10
James Mann	ECE	10
Jack McAnespie	UNSW	10
Justin Hall	MW	9

Sanders Medal Division Two		
Name	Club	Votes
David Bradley	Penrith	17
Dale Chivas	Penrith	17
Jarryd Boyd	BAL	15
Mohammed Kassem	AUB	14
Troy Cole	SUNI	13

McFarlane Medal Division Three		
Name	Club	Votes
Daniel Roth	UNSW	21
Ryan Pike	UNSW	15
Benjamin Reid	CTO	14
Hayden Benger	ECE	12
Daniel Coughlin	WS	12

Kealy Medal Under 18 Premier Cup		
Name	Club	Votes
Dominic Killworth	ECE	17
Jack McKinlay	UNSW	16
Jarryd Polley	WS	15
Matthew Lodge	RIV	15
Gabriel Robbie	SUNI	13
Adrian Yakimov	SUNI	13

Hart Medal Under 18 Challenge Cup		
Name	Club	Votes
Bradley Plug	BAL	19
Maddis Bishop	SP	16
Sam Neill	HP	14
Matthew Varjavandi	MW	14
Walter Koch	MW	13
Alex O'Dea	MUNI	13

Armstrong Medal Division Four		
Name	Club	Votes
Carter Mullins	MUNI	22
Nathan McLean	HP	14
Victor Pham	MOO	12
Joshua Martin	UNSW	9
Nathan Rowley	Penrith	8

Apted Medal Division Five		
Name	Club	Votes
Daniel Balderston	MOO	18
Daniel Stanton	SP	16
Mark Kavanagh	Saints a.f.c	10
Andrew Kent	MUNI	9
Ryan Fornasari	SP	8

**BEST & FAIREST VOTING  
PHELAN MEDAL  
PREMIER DIVISION BEST & FAIREST**

Kieran Wright	PENNANT HILLS	20	Stephen Hudson	WESTERN SUBURBS	5	David Lavender	UTS	3	Adam Flagg	PENNANT HILLS	2
Rowan Bilkey	EAST COAST	17	Sam Crichton	SYDNEY UNI	5	Peter Kefalas	UNSW/ES	3	Chris Ogle	ST GEORGE	2
Jamie Vlatko	EAST COAST	16	Troy Bartlett	ILLAWARRA	5	Chris Bolt	BALMAIN	3	Paul Sain	ST GEORGE	2
Ken Ewen-Chappell	ILLAWARRA	14	Rohan Lilly	BALMAIN	5	Michael Higgins	SYDNEY UNI	3	Michael Milner	ST GEORGE	1
Ben Woods	UNSW/ES	13	David Martin	NORTH SHORE	5	Michael Holmes	ST GEORGE	3	Marcus Linsen	CAMPBELLTOWN	1
Brandon Jack	PENNANT HILLS	11	Adam Campbell	SYDNEY UNI	5	Patrick Brackin	NORTH SHORE	3	Ryan Price	ILLAWARRA	1
Ronald Wason	NORTH SHORE	11	Alan Kymantas	UTS	5	Jay Lewis	PENNANT HILLS	3	Matthew Eurell	WESTERN SUBURBS	1
Jeremy Daniher	ILLAWARRA	11	Leigh Lavery	UNSW/ES	5	Brenton Mumme	WESTERN SUBURBS	3	Joshua Keen	PENNANT HILLS	1
Daniel Spiteri	EAST COAST	11	Alex Lee	SYDNEY UNI	5	Peter Dugmore	SYDNEY UNI	3	Fraser Brown	CAMPBELLTOWN	1
Dale Fitzgerald	NORTH SHORE	11	Jeffrey Morgan	WESTERN SUBURBS	4	Thomas Head	BALMAIN	3	Nathan Scarfo	WESTERN SUBURBS	1
Declan Donohue	ST GEORGE	11	Hayden Nichols	UNSW/ES	4	Ryan Barrett	WESTERN SUBURBS	3	Owen Love	CAMPBELLTOWN	1
Teddy Strudwick	NORTH SHORE	10	Nic Fosdike	BALMAIN	4	Jack Dimery	EAST COAST	3	Lewis Wilson	ILLAWARRA	1
Martin Rice	SYDNEY UNI	9	Ryan Pert	UNSW/ES	4	Adam Gulden	UNSW/ES	3	Daniel De Looze	PENNANT HILLS	1
Tim Barrett	SYDNEY UNI	9	Oscar Sidlo-Jones	UNSW/ES	4	Tim Wales	PENNANT HILLS	3	Alex Foxall	EAST COAST	1
Stephen O'Connor	EAST COAST	9	Mike Beardsley	EAST COAST	4	Jerome Farrell	BALMAIN	2	Troy Luff	BALMAIN	1
Jon Vlatko	EAST COAST	9	Adrian Harry	NORTH SHORE	4	Beau Black	ILLAWARRA	2	Scott Richmond	ST GEORGE	1
James Weavers	ILLAWARRA	8	Sam Schmidt	BALMAIN	4	Ben Beaston	PENNANT HILLS	2	Anthony Rodrigues	UNSW/ES	1
Matthew Edwins	BALMAIN	8	David Goodley	ILLAWARRA	4	Matthew Lemme	WESTERN SUBURBS	2	Lachlan Pryor	NORTH SHORE	1
Ben Mankarious	SYDNEY UNI	8	Kurt Hanson	CAMPBELLTOWN	4	Thomas Heath	UNSW/ES	2	Hamish Sherwood	CAMPBELLTOWN	1
Timothy Schmidt	BALMAIN	8	Stephen Doyle	EAST COAST	4	Alex Goodall	PENNANT HILLS	2	Daniel McClure	ILLAWARRA	1
Max Collett	UNSW/ES	7	Lloyd Perris	ST GEORGE	3	Ben Reid	CAMPBELLTOWN	2	Jack O'Donoghue	WESTERN SUBURBS	1
Brendan Fitzgerald	NORTH SHORE	7	James Howard	BALMAIN	3	Tom Elkington	SYDNEY UNI	2	David Ryan	ST GEORGE	1
Janis Blums	BALMAIN	7	Timothy Addison	ST GEORGE	3	Tim Scoular	PENNANT HILLS	2	Mark Rigby	SYDNEY UNI	1
Jackson Dwyer	EAST COAST	7	David Mitchell	SYDNEY UNI	3	Jason Coulloupas	BALMAIN	2	Jack Caspersenn	SYDNEY UNI	1
Tim Garrett	UNSW/ES	6	Rohan Bates	BALMAIN	3	Bill Lafferty	WESTERN SUBURBS	2	Daniel Turner	BALMAIN	1
Mark Leach	CAMPBELLTOWN	6	Patrick McBride	ST GEORGE	3	Chris Murphy	NORTH SHORE	2	Barron Hanson	ILLAWARRA	1
Jason Saddington	BALMAIN	6	Lachlan Perris	ST GEORGE	3	Joseph Britton	BALMAIN	2	Mitchell Hall	UTS	1
Daniel Roberts	NORTH SHORE	6	Andrew Bamed	ILLAWARRA	3	Shane Ryan	EAST COAST	2	Nicholas McGann	UNSW/ES	1
Michael Atkinson	UTS	6	Matthew Moore	CAMPBELLTOWN	3	Jason Harry	NORTH SHORE	2	David Orr	NORTH SHORE	1
Troy Osland	BALMAIN	6	Nick Davis	BALMAIN	3	Damian Dell'Aquila	PENNANT HILLS	2	Nils Williams	CAMPBELLTOWN	1
Clinton McGrath	WESTERN SUBURBS	6	Rhys Cutifani	ILLAWARRA	3	Seb Paynter	NORTH SHORE	2	Lachlan Kilpatrick	NORTH SHORE	1
Ryan Fitton	EAST COAST	6	Fearghal Purcell	UTS	3	Clinton Wells	SYDNEY UNI	2	Joshua Cole	SYDNEY UNI	1
Dwain Watkins	WESTERN SUBURBS	6	Chris Kendrick	SYDNEY UNI	3	Kane Murphy	SYDNEY UNI	2	Luke Bilbe	PENNANT HILLS	1
Chris Clarebrough	SYDNEY UNI	6	Sam Boughton	PENNANT HILLS	3	Andrew Davis	UTS	2			
Craig Moller	SYDNEY UNI	6	Cameron Smith	PENNANT HILLS	3	Reuben Bajada	ST GEORGE	2			
Nick Ryan	ST GEORGE	6	Stephen Wilsen	ST GEORGE	3	Damien Charleston	EAST COAST	2			
Hamish Turner	UTS	6	Clint Setford	PENNANT HILLS	3	David Linsen	CAMPBELLTOWN	2			

## SNOW MEDAL DIVISION ONE BEST & FAIREST

Brett Harland	MACQUARIE UNI	19	Etiosa Okunbor	EAST COAST	5	Chris Munro	MACQUARIE UNI	3	Bradley Colwell	NORTH SHORE	2
Daniel Keating	PENNANT HILLS	16	Damian Gatte	EAST COAST	5	Dominic Killworth	EAST COAST	3	Richard Benson	UTS	2
Mitchell New	SOUTHERN POWER	15	Rohan MacPherson	SYDNEY UNIVERSITY	5	Mark Rigby	SYDNEY UNIVERSITY	3	Ki Currie	WESTERN SUBURBS	1
Ben Gatwood	ILLAWARRA	10	Jacob Graham	MANLY-WARRINGAH	5	Ben Johnson	SOUTHERN POWER	3	Jordan Woods	UNSW/ES	1
James Mann	EAST COAST	10	Stephen Brooks	MACQUARIE UNI	5	Alex O'Dea	MACQUARIE UNI	3	Luke Gemmill	MACQUARIE UNI	1
Jack McAnespie	UNSW/ES	10	James Dwyer	EAST COAST	5	Luke McLeod	EAST COAST	3	Anthony Rosen	UTS	1
David Stroud	MANLY-WARRINGAH	9	Brad Abbott	UNSW/ES	5	Tom Beckett	MANLY-WARRINGAH	3	Mick Carey	SYDNEY UNIVERSITY	1
Alex Whooley	UTS	9	Luke Fox	UNSW/ES	4	Chris Walsh	SYDNEY UNIVERSITY	2	Luke McKenzie	SYDNEY UNIVERSITY	1
Justin Hall	MANLY-WARRINGAH	9	Anthony Robertson	MANLY-WARRINGAH	4	Jarrold Braybon	UNSW/ES	2	Nicholas Costello	SYDNEY UNIVERSITY	1
Alan Fritsch	SOUTHERN POWER	9	Tim Air	SYDNEY UNIVERSITY	4	Darren Boulet	PENNANT HILLS	2	Brent Frankish	PENNANT HILLS	1
Andrew Polkinghorne	MACQUARIE UNI	9	James Moylan	MACQUARIE UNI	4	Alex Foxall	EAST COAST	2	Nath Weldon-Bowen	MACQUARIE UNI	1
Phillip Hamer	SOUTHERN POWER	9	Jason Duss	EAST COAST	4	Matthew Power	EAST COAST	2	Darren Clinton	UTS	1
Scott Easey	NORTH SHORE	8	Tim Kear	EAST COAST	4	Joshua Patterson	SYDNEY UNIVERSITY	2	Nicholas McGann	UNSW/ES	1
Fraser Nixon	PENNANT HILLS	8	Patrick Wilmot	WESTERN SUBURBS	4	Thomas McMahon	NORTH SHORE	2	Jack Coghlan	MACQUARIE UNI	1
Graham Enright	SOUTHERN POWER	8	Rodney Craig	SOUTHERN POWER	4	Michael Findlay	SOUTHERN POWER	2	Ted Widmer	PENNANT HILLS	1
Chris Cook	ILLAWARRA	8	Eamonn Healey	UTS	4	Dylan Brogan	MACQUARIE UNI	2	Gareth Benbow	MANLY-WARRINGAH	1
Matthew Dowling	SOUTHERN POWER	8	David Orr	NORTH SHORE	4	Hayden Nichols	UNSW/ES	2	Zach Metcalfe	NORTH SHORE	1
Craig Pridgeon	MANLY-WARRINGAH	7	David Lavender	UTS	3	Peter McConville	NORTH SHORE	2	Richard Bell	MACQUARIE UNI	1
Aaron Bantoft	UNSW/ES	7	Andrew Morley	UTS	3	Samuel Orton	SYDNEY UNIVERSITY	2	Brendan Rankine	SYDNEY UNIVERSITY	1
Trent Roddan	PENNANT HILLS	7	Andrew Holmes	SYDNEY UNIVERSITY	3	Tom O'Malley-Jones	SYDNEY UNIVERSITY	2	Giles Robinson	UNSW/ES	1
Shaun Silver	UTS	7	Peter Hughes	SYDNEY UNIVERSITY	3	Douglas Hadden	NORTH SHORE	2	Jamie O'Dell	NORTH SHORE	1
Joshua Shepherd	EAST COAST	7	Richard Rosendorff	UNSW/ES	3	Zac Jardine	UTS	2	Roch Hanmore	UTS	1
Tyrone Armitage	MANLY-WARRINGAH	6	Mathew Williams	UTS	3	Ashwin Govender	MACQUARIE UNI	2	Ben Zieschang	UNSW/ES	1
Levi Brain	MANLY-WARRINGAH	6	Andrew Connor	SYDNEY UNIVERSITY	3	Fletcher Rowe	UNSW/ES	2	Peter Lloyd	ILLAWARRA	1
Michael Trent	NORTH SHORE	6	Nick Roberts	SYDNEY UNIVERSITY	3	Thomas Aynsley	NORTH SHORE	2	Tate Dimech	EAST COAST	1
Wills Brassil	MANLY-WARRINGAH	6	Cameron McKinlay	UNSW/ES	3	Sam Pinchen	EAST COAST	2	Ben Fitzpatrick	SYDNEY UNIVERSITY	1
Matthew Graham	SOUTHERN POWER	6	Nicholas Robinson	UTS	3	Mark Day	ILLAWARRA	2	James Ford	EAST COAST	1
Nicholas Baglin	PENNANT HILLS	6	Jacob Prince	UTS	3	Eric Moody	MACQUARIE UNI	2	Kent Weir	MACQUARIE UNI	1
Brock Hatton	NORTH SHORE	6	Jacob Swarts	SYDNEY UNIVERSITY	3	Jonathan Lynas	UTS	2	Alexander Hooke	ILLAWARRA	1
Christopher Burke	MANLY-WARRINGAH	5	Tom Swarts	SYDNEY UNIVERSITY	3	Matt Hutton	SYDNEY UNIVERSITY	2	MacLeay Lewis	UNSW/ES	1
Ben Joseph	MANLY-WARRINGAH	5	Ben Mankarious	SYDNEY UNIVERSITY	3	Chas Wilkinson	SYDNEY UNIVERSITY	2	Blake Brendan	MANLY-WARRINGAH	1
Cameron Ludowyke	MACQUARIE UNI	5	Tom Nixon	UTS	3	Desmond Worrell	SYDNEY UNIVERSITY	2	Fergal McManus	UTS	1
Andrew Moody	MACQUARIE UNI	5	David Taylor	SOUTHERN POWER	3	David Green	WESTERN SUBURBS	2	Blake Malcolm	UNSW/ES	1
Thomas Aitken	SYDNEY UNIVERSITY	5	Aron Everett	SYDNEY UNIVERSITY	3	Adam Green	WESTERN SUBURBS	2	Timothy White	MANLY-WARRINGAH	1
Luke Turner	PENNANT HILLS	5	Liam Davis	SOUTHERN POWER	3	Eric Burke	MANLY-WARRINGAH	2			
Douglas Sweeney	ILLAWARRA	5	Ryan Meldrum	NORTH SHORE	3	David Maunsell	PENNANT HILLS	2			
Leigh McWhirter	SYDNEY UNIVERSITY	5	Michael Voyage	NORTH SHORE	3	Michael Stokes	WESTERN SUBURBS	2			
Daniel Penfold	WESTERN SUBURBS	5	Timothy Weston	NORTH SHORE	3	Rory Pryor	NORTH SHORE	2			

# KEALY MEDAL UNDER 18 PREMIER CUP BEST & FAIREST

Dominic Killworth	EAST COAST EAGLES	17	Joel Sutherland	ILLAWARRA	4	Ziggy Middendorf	NORTH SHORE	2
Jack McKinlay	UNSW/ES	16	Lachlan Urwin	PENNANT HILLS	4	Ryan Farrelly	UNSW/ES	2
Matthew Lodge	ST IGNATIUS, RIVERVIEW	15	Christopher Baglin	PENNANT HILLS	4	Bradley Whitfield	WESTERN SUBURBS	2
Jarryd Polley	WESTERN SUBURBS	15	Mitchell Crawford	PENNANT HILLS	4	Sam Gleeson	ST IGNATIUS, RIVERVIEW	2
Adrian Yakimov	SYDNEY UNI	13	Michael Cantrall	PENNANT HILLS	4	Alexander Foote	UNSW/ES	2
Gabriel Robbie	SYDNEY UNI	13	Fergus Whitney	UNSW/ES	3	Joseph Hunt	PENRITH	2
Thomas Rivers	PENNANT HILLS	12	Jacob Brookfield	ILLAWARRA	3	Omar Soliman	WESTERN SUBURBS	1
Jack Ponton	PENRITH	12	Jackson Brackin	NORTH SHORE	3	James Webster	SYDNEY UNI	1
Ryan Terrey	NORTH SHORE	12	Craig Moller	SYDNEY UNI	3	Matthew Eastman	EAST COAST EAGLES	1
Alexander Buis	NORTH SHORE	12	Rory Pryor	NORTH SHORE	3	Oscar Godfrey	WESTERN SUBURBS	1
Sean Bowen	ST GEORGE	12	Matthew Newson	EAST COAST EAGLES	3	Louis Fenaroli	PENNANT HILLS	1
Matthew Baglin	PENNANT HILLS	11	Damien Smith	SYDNEY UNI	3	Patrick Witt	PENNANT HILLS	1
Ethan Barclay	EAST COAST EAGLES	11	Thomas Walsh	ILLAWARRA	3	Harry Angel	PENNANT HILLS	1
Daniel Robinson	ST IGNATIUS, RIVERVIEW	10	Karl Merson	EAST COAST EAGLES	3	Tom Noble	PENRITH	1
Jack Davis	ST IGNATIUS, RIVERVIEW	10	Douglas Hadden	NORTH SHORE	3	Jacob Burke	UNSW/ES	1
Monty Krochmal	SYDNEY UNI	9	Adam Whatley	ST GEORGE	3	Alexander Wynn	ST GEORGE	1
Jackson Dwyer	EAST COAST EAGLES	9	Joe Somes	ST IGNATIUS, RIVERVIEW	3	Benjamin Jago	EAST COAST EAGLES	1
Michael Clinch	EAST COAST EAGLES	9	Mitchell Stevens	EAST COAST EAGLES	3	Jackson Claridge	ST GEORGE	1
Erol Sertbas	NORTH SHORE	9	Thomas Keogh	UNSW/ES	3	Matthew Purse	PENRITH	1
Ben Hodgson	ST GEORGE	8	Mark Mura	ILLAWARRA	3	Ben Caligiore	SYDNEY UNI	1
Lewis Bond	WESTERN SUBURBS	8	Dhruv Kaushik	EAST COAST EAGLES	2	Oliver Gohl	ST IGNATIUS, RIVERVIEW	1
George Paneras	PENRITH	8	Vasili Romanas	WESTERN SUBURBS	2	Thomas Edmonds	PENNANT HILLS	1
Fletcher Rowe	UNSW/ES	8	Sam Lonergan-Stewart	SYDNEY UNI	2	Thomas Graham	SYDNEY UNI	1
Todd Considine	SYDNEY UNI	8	Tate Meredith	ST IGNATIUS, RIVERVIEW	2	John Haggerty	WESTERN SUBURBS	1
Joshua Roebuck	ILLAWARRA	7	Thomas Green	ILLAWARRA	2	Greg Major	PENRITH	1
Lachlan Kilpatrick	NORTH SHORE	7	Mitchell Robertson	NORTH SHORE	2	Reed Davies	PENNANT HILLS	1
Daniel Schacher	NORTH SHORE	7	Riley Orr	ST GEORGE	2			
Daniel Cullen	ST GEORGE	7	Adam Bertino	SYDNEY UNI	2			
James Pascoe	ST IGNATIUS, RIVERVIEW	7	Jack McPherson	ST IGNATIUS, RIVERVIEW	2			
Dylan Roos	UNSW/ES	6	Tom Williamson	UNSW/ES	2			
Mitchell Nance	EAST COAST EAGLES	6	Leif Stuart	EAST COAST EAGLES	2			
Mitchell Edwards	ST GEORGE	6	Jack Hiscox	SYDNEY UNI	2			
Alex Jalloh	ST IGNATIUS, RIVERVIEW	6	Brendan Hogan	ILLAWARRA	2			
Nick Crowe	EAST COAST EAGLES	6	Thomas Naghten	UNSW/ES	2			
Kade Drury	ILLAWARRA	6	Matthew Mahony	ILLAWARRA	2			
Stephen Wray	PENNANT HILLS	5	James Bradley	WESTERN SUBURBS	2			
Aaron Duncan	PENNANT HILLS	5	Christopher Hurst	NORTH SHORE	2			
Jordan West	ST GEORGE	5	Rufus Picken	ILLAWARRA	2			
Tim Bransgrove	NORTH SHORE	5	Damon Steer	EAST COAST EAGLES	2			
Shane Potter	ILLAWARRA	5	James Lavender	ILLAWARRA	2			
Josh Battistella	EAST COAST EAGLES	5	Daniel Gross	ST IGNATIUS, RIVERVIEW	2			
Mason Thomson	ILLAWARRA	5	Christien Specha	WESTERN SUBURBS	2			

## SANDERS MEDAL DIVISION TWO BEST & FAIREST

David Bradley	PENRITH	17	Rhys Horton	MOOREBANK	4	Darryll Hillier	AUBURN	2	Brock Stenfors	CAMDEN	1
Dale Chivas	PENRITH	17	Owen Butcher	NOR-WEST	4	Ben Collins	MANLY-WARRINGAH	2	Jarod Thomson	NOR-WEST	1
Jarryd Boyd	BALMAIN	15	Ryan Johnston	HOLROYD-PARRAMATTA	4	Robert Thompson-Laing	MOOREBANK	2	Michael Kennedy	CAMDEN	1
Mohammed Kassem	AUBURN	14	Andrew Wright	MANLY-WARRINGAH	4	Josh Howe	NOR-WEST	2	Bryce Roney	PENRITH	1
Troy Cole	SYDNEY UNI	13	Craig Geddes	HOLROYD-PARRAMATTA	4	Tom Roberts	NOR-WEST	2	Ryan Johnston	NOR-WEST	1
Josiah Ayling	CAMDEN	13	Mitchell Edwards	ST GEORGE	4	Gerard Smits	NOR-WEST	2	Bryan Agius	CAMDEN	1
Ryan Kennedy	SYDNEY UNI	12	Dion Burke	BALMAIN	3	Taha Zaarour	AUBURN	2	Adrian Longmuir	MOOREBANK	1
Adam Clark	SYDNEY UNI	12	Troy Plummer	SYDNEY UNI	3	Eid Kassem	AUBURN	2	Philip Horrell	MANLY-WARRINGAH	1
Paul Webster	NOR-WEST	12	Nathan Allison	PENRITH	3	Matthew Payne	PENRITH	2	Ryan Forrester	MOOREBANK	1
Joshua Cass	NOR-WEST	11	Nick Whitehead	BALMAIN	3	Lachlan Perris	ST GEORGE	2	Vincent Stevens	ST GEORGE	1
Daniel Graham	CAMDEN	11	Adam Moore	MOOREBANK	3	Reese Doran	BALMAIN	2			
Paul Markou	MOOREBANK	11	Alex Hinson	ST GEORGE	3	Richard Talbot	ST GEORGE	2			
Adam Buttlng	ST GEORGE	10	Daniel Pearson	MANLY-WARRINGAH	3	Hakam Kassem	AUBURN	2			
Chris Bolt	BALMAIN	10	Thomas Thurgarland	MANLY-WARRINGAH	3	Joel Bates	BALMAIN	2			
Bryce Mayne	HOLROYD-PARRAMATTA	9	Jamie McDougall	MANLY-WARRINGAH	3	Ben Sharp	ST GEORGE	2			
David Hook	HOLROYD-PARRAMATTA	9	Nathan Wright	PENRITH	3	Andrew Kyprianou	BALMAIN	2			
Timothy Cummins	PENRITH	8	Roland Stokes	SYDNEY UNI	3	Luke Maunder	ST GEORGE	2			
Blake Parker	MOOREBANK	8	Joseph La Posta	SYDNEY UNI	3	Mark Hudson	HOLROYD-PARRAMATTA	2			
Jack Schwarze	HOLROYD-PARRAMATTA	8	Daniel Gojanovic	MOOREBANK	3	Jonathan Vadasz	MANLY-WARRINGAH	2			
Michael Stacey	HOLROYD-PARRAMATTA	8	Nicholas Hills	CAMDEN	3	Sireli Fifita	HOLROYD-PARRAMATTA	2			
Daniel Schroot	PENRITH	7	Hamidullah Mangal	AUBURN	3	Warwick Smith	NOR-WEST	2			
Jay Edwards	PENRITH	7	Troy Osland	BALMAIN	3	Adam Byrne	HOLROYD-PARRAMATTA	2			
Mohammed Moussa	AUBURN	7	Ashlee Azhar	BALMAIN	3	Michael Holmes	ST GEORGE	1			
Mark Woodford	PENRITH	7	Wills Brassil	MANLY-WARRINGAH	3	Tony Ly	SYDNEY UNI	1			
Salem Kassem	AUBURN	7	Adam Furley	MOOREBANK	3	Chris Ravlich	CAMDEN	1			
Luke Cocks	HOLROYD-PARRAMATTA	6	Mark Horsley	SYDNEY UNI	3	Chris Ogle	ST GEORGE	1			
Blake Brendan	MANLY-WARRINGAH	6	Louay Alameddine	AUBURN	3	Jarrah Balderstone	MANLY-WARRINGAH	1			
Jacob Berry	NOR-WEST	6	Daniel Saunders	MOOREBANK	3	Reece Gazzard	SYDNEY UNI	1			
Michael Figg	SYDNEY UNI	5	Ozem Kassem	AUBURN	3	Andrew Hurley	MANLY-WARRINGAH	1			
Byron Horrell	MANLY-WARRINGAH	5	Aaron Cottrell	BALMAIN	3	Daniel Pedrau	ST GEORGE	1			
Scott Maguire	HOLROYD-PARRAMATTA	5	John Spicer	PENRITH	2	Wayne Sullivan	BALMAIN	1			
Mark Hill	HOLROYD-PARRAMATTA	5	Chris Birch	SYDNEY UNI	2	David Penpraze	BALMAIN	1			
Markus Busch	BALMAIN	5	Chas Wilkinson	SYDNEY UNI	2	Nathan Smith	ST GEORGE	1			
Ahmed Abdullah	AUBURN	5	Benjamin Robinson	PENRITH	2	Josh McMahon	BALMAIN	1			
Ben Cain	NOR-WEST	5	Jason Fretwell	BALMAIN	2	Samah Issa	SYDNEY UNI	1			
Scott Richmond	ST GEORGE	4	Ammar Jamal-Edine	AUBURN	2	Niall McDonagh	MANLY-WARRINGAH	1			
Shaun Wicken	MOOREBANK	4	Jebal Williams	NOR-WEST	2	Mohamad Tarbine	AUBURN	1			
Clinton Cole	SYDNEY UNI	4	Matthew Ophof	HOLROYD-PARRAMATTA	2	Charles Galayini	HOLROYD-PARRAMATTA	1			

## MCFARLANE MEDAL DIVISION THREE BEST & FAIREST

Daniel Roth	UNSW/ES	21	Scott Youlten	NORTH SHORE	4	Luke Penrith	MACQUARIE UNI	2	Niall O'Leanachain	UNSW/ES	1
Ryan Pike	UNSW/ES	15	Julian Crowley	SYDNEY UNI	4	Joshua Krull	SOUTHERN POWER	2	David Clinch	EAST COAST	1
Benjamin Reid	CAMPBELLTOWN	14	Paul Younan	SYDNEY UNI	4	Damian Gatte	EAST COAST	2	Jared Mullaney	CAMPBELLTOWN	1
Daniel Coughlin	WESTERN SUBURBS	12	Bernard Bush	SAINTS A.F.C	4	Mark Ciavarella	UTS	2	Daniel Stanton	SOUTHERN POWER	1
Hayden Bengier	EAST COAST	12	Victor Musgrave	CAMPBELLTOWN	3	David Linsen	CAMPBELLTOWN	2	Brent Trewin	EAST COAST	1
Scott Feigan	SAINTS A.F.C	11	David Backler	UNSW/ES	3	Patrick Sobb	MACQUARIE UNI	2	Callum Kennedy	SYDNEY UNI	1
Rowan Barnes	SYDNEY UNI	11	Chris Laing	MACQUARIE UNI	3	Timothy Nix	EAST COAST	2	Mitchell Howe	NORTH SHORE	1
Chris Peters	UNSW/ES	10	Harley Mangham	SOUTHERN POWER	3	Simon Lawrenson	MACQUARIE UNI	2	Brian White	SAINTS A.F.C	1
Cameron Ludowyke	MACQUARIE UNI	10	Tobi Irish	UTS	3	Thomas Ryan	SOUTHERN POWER	2	Daniel Romanous	WESTERN SUBURBS	1
Michael Dunlea	SAINTS A.F.C	10	Eamonn Healey	UTS	3	Ryan O'Grady	UTS	2	Don Waterston	SAINTS A.F.C	1
Nicholas Allardice	UTS	9	Chanta Pal	CAMPBELLTOWN	3	Stuart McKelvie	UTS	2	Trent Wright	CAMPBELLTOWN	1
Gavin Nixon	MACQUARIE UNI	9	Nathan Sullivan	MACQUARIE UNI	3	Alexander Ritchie	EAST COAST	2	Tim Jenson	EAST COAST	1
Ashwin Govender	MACQUARIE UNI	9	Reece Gazzard	SYDNEY UNI	3	Blair McFarlane	SYDNEY UNI	2	Daniel Tracey	NORTH SHORE	1
Ben Hynes	EAST COAST	9	Sean Thorley	WESTERN SUBURBS	3	Andrew Ladbury	SAINTS A.F.C	2	George Pallett	UNSW/ES	1
Sam Tagliabue	UNSW/ES	9	Steven Boyd	UTS	3	Mark Ayers	UTS	2	Ben Lyle	UTS	1
Stephen Lloyd	SYDNEY UNI	8	Robert Crocket	UNSW/ES	3	Daniel Lazarus	UTS	2	Nathan Jackson	MACQUARIE UNI	1
Alan Kelly	UTS	6	Chris Murphy	NORTH SHORE	3	Harry Murdoch	SYDNEY UNI	2	Peter Grzic	MACQUARIE UNI	1
George Capozzi	UTS	6	Mathew Warnock	UTS	3	Simon Davies	SOUTHERN POWER	2	Matthew Watson	SYDNEY UNI	1
Michael Garstin	SAINTS A.F.C	6	Bradley Freney	CAMPBELLTOWN	3	Ki Currie	WESTERN SUBURBS	2	James Coburn	MACQUARIE UNI	1
Tim Linehan	SAINTS A.F.C	6	Andrew Eurell	WESTERN SUBURBS	3	James Brackin	MACQUARIE UNI	2	Russell Andrews	CAMPBELLTOWN	1
Henry Baldock	UTS	6	Ben Johnson	SOUTHERN POWER	3	John Masters	WESTERN SUBURBS	2	Jonathan Wright	CAMPBELLTOWN	1
Stuart Brierty	SOUTHERN POWER	6	Samuel Lewis	EAST COAST	3	Leigh Wilson	SAINTS A.F.C	2	Daniel Miller	NORTH SHORE	1
Marc Allouche	SOUTHERN POWER	6	Curtis Doherty	UTS	3	Ultan O'Dwyer	UTS	2	Fergal McManus	UTS	1
Paul Iakim	SYDNEY UNI	5	Blake Jones	EAST COAST	3	Mitchell New	SOUTHERN POWER	2	Neil Conlan	SAINTS A.F.C	1
Mark Rice	MACQUARIE UNI	5	Rhys Davis	SOUTHERN POWER	3	Michael Izhik	SAINTS A.F.C	2	Tom Barelli	UNSW/ES	1
Ryan Stanton	WESTERN SUBURBS	5	Jared Patira	EAST COAST	3	John Hobby	EAST COAST	2	Tate Dimech	EAST COAST	1
Max Margan	WESTERN SUBURBS	5	Hamish Sherwood	CAMPBELLTOWN	3	Liam Davis	SOUTHERN POWER	2	Louis Butler	EAST COAST	1
Duane Wild	SOUTHERN POWER	5	Ben Skelton	NORTH SHORE	3	Wes Blundy Gow-Brown	UNSW/ES	2	Kyle Bradley	CAMPBELLTOWN	1
Timo Bures	SAINTS A.F.C	5	Riordan Lee	SYDNEY UNI	3	Simon Cutlack	UTS	2	Hugh Cashmore	NORTH SHORE	1
Paul Johnson	SOUTHERN POWER	5	Daniel McGrath	UTS	3	Matthew Moore	CAMPBELLTOWN	2	Jon Butcher	SOUTHERN POWER	1
Alan Daly	SAINTS A.F.C	5	Chris Day	MACQUARIE UNI	3	Ryan Pert	UNSW/ES	2	Ben Camilleri	UNSW/ES	1
Casey Stephens	UNSW/ES	5	Tony Ly	SYDNEY UNI	3	Andy Boehm	UNSW/ES	2	Chris Murr	SYDNEY UNI	1
Thomas Falvey	UNSW/ES	4	Nick Noonan	SOUTHERN POWER	3	Tim Bauer	SYDNEY UNI	2	Atticus Saunders	SYDNEY UNI	1
Michael Carney	WESTERN SUBURBS	4	Thomas Radford	SYDNEY UNI	3	Ben Jansson	SOUTHERN POWER	2	Simon Graham	SAINTS A.F.C	1
Mark Dixon	UNSW/ES	4	Cameron McKinlay	UNSW/ES	3	John Colbert	UTS	2	Matthew Morey	CAMPBELLTOWN	1
Michael Bellman	SOUTHERN POWER	4	Troy McMurrich	MACQUARIE UNI	2	Brett Somerville	SAINTS A.F.C	2	Charles Allworth	SYDNEY UNI	1
Kent Weir	MACQUARIE UNI	4	Trent Alexander	SOUTHERN POWER	2	Aaron Condon	SOUTHERN POWER	1	Cameron Roe	SOUTHERN POWER	1

## ARMSTRONG MEDAL DIVISION FOUR BEST & FAIREST

Carter Mullins	MACQUARIE UNIVERSITY	22	Andrew Cohen	UTS	3	Rarbie Taha	AUBURN	2	William Houghton	UTS	1
Nathan McLean	HOLROYD-PARRAMATTA	14	Youssef Dablan	AUBURN	3	Abdul Chaker	AUBURN	2	Ali Faraj	AUBURN	1
Victor Pham	MOOREBANK	12	Ivo Kavelj	UTS	3	James Gottschalk	MANLY-WARRINGAH	2	Osman Dib	AUBURN	1
Joshua Martin	UNSW/ES	9	Peter Hyndman	MACQUARIE UNI	3	Joshua Anasis	PENRITH	2			
Nathan Rowley	PENRITH	8	Ian Prudham	MOOREBANK	3	Shadi Faraj	AUBURN	2			
Mark Jackson	PENRITH	8	Chris Collins	NOR-WEST	3	Andrew Travers	NOR-WEST	2			
Michael Gray	NOR-WEST	8	Omar Said	AUBURN	3	Rameh Zaoud	AUBURN	2			
Christian Triffitt	PENRITH	7	Jiva Smith	UNSW/ES	3	Stephen Heavener	UNSW/ES	2			
Trent Whalan	HOLROYD-PARRAMATTA	6	Adam Moore	MOOREBANK	3	Mark Ciavarella	UTS	2			
Jason Bradley	PENRITH	6	Gordon Howell	PENRITH	3	Emad Taha	AUBURN	2			
Luke Mansbridge	HOLROYD-PARRAMATTA	6	Matthew McMahon	MACQUARIE UNI	3	Jake Sultana	PENRITH	2			
Tayt Corless	PENRITH	6	Michael paxman	UNSW/ES	3	Jonathon Miegel	UNSW/ES	2			
Joshua Young	MANLY-WARRINGAH	5	James Clarke	MANLY-WARRINGAH	3	Nicholas Palmer	UNSW/ES	1			
Patrick Sobb	MACQUARIE UNI	5	Anthony Bishop	HOLROYD-PARRAMATTA	3	Cameron Gallo	MANLY-WARRINGAH	1			
Francis Wanrooy	MOOREBANK	5	Stephen Davidson	NOR-WEST	3	Dean Braid	NOR-WEST	1			
Andrew Mahoney	MOOREBANK	5	Lindsay Clark	MOOREBANK	3	Jarryd Smith	HOLROYD-PARRAMATTA	1			
Kit Drury	UNSW/ES	5	Curtis Doherty	UTS	3	Matt Davidson	NOR-WEST	1			
David Munday	MACQUARIE UNI	5	Angus McKenzie-Wills	MANLY-WARRINGAH	3	George Wong	MANLY-WARRINGAH	1			
Anthony Simpson	MOOREBANK	5	William Field	UTS	3	Adam Byrnes	UNSW/ES	1			
Matthew Lewis	PENRITH	5	David Weightman	MOOREBANK	2	Tom Roberts	NOR-WEST	1			
Padraig Browne	UTS	5	Dean Purtle	MANLY-WARRINGAH	2	Robert Malcolm	UTS	1			
Joel Hunter	MANLY-WARRINGAH	5	Jasper Lambe	MANLY-WARRINGAH	2	Mark Ayers	UTS	1			
Rowan Pryor	MACQUARIE UNI	4	Hillal Kara-Ali	AUBURN	2	Giles Russell	UTS	1			
David Beaton	UTS	4	Timothy Marsden	MACQUARIE UNI	2	Lachlan Smith	PENRITH	1			
Brendan Ming	MOOREBANK	4	Paul Ottaviano	UNSW/ES	2	Jason Jackson	PENRITH	1			
Ryan O'Grady	UTS	4	Natis Johansson	UNSW/ES	2	Stephen Mann	MACQUARIE UNI	1			
Sebastian Hardy	UNSW/ES	4	Peter Richardson	NOR-WEST	2	Matthew Ophof	HOLROYD-PARRAMATTA	1			
Jesse Bray	NOR-WEST	4	Jeff Droscher	MOOREBANK	2	Sobhi Jamal	AUBURN	1			
Troy McMurrich	MACQUARIE UNI	4	Sam Neill	HOLROYD-PARRAMATTA	2	Richard Moylette	UTS	1			
Troy Balzan	HOLROYD-PARRAMATTA	4	Steven Stapleton	MANLY-WARRINGAH	3	Steven Webster	UNSW/ES	1			
Hassan Hallak	AUBURN	3	Sireli Fifita	HOLROYD-PARRAMATTA	2	Dermot Lowry	UTS	1			
Nathan Gatt	PENRITH	3	Alex Whooley	UTS	2	Flynn Pettersson	MANLY-WARRINGAH	1			
Craig Watson	HOLROYD-PARRAMATTA	3	Wesley Woodman	UTS	2	Justin Weller	PENRITH	1			
Ashwin Govender	MACQUARIE UNI	3	Anthony Joyce	NOR-WEST	2	Frank Mandrakis	MACQUARIE UNI	1			
Andrew Cochrane	MACQUARIE UNI	3	Ryan Forrester	MOOREBANK	2	Harry Webb	MANLY-WARRINGAH	1			
Alaa-Aldin Aouf	AUBURN	3	Mohamed Taha	AUBURN	2	Adam Byrne	HOLROYD-PARRAMATTA	1			
Stephen Chase	NOR-WEST	3	Philip Horrell	MANLY-WARRINGAH	2	Mathew Laurence	NOR-WEST	1			
Luke Allan	NOR-WEST	3	Donald Dimmock	AUBURN	2	Jake Weston	MOOREBANK	1			
Matthew Ahern	MANLY-WARRINGAH	3	Tom Schultz	MANLY-WARRINGAH	2	Brett Nitschke	UTS	1			
Michael Basham	PENRITH	3	Nicholas Collimore	PENRITH	2	Chris Errington	UTS	1			
Omar Mahanna	AUBURN	3	Sam Tier	MANLY-WARRINGAH	2	Jason Wilson	HOLROYD-PARRAMATTA	1			

## APTED MEDAL DIVISION FIVE BEST & FAIREST

Daniel Balderston	MOOREBANK	18	Martin Cannon	SYDNEY UNI	3	Fintan O'Connor	SYDNEY UNI	2	Bret Olds	MANLY-WARRINGAH	1
Daniel Stanton	SOUTHERN POWER	16	William King	MACQUARIE UNI	3	Thomas Radford	SYDNEY UNI	2			
Mark Kavanagh	SAINTS A.F.C	10	Dylan Andrews	SOUTHERN POWER	3	Craig Gear	SOUTHERN POWER	2			
Andrew Kent	MACQUARIE UNI	9	Damian Trounce	SYDNEY UNI	3	Ryan Gilchrist	MACQUARIE UNI	2			
Ryan Fornasari	SOUTHERN POWER	8	Jarrah Balderstone	MANLY-WARRINGAH	3	Mervyn Ford	MANLY-WARRINGAH	2			
Simon Cake	MACQUARIE UNI	7	Mitchell Hume	SYDNEY UNI	3	Bernard Bush	SAINTS A.F.C	2			
Trent Alexander	SOUTHERN POWER	7	Michael Murray	SYDNEY UNI	3	Jason Dunbar	SOUTHERN POWER	2			
Cheyne Anderson	SOUTHERN POWER	7	Jamie Crichton	SYDNEY UNI	3	Michael Hofstein	SAINTS A.F.C	2			
John Wakeman	SOUTHERN POWER	7	Matthew Scoular	MACQUARIE UNI	3	Mark Strong	MACQUARIE UNI	2			
Anthony Graf	SOUTHERN POWER	7	George Wong	MANLY-WARRINGAH	3	Tim Meurer	MANLY-WARRINGAH	1			
Nigel Tao	SYDNEY UNI	7	Matthew Rawle	MANLY-WARRINGAH	3	Don Waterston	SAINTS A.F.C	1			
Peter Conduit	SAINTS A.F.C	6	Ben Andrews	MANLY-WARRINGAH	3	Ben Pooley	HOLROYD-PARRAMATTA	1			
Aryna-Danieal Pezeshki	SAINTS A.F.C	6	Chris McNeil	SYDNEY UNI	3	Gregory Tracey	SAINTS A.F.C	1			
Ilario Patti	MOOREBANK	6	Adam McLean	MACQUARIE UNI	3	Cameron Ludowyke	MACQUARIE UNI	1			
Christopher Johnson	MOOREBANK	6	Daniel Hope	MOOREBANK	3	Lyndon Polson	MACQUARIE UNI	1			
Scott Laid	CAMDEN	6	Daniel Egan	MACQUARIE UNI	3	Scott Addicott	MANLY-WARRINGAH	1			
Matthew Foster	MOOREBANK	6	Albert Leung	HOLROYD-PARRAMATTA	3	Toby Pemberton	SOUTHERN POWER	1			
Liam Mountney	SAINTS A.F.C	6	Joel Sokkar	SOUTHERN POWER	3	Luke Nasir	MACQUARIE UNI	1			
Scott Lowes	SOUTHERN POWER	6	Peter Frost	MACQUARIE UNI	3	Michael Izhiik	SAINTS A.F.C	1			
Matthew Ophof	HOLROYD-PARRAMATTA	5	Cash Rainbow	MOOREBANK	3	Karl McCarthy	SAINTS A.F.C	1			
Darren Fagan	MANLY-WARRINGAH	5	Matthew Watson	SYDNEY UNI	3	Matthew Chaplin	MACQUARIE UNI	1			
Nathan Bolton	MOOREBANK	5	Bryan Meredith	MANLY-WARRINGAH	3	Mark Bursa	HOLROYD-PARRAMATTA	1			
Chris Day	MACQUARIE UNI	5	Chris Layton	MANLY-WARRINGAH	3	Patrick Sobb	MACQUARIE UNI	1			
Grant Bartholomaeus	SAINTS A.F.C	5	Russell Witt	HOLROYD-PARRAMATTA	2	Jye Brennan	HOLROYD-PARRAMATTA	1			
Gus Stephenson	SYDNEY UNI	5	Ewan Rankin	SYDNEY UNI	2	Alex Theophanous	SOUTHERN POWER	1			
James Pickett	SAINTS A.F.C	5	Dean Purtle	MANLY-WARRINGAH	2	Harry McAsey	SAINTS A.F.C	1			
Murray Conallin	SAINTS A.F.C	4	Glenn Schredder	CAMDEN	2	Kyle Nugent	SAINTS A.F.C	1			
Charles Levy	MANLY-WARRINGAH	4	Chris Ravlich	CAMDEN	2	Thiha Hoe	SYDNEY UNI	1			
Ryan Libbis	SOUTHERN POWER	4	Jarryod Kitching	CAMDEN	2	Joshua Russell	SYDNEY UNI	1			
Thomas Glynn	CAMDEN	4	Mark Fitzpatrick	MOOREBANK	2	Timothy Morris	MACQUARIE UNI	1			
Matthew Fuller	SOUTHERN POWER	4	David Elliot	CAMDEN	2	Rabih Awad	MOOREBANK	1			
Ben Wright	CAMDEN	4	Geoff Ramsay	SYDNEY UNI	2	James Baker	MOOREBANK	1			
Heath Kearns	CAMDEN	4	James Sparkes	MANLY-WARRINGAH	2	Thomas Catlin	SYDNEY UNI	1			
Ryan Severs	MANLY-WARRINGAH	3	Thomas Beadle	SYDNEY UNI	2	Robert Goodall	SYDNEY UNI	1			
Tom Olds	MANLY-WARRINGAH	3	Phillip Horrell	MANLY-WARRINGAH	2	Anthony Glynn	CAMDEN	1			
Jigme Dadul	MANLY-WARRINGAH	3	Amos Michael	MANLY-WARRINGAH	2	Umit Akgul	HOLROYD-PARRAMATTA	1			
Samuel Young	SYDNEY UNI	3	Brian Currant	MOOREBANK	2	Grant Smith	HOLROYD-PARRAMATTA	1			
Tony Rokov	SOUTHERN POWER	3	Joel Piotrowski	MACQUARIE UNI	2	Steve Perry	SAINTS A.F.C	1			
Chris Graham	MANLY-WARRINGAH	3	Magnus Minnaar	MOOREBANK	2	Anthony Nyamekye	HOLROYD-PARRAMATTA	1			
Liam Aggett	SOUTHERN POWER	3	Harry Murdoch	SYDNEY UNI	2	Stephen Davies	MOOREBANK	1			
Daniel Canham	MANLY-WARRINGAH	3	Harrison Rowe	SYDNEY UNI	2	Chris Guild	SOUTHERN POWER	1			

## HART MEDAL UNDER 18 CHALLENGE CUP BEST & FAIREST

Bradley Plug	BALMAIN	19	Dhruv Kaushik	EAST COAST EAGLES	3	Reece Parinihi	BALMAIN	1
Maddis Bishop	SOUTHERN POWER	16	Dane Walters	SOUTHERN POWER	3	Nick Alberts	EAST COAST EAGLES	1
Matthew Varjavandi	MANLY-WARRINGAH	14	Daniel Micallef	CAMPBELLTOWN	3	Jack Guthrie	MOOREBANK	1
Sam Neill	HOLROYD-PARRAMATTA	14	Ryan Geer	CAMPBELLTOWN	3	Sebastian Bellagamba	MOOREBANK	1
Alex O'Dea	MAC UNI WARRIORS	13	Chris Mitchell	MAC UNI KOOKAS	3	Luke Duignan	BALMAIN	1
Walter Koch	MANLY-WARRINGAH	13	Ben Jenison	HOLROYD-PARRAMATTA	3			
Taylor Currant	MOOREBANK	10	Thomas Van Greunsven	SOUTHERN POWER	3			
Andrew Moody	MAC UNI WARRIORS	10	Jacob Sammut	MANLY-WARRINGAH	3			
Jarryd Smith	HOLROYD-PARRAMATTA	9	Peter O'Mara	MOOREBANK	2			
Alistaire Duell-Ferguson	BALMAIN	9	Daniel Field-Read	BALMAIN	2			
William Cobcroft-Wells	MAC UNI WARRIORS	9	Marco Coledan	HOLROYD-PARRAMATTA	2			
Timothy White	MANLY-WARRINGAH	9	Spencer Carrington	MAC UNI KOOKAS	2			
James Bottin-Noonan	CAMPBELLTOWN	9	Ned Simes	MOOREBANK	2			
Paora Waaka	EAST COAST EAGLES	9	Jaylan Tahtali	MANLY-WARRINGAH	2			
Cameron Gordon	CAMPBELLTOWN	9	Jackson Low	BALMAIN	2			
Jordan Beveridge	CAMPBELLTOWN	8	Tyson Sims	CAMPBELLTOWN	2			
James Regan	EAST COAST EAGLES	8	Jamieson Botica-Graham	MAC UNI WARRIORS	2			
Bryce Martin	CAMPBELLTOWN	8	James Behagg	MANLY-WARRINGAH	2			
Jordan Pidgeon	HOLROYD-PARRAMATTA	8	Nathan Brailey	CAMPBELLTOWN	2			
Benjamin Wharton	CAMPBELLTOWN	8	Paul Hayes	MAC UNI KOOKAS	2			
Paul Green	CAMPBELLTOWN	7	Ryan Forrester	MOOREBANK	2			
Thomas Stewart	EAST COAST EAGLES	6	Daniel hoy	EAST COAST EAGLES	2			
James Furci	SOUTHERN POWER	6	Brett Robinson	MAC UNI KOOKAS	2			
Brent Johnston	HOLROYD-PARRAMATTA	5	Hayden McLean	SOUTHERN POWER	2			
George Fourtsadakis	SOUTHERN POWER	5	Calum Johnston	MANLY-WARRINGAH	2			
Jonathan Ortiz	MAC UNI WARRIORS	5	Mitchell Hansen	MAC UNI WARRIORS	2			
Blake Russell	EAST COAST EAGLES	5	Brodie Elliott	MANLY-WARRINGAH	2			
Kieren Monteleone	CAMPBELLTOWN	5	Nathan Lee	HOLROYD-PARRAMATTA	1			
Nathan Bosschieter	MANLY-WARRINGAH	4	Mitchell Hansen	MAC UNI KOOKAS	1			
Rhys Lindsay	BALMAIN	4	Reagan Sharpe	SOUTHERN POWER	1			
Jack O'Reilly	HOLROYD-PARRAMATTA	4	Jackson Claridge	MOOREBANK	1			
Jagveer Panesar	MOOREBANK	4	James Dunn	MAC UNI WARRIORS	1			
Brad Clark	MOOREBANK	3	Marc Williams	MAC UNI WARRIORS	1			
Matthew Young	SOUTHERN POWER	3	Darcy Gray	MANLY-WARRINGAH	1			
Elliott Stillman	MAC UNI WARRIORS	3	Adam Hutt	EAST COAST EAGLES	1			
Nick Bertus	EAST COAST EAGLES	3	James Carrington	MAC UNI KOOKAS	1			
Robert Joannides	MAC UNI KOOKAS	3	George Kostakis	MOOREBANK	1			
Fredrik Skulley	MAC UNI WARRIORS	3	Vincent Dizon	MAC UNI KOOKAS	1			
Bryce Mayne	HOLROYD-PARRAMATTA	3	Billy Katsiris	HOLROYD-PARRAMATTA	1			
Jack Savage	BALMAIN	3	Thomas Head	BALMAIN	1			
James McCumiskey	EAST COAST EAGLES	3	Henry Tier	MANLY-WARRINGAH	1			
Eric Moody	MAC UNI WARRIORS	3	Nicholas Sampson	MANLY-WARRINGAH	1			

## 2011 COMPETITION LADDERS

### AFL SYDNEY PREMIER DIVISION 2011

		<b>P</b>	<b>W</b>	<b>L</b>	<b>D</b>	<b>For</b>	<b>Ag</b>	<b>PC</b>	<b>PCWon</b>
1	<b>EAST COAST EAGLES</b>	18	15	2	1	2174	947	230	86
2	<b>BALMAIN</b>	18	15	3	0	1726	1264	137	83
3	<b>SYDNEY UNIVERSITY</b>	18	13	4	1	2036	1277	159	75
4	<b>NORTH SHORE</b>	18	12	6	0	1621	1288	126	67
5	<b>PENNANT HILLS</b>	18	12	6	0	1600	1347	119	67
6	ILLAWARRA	18	8	10	0	1304	1459	89	44
7	ST GEORGE	18	8	10	0	1358	1610	84	44
8	UNSW/ES	18	7	11	0	1422	1605	89	39
9	WESTERN SUBURBS	18	5	13	0	1115	1667	67	28
10	UTS	18	3	15	0	1178	1951	60	17
11	CAMPBELLTOWN	18	0	18	0	964	2083	46	0

### AFL SYDNEY DIVISION ONE 2011

		<b>P</b>	<b>W</b>	<b>L</b>	<b>D</b>	<b>For</b>	<b>Ag</b>	<b>PC</b>	<b>PCWon</b>
1	<b>MANLY-WARRINGAH</b>	17	15	2	0	1627	656	248	88
2	<b>SOUTHERN POWER</b>	17	14	3	0	1449	812	178	82
3	<b>SYDNEY UNIVERSITY</b>	17	12	5	0	1308	931	140	71
4	<b>MACQUARIE UNIVERSITY</b>	17	10	7	0	1408	947	149	59
5	<b>UTS</b>	16	9	7	0	1037	1000	104	56
6	EAST COAST EAGLES	17	9	8	0	1181	919	129	53
7	UNSW/ES	16	7	9	0	937	1309	72	44
8	PENNANT HILLS	17	7	10	0	891	1326	67	41
9	NORTH SHORE	17	6	11	0	981	1288	76	35
10	WESTERN SUBURBS	17	2	15	0	818	1323	62	12
11	ILLAWARRA	17	1	16	0	738	1875	39	6

### AFL SYDNEY UNDER 18 PREMIER CUP 2011

		<b>P</b>	<b>W</b>	<b>L</b>	<b>D</b>	<b>For</b>	<b>Ag</b>	<b>PC</b>	<b>PCWon</b>
1	<b>EAST COAST EAGLES</b>	18	16	1	1	1889	781	243	92
2	<b>PENNANT HILLS</b>	17	12	5	0	1095	910	120	71
3	<b>NORTH SHORE</b>	17	11	5	1	1374	881	156	68
4	<b>SYDNEY UNIVERSITY</b>	18	12	6	0	1260	1066	118	67
5	<b>ST IGNATIUS, RIVERVIEW</b>	18	11	5	2	1169	1020	115	67
6	ILLAWARRA	18	6	10	1	1169	1197	98	38
7	WESTERN SUBURBS	17	5	11	1	930	1246	75	32
8	ST GEORGE	18	4	13	1	1052	1317	80	25
9	PENRITH	18	4	14	0	910	1692	54	22
10	UNSW/ES	18	3	14	1	849	1597	53	19

**AFL SYDNEY DIVISION TWO 2011**

		<b>P</b>	<b>W</b>	<b>L</b>	<b>D</b>	<b>For</b>	<b>Ag</b>	<b>PC</b>	<b>Pts</b>
1	<b>PENRITH</b>	17	14	3	0	1592	734	217	56
2	<b>HOLROYD-PARRAMATTA</b>	17	12	4	1	1381	912	151	50
3	<b>SYDNEY UNIVERSITY</b>	17	12	5	0	1346	996	135	48
4	<b>AUBURN</b>	17	12	5	0	1235	977	126	48
5	<b>BALMAIN</b>	17	11	5	1	1275	1049	122	46
6	<b>NOR-WEST</b>	17	7	10	0	1047	1229	85	28
7	<b>MOOREBANK</b>	17	5	12	0	1035	1187	87	20
8	<b>MANLY-WARRINGAH</b>	17	5	12	0	998	1322	75	20
9	<b>ST GEORGE</b>	17	5	12	0	969	1591	61	20
10	<b>CAMDEN</b>	17	1	16	0	685	1566	44	4

**AFL SYDNEY DIVISION THREE 2011**

		<b>P</b>	<b>W</b>	<b>L</b>	<b>D</b>	<b>For</b>	<b>Ag</b>	<b>PC</b>	<b>PC Won</b>
1	<b>UNSW/ES</b>	18	17	1	0	2118	823	257	94
2	<b>UTS</b>	16	13	3	0	1427	823	173	81
3	<b>SYDNEY UNIVERSITY</b>	18	12	6	0	1308	1004	130	67
4	<b>SOUTHERN POWER</b>	17	10	7	0	1202	1082	111	59
5	<b>SAINTS A.F.C</b>	17	9	8	0	1321	986	134	53
6	<b>MACQUARIE UNIVERSITY</b>	18	9	9	0	1307	1123	116	50
6	<b>EAST COAST EAGLES</b>	17	6	11	0	991	1190	83	35
7	<b>WESTERN SUBURBS</b>	17	6	11	0	944	1296	73	35
8	<b>CAMPBELLTOWN</b>	17	3	14	0	697	1509	46	18
9	<b>NORTH SHORE</b>	17	1	16	0	505	1984	25	6

**AFL SYDNEY U18 CHALLENGE CUP 2011**

		<b>P</b>	<b>W</b>	<b>L</b>	<b>D</b>	<b>FF</b>	<b>For</b>	<b>Ag</b>	<b>PC</b>	<b>PC Won</b>
1	<b>CAMPBELLTOWN</b>	15	15	0	0	1	1705	459	371	100
2	<b>MAC UNI WARRIORS</b>	15	12	3	0	1	1351	805	168	80
3	<b>MANLY-WARRINGAH</b>	15	9	6	0	0	1488	949	157	60
4	<b>HOLROYD-PARRAMATTA</b>	15	8	7	0	0	965	910	106	53
5	<b>EAST COAST EAGLES</b>	15	7	8	0	1	975	1139	86	47
6	<b>SOUTHERN POWER</b>	15	6	9	0	0	1079	1028	105	40
7	<b>BALMAIN</b>	15	6	9	0	0	1073	1205	89	40
8	<b>MOOREBANK</b>	16	4	12	0	0	918	1432	64	25
9	<b>MAC UNI KOOKAS</b>	15	1	14	0	1	374	2001	19	7

**AFL SYDNEY DIVISION FOUR 2011**

		<b>P</b>	<b>W</b>	<b>L</b>	<b>D</b>	<b>For</b>	<b>Ag</b>	<b>PC</b>	<b>PC Won</b>
1	<b>PENRITH</b>	15	13	2	0	1354	651	208	87
2	<b>MACQUARIE UNIVERSITY</b>	14	12	2	0	1174	808	145	86
3	<b>MOOREBANK</b>	15	9	6	0	986	865	114	60
4	<b>UTS</b>	15	6	9	0	985	892	110	46
5	<b>HOLROYD-PARRAMATTA</b>	15	6	9	0	968	1032	94	40
6	UNSW/ES	15	6	9	0	855	1062	81	40
7	NOR-WEST	13	5	8	0	916	1034	89	38
8	MANLY-WARRINGAH	15	5	10	0	773	988	78	33
9	AUBURN	15	3	12	0	658	1425	46	20

**AFL SYDNEY DIVISION FIVE 2011**

		<b>P</b>	<b>W</b>	<b>L</b>	<b>D</b>	<b>FF</b>	<b>For</b>	<b>Ag</b>	<b>PC</b>	<b>Pts</b>
1	<b>SOUTHERN POWER</b>	17	17	0	0	1	1670	515	324	68
2	<b>MOOREBANK</b>	17	12	5	0	1	1359	796	171	48
3	<b>MANLY-WARRINGAH</b>	17	11	6	0	0	1228	1092	112	44
4	<b>SYDNEY UNIVERSITY</b>	17	10	7	0	0	1193	913	131	40
5	SAINTS A.F.C	17	9	8	0	0	1191	1009	118	36
6	MACQUARIE UNIVERSITY	17	7	10	0	0	1066	1034	103	28
7	CAMDEN	17	2	15	0	0	750	1460	51	8
8	HOLROYD-PARRAMATTA	17	0	17	0	0	435	1935	22	0

## **FROM THE VAULT**

### **PREMIER DIVISION SENIORS**

#### **Grand Final**

2002	UNSW/ES	16.10.106	def.	North Shore	11.6.72
2003	UNSW/ES	12.10.82	def.	North Shore	11.6.72
2004	North Shore	10.11.71	def.	St George	7.4.46
2005	North Shore	13.9.87	def.	Western Suburbs	6.10.46
2006	Pennant Hills	5.20.50	def.	East Coast Eagles	7.6.48
2007	North Shore	12.15.87	def.	St George	9.12.66
2008	Pennant Hills	20.12.132	def.	East Coast Eagles	3.10.28
2009	East Coast Eagles	22.12.144	def.	UNSW/ES	13.12.90
2010	East Coast Eagles	13.9.87	def.	Sydney University	10.10.70
2011	East Coast Eagles	17.12.114	def.	Balmain	10.11.71

#### **Preliminary Final**

2002	UNSW/ES	18.10.118	def.	St George	9.10.64
2003	UNSW/ES	12.10.82	def.	St George	5.6.36
2004	St George	8.8.56	def.	UNSW/ES	5.7.37
2005	North Shore	13.12.90	def.	Pennant Hills	6.11.47
2006	Pennant Hills	19.14.128	def.	Western Suburbs	6.6.42
2007	North Shore	18.13.121	def.	Pennant Hills	11.10.76
2008	East Coast Eagles	18.14.122	def.	UNSW/ES	11.11.77
2009	UNSW/ES	12.7.79	def.	Western Suburbs	9.11.65
2010	East Coast Eagles	16.10.106	def.	Western Suburbs	6.15.51
2011	Balmain	13.7.85	def.	Sydney University	12.10.82

#### **Second Semi Final**

2002	North Shore	12.9.81	def.	UNSW/ES	11.13.79
2003	North Shore	19.12.126	def.	St George	7.8.50
2004	North Shore	13.10.88	def.	UNSW/ES	8.12.60
2005	Western Suburbs	20.10.130	def.	Pennant Hills	10.11.71
2006	East Coast Eagles	11.14.80	def.	Western Suburbs	7.7.49
2007	St George	14.8.92	def.	Pennant Hills	8.10.58
2008	Pennant Hills	9.13.67	def.	UNSW/ES	5.9.39
2009	East Coast Eagles	17.18.120	def.	Western Suburbs	10.6.66
2010	Sydney University	14.10.94	def.	Western Suburbs	12.9.81
2011	East Coast Eagles	11.12.78	def.	Balmain	7.18.60

#### **First Semi Final**

2002	St George	23.11.149	def.	Western Suburbs	5.12.42
2003	UNSW/ES	17.12.114	def.	Campbelltown	5.9.39
2004	St George	11.8.74	def.	Pennant Hills	7.7.49
2005	North Shore	13.19.97	def.	UNSW/ES	8.8.56
2006	Pennant Hills	19.12.126	def.	St George	10.9.69
2007	North Shore	18.25.133	def.	Campbelltown	10.6.66
2008	East Coast Eagles	18.12.120	def.	St George	8.7.55
2009	UNSW/ES	11.13.79	def.	Pennant Hills	7.17.59
2010	East Coast Eagles	12.5.77	def.	Pennant Hills	10.12.72
2011	Sydney University	24.11.155	def.	North Shore	10.4.64

#### **Qualifying Final**

2008	Pennant Hills	20.16.136	def.	St George	12.9.81
2009	Western Suburbs	23.21.159	def.	UNSW/ES	6.10.46
2010	Western Suburbs	15.11.101	def.	East Coast Eagles	10.10.70
2011	Balmain	14.8.92	def.	Sydney University	10.12.72

#### **Elimination Final**

2008	East Coast Eagles	22.10.142	def.	North Shore	18.4.92
2009	Pennant Hills	22.12.144	def.	Campbelltown	15.10.100
2010	Pennant Hills	12.8.80	def.	North Shore	8.15.63
2011	North Shore	17.10.112	def.	Pennant Hills	8.8.56

## 2011 AFL SYDNEY HOME & AWAY RESULTS

### PREMIER DIVISION

#### ROUND 1

<b>NORTH SHORE</b>	<b>17</b>	<b>7</b>	<b>109</b>	ILLAWARRA	9	13	67
WESTERN SUBURBS	8	11	59	<b>ST GEORGE</b>	<b>13</b>	<b>6</b>	<b>84</b>
UTS	10	6	66	<b>UNSW/ES</b>	<b>19</b>	<b>9</b>	<b>123</b>
EAST COAST EAGLES	14	6	90	<b>SYDNEY UNIVERSITY</b>	<b>14</b>	<b>8</b>	<b>92</b>
PENNANT HILLS	9	10	64	<b>BALMAIN</b>	<b>13</b>	<b>8</b>	<b>86</b>
<b>CAMPBELLTOWN</b>				<b>BYE</b>			

#### ROUND 2

<b>BALMAIN</b>	<b>12</b>	<b>25</b>	<b>97</b>	UTS	7	8	50
CAMPBELLTOWN	12	8	80	<b>UNSW/ES</b>	<b>12</b>	<b>12</b>	<b>84</b>
ST GEORGE	5	3	33	<b>EAST COAST EAGLES</b>	<b>26</b>	<b>16</b>	<b>172</b>
<b>WESTERN SUBURBS</b>	<b>16</b>	<b>11</b>	<b>107</b>	NORTH SHORE	7	5	47
ILLAWARRA	7	7	49	<b>PENNANT HILLS</b>	<b>11</b>	<b>9</b>	<b>75</b>
<b>SYDNEY UNIVERSITY</b>				<b>BYE</b>			

#### ROUND 3

NORTH SHORE	4	7	31	<b>EAST COAST EAGLES</b>	<b>16</b>	<b>12</b>	<b>108</b>
<b>SYDNEY UNIVERSITY</b>	<b>7</b>	<b>18</b>	<b>60</b>	WESTERN SUBURBS	3	9	27
UTS	6	5	41	<b>ILLAWARRA</b>	<b>7</b>	<b>14</b>	<b>56</b>
<b>PENNANT HILLS</b>	<b>19</b>	<b>13</b>	<b>127</b>	CAMPBELLTOWN	10	14	74
<b>BALMAIN</b>	<b>11</b>	<b>13</b>	<b>79</b>	UNSW/ES	9	9	63
<b>ST GEORGE</b>				<b>BYE</b>			

#### ROUND 4

<b>EAST COAST EAGLES</b>	<b>18</b>	<b>12</b>	<b>120</b>	UNSW/ES	8	2	50
CAMPBELLTOWN	5	9	39	<b>ST GEORGE</b>	<b>14</b>	<b>17</b>	<b>101</b>
ILLAWARRA	12	14	86	<b>SYDNEY UNIVERSITY</b>	<b>22</b>	<b>4</b>	<b>136</b>
WESTERN SUBURBS	9	3	57	<b>BALMAIN</b>	<b>9</b>	<b>16</b>	<b>70</b>
<b>NORTH SHORE</b>				<b>BYE</b>			
<b>UTS</b>				<b>BYE</b>			
<b>PENNANT HILLS</b>				<b>BYE</b>			

#### ROUND 5

<b>ST GEORGE</b>	<b>16</b>	<b>8</b>	<b>104</b>	UTS	9	18	72
PENNANT HILLS	7	6	48	<b>NORTH SHORE</b>	<b>9</b>	<b>12</b>	<b>66</b>
CAMPBELLTOWN	2	2	14	<b>EAST COAST EAGLES</b>	<b>14</b>	<b>14</b>	<b>98</b>
<b>UNSW/ES</b>	<b>12</b>	<b>14</b>	<b>86</b>	ILLAWARRA	4	18	42
SYDNEY UNIVERSITY	11	15	81	<b>BALMAIN</b>	<b>14</b>	<b>11</b>	<b>95</b>
<b>WESTERN SUBURBS</b>				<b>BYE</b>			

#### ROUND 6

<b>NORTH SHORE</b>	<b>26</b>	<b>14</b>	<b>170</b>	CAMPBELLTOWN	7	9	51
<b>ST GEORGE</b>	<b>10</b>	<b>8</b>	<b>68</b>	WESTERN SUBURBS	7	16	58
UTS	12	12	84	<b>SYDNEY UNIVERSITY</b>	<b>26</b>	<b>13</b>	<b>169</b>
<b>EAST COAST EAGLES</b>	<b>15</b>	<b>11</b>	<b>101</b>	PENNANT HILLS	3	10	28
BALMAIN	9	14	68	<b>ILLAWARRA</b>	<b>10</b>	<b>12</b>	<b>72</b>
<b>UNSW/ES</b>				<b>BYE</b>			

#### ROUND 7

<b>SYDNEY UNIVERSITY</b>	<b>21</b>	<b>11</b>	<b>137</b>	<b>CAMPBELLTOWN</b>	<b>7</b>	<b>10</b>	<b>52</b>
<b>NORTH SHORE</b>	<b>7</b>	<b>7</b>	<b>49</b>	<b>BALMAIN</b>	<b>11</b>	<b>12</b>	<b>78</b>
<b>PENNANT HILLS</b>	<b>12</b>	<b>13</b>	<b>85</b>	<b>WESTERN SUBURBS</b>	<b>8</b>	<b>6</b>	<b>54</b>
<b>ILLAWARRA</b>	<b>17</b>	<b>13</b>	<b>115</b>	<b>ST GEORGE</b>	<b>4</b>	<b>7</b>	<b>31</b>
<b>UNSW/ES</b>	<b>17</b>	<b>9</b>	<b>111</b>	<b>UTS</b>	<b>6</b>	<b>17</b>	<b>53</b>
<b>EAST COAST EAGLES</b>				<b>BYE</b>			

#### ROUND 8

<b>CAMPBELLTOWN</b>	<b>7</b>	<b>9</b>	<b>51</b>	<b>ILLAWARRA</b>	<b>12</b>	<b>15</b>	<b>87</b>
<b>UNSW/ES</b>	<b>13</b>	<b>17</b>	<b>95</b>	<b>PENNANT HILLS</b>	<b>19</b>	<b>14</b>	<b>128</b>
<b>UTS</b>	<b>11</b>	<b>8</b>	<b>74</b>	<b>NORTH SHORE</b>	<b>18</b>	<b>16</b>	<b>124</b>
<b>WESTERN SUBURBS</b>	<b>7</b>	<b>5</b>	<b>47</b>	<b>EAST COAST EAGLES</b>	<b>17</b>	<b>10</b>	<b>112</b>
<b>SYDNEY UNIVERSITY</b>	<b>27</b>	<b>14</b>	<b>176</b>	<b>ST GEORGE</b>	<b>9</b>	<b>8</b>	<b>62</b>
<b>BALMAIN</b>				<b>BYE</b>			

#### ROUND 9

<b>ST GEORGE</b>	<b>11</b>	<b>12</b>	<b>78</b>	<b>UNSW/ES</b>	<b>15</b>	<b>6</b>	<b>96</b>
<b>PENNANT HILLS</b>	<b>17</b>	<b>7</b>	<b>109</b>	<b>ILLAWARRA</b>	<b>6</b>	<b>6</b>	<b>42</b>
<b>CAMPBELLTOWN</b>	<b>13</b>	<b>5</b>	<b>83</b>	<b>BALMAIN</b>	<b>22</b>	<b>13</b>	<b>145</b>
<b>WESTERN SUBURBS</b>	<b>8</b>	<b>10</b>	<b>58</b>	<b>SYDNEY UNIVERSITY</b>	<b>15</b>	<b>13</b>	<b>103</b>
<b>EAST COAST EAGLES</b>	<b>23</b>	<b>18</b>	<b>156</b>	<b>UTS</b>	<b>4</b>	<b>0</b>	<b>24</b>
<b>NORTH SHORE</b>				<b>BYE</b>			

#### ROUND 10

<b>SYDNEY UNIVERSITY</b>	<b>8</b>	<b>9</b>	<b>57</b>	<b>NORTH SHORE</b>	<b>15</b>	<b>14</b>	<b>104</b>
<b>UNSW/ES</b>	<b>10</b>	<b>14</b>	<b>74</b>	<b>EAST COAST EAGLES</b>	<b>22</b>	<b>22</b>	<b>154</b>
<b>ILLAWARRA</b>	<b>12</b>	<b>10</b>	<b>82</b>	<b>WESTERN SUBURBS</b>	<b>10</b>	<b>9</b>	<b>69</b>
<b>BALMAIN</b>	<b>15</b>	<b>11</b>	<b>101</b>	<b>ST GEORGE</b>	<b>12</b>	<b>6</b>	<b>78</b>
<b>UTS</b>	<b>14</b>	<b>9</b>	<b>93</b>	<b>CAMPBELLTOWN</b>	<b>10</b>	<b>10</b>	<b>70</b>
<b>PENNANT HILLS</b>				<b>BYE</b>			

#### ROUND 11

<b>UTS</b>	<b>8</b>	<b>6</b>	<b>54</b>	<b>BALMAIN</b>	<b>11</b>	<b>10</b>	<b>76</b>
<b>PENNANT HILLS</b>	<b>8</b>	<b>9</b>	<b>57</b>	<b>SYDNEY UNIVERSITY</b>	<b>10</b>	<b>9</b>	<b>69</b>
<b>ST GEORGE</b>	<b>10</b>	<b>12</b>	<b>72</b>	<b>CAMPBELLTOWN</b>	<b>7</b>	<b>10</b>	<b>52</b>
<b>WESTERN SUBURBS</b>	<b>14</b>	<b>7</b>	<b>91</b>	<b>UNSW/ES</b>	<b>10</b>	<b>9</b>	<b>69</b>
<b>ILLAWARRA</b>	<b>12</b>	<b>4</b>	<b>76</b>	<b>NORTH SHORE</b>	<b>11</b>	<b>15</b>	<b>81</b>
<b>EAST COAST EAGLES</b>				<b>BYE</b>			

#### ROUND 12

<b>WESTERN SUBURBS</b>	<b>14</b>	<b>6</b>	<b>90</b>	<b>UTS</b>	<b>11</b>	<b>13</b>	<b>79</b>
<b>CAMPBELLTOWN</b>	<b>4</b>	<b>7</b>	<b>31</b>	<b>PENNANT HILLS</b>	<b>27</b>	<b>15</b>	<b>177</b>
<b>NORTH SHORE</b>	<b>11</b>	<b>11</b>	<b>77</b>	<b>UNSW/ES</b>	<b>11</b>	<b>6</b>	<b>72</b>
<b>BALMAIN</b>	<b>14</b>	<b>10</b>	<b>94</b>	<b>SYDNEY UNIVERSITY</b>	<b>11</b>	<b>8</b>	<b>74</b>
<b>EAST COAST EAGLES</b>	<b>15</b>	<b>14</b>	<b>104</b>	<b>ST GEORGE</b>	<b>12</b>	<b>6</b>	<b>78</b>
<b>ILLAWARRA</b>				<b>BYE</b>			

#### ROUND 13

<b>PENNANT HILLS</b>	<b>14</b>	<b>11</b>	<b>95</b>	<b>EAST COAST EAGLES</b>	<b>13</b>	<b>11</b>	<b>89</b>
<b>ILLAWARRA</b>	<b>21</b>	<b>8</b>	<b>134</b>	<b>CAMPBELLTOWN</b>	<b>12</b>	<b>4</b>	<b>76</b>
<b>SYDNEY UNIVERSITY</b>	<b>29</b>	<b>18</b>	<b>192</b>	<b>UTS</b>	<b>5</b>	<b>5</b>	<b>35</b>
<b>UNSW/ES</b>	<b>10</b>	<b>9</b>	<b>69</b>	<b>BALMAIN</b>	<b>19</b>	<b>14</b>	<b>128</b>
<b>NORTH SHORE</b>	<b>10</b>	<b>15</b>	<b>75</b>	<b>ST GEORGE</b>	<b>7</b>	<b>13</b>	<b>55</b>
<b>WESTERN SUBURBS</b>				<b>BYE</b>			

#### **ROUND 14**

<b>EAST COAST EAGLES</b>	<b>14</b>	<b>19</b>	<b>103</b>	NORTH SHORE	6	11	47
CAMPBELLTOWN	7	4	46	<b>WESTERN SUBURBS</b>	<b>8</b>	<b>7</b>	<b>55</b>
<b>ILLAWARRA</b>	<b>6</b>	<b>10</b>	<b>46</b>	UNSW/ES	5	12	42
ST GEORGE	9	3	57	<b>SYDNEY UNIVERSITY</b>	<b>10</b>	<b>17</b>	<b>77</b>
BALMAIN	7	10	52	<b>PENNANT HILLS</b>	<b>17</b>	<b>10</b>	<b>112</b>
<b>UTS</b>				<b>BYE</b>			

#### **ROUND 15**

<b>BALMAIN</b>	<b>23</b>	<b>13</b>	<b>151</b>	WESTERN SUBURBS	11	12	78
UTS	12	8	80	<b>ST GEORGE</b>	<b>14</b>	<b>10</b>	<b>94</b>
<b>UNSW/ES</b>	<b>18</b>	<b>14</b>	<b>122</b>	CAMPBELLTOWN	11	11	77
NORTH SHORE	10	7	67	<b>PENNANT HILLS</b>	<b>12</b>	<b>6</b>	<b>78</b>
<b>SYDNEY UNIVERSITY</b>	<b>13</b>	<b>8</b>	<b>86</b>	<b>EAST COAST EAGLES</b>	<b>13</b>	<b>8</b>	<b>86</b>
<b>ILLAWARRA</b>				<b>BYE</b>			

#### **ROUND 16**

<b>PENNANT HILLS</b>	<b>16</b>	<b>13</b>	<b>109</b>	UTS	12	9	81
<b>EAST COAST EAGLES</b>	<b>14</b>	<b>6</b>	<b>90</b>	BALMAIN	5	8	38
<b>WESTERN SUBURBS</b>	<b>10</b>	<b>14</b>	<b>74</b>	ILLAWARRA	9	5	59
UNSW/ES	11	8	74	<b>SYDNEY UNIVERSITY</b>	<b>20</b>	<b>15</b>	<b>135</b>
CAMPBELLTOWN	3	8	26	<b>NORTH SHORE</b>	<b>20</b>	<b>16</b>	<b>136</b>
<b>ST GEORGE</b>				<b>BYE</b>			

#### **ROUND 17**

<b>NORTH SHORE</b>	<b>27</b>	<b>17</b>	<b>179</b>	WESTERN SUBURBS	5	4	34
<b>ST GEORGE</b>	<b>13</b>	<b>15</b>	<b>93</b>	ILLAWARRA	11	10	76
UTS	11	7	73	<b>EAST COAST EAGLES</b>	<b>24</b>	<b>18</b>	<b>162</b>
<b>SYDNEY UNIVERSITY</b>	<b>28</b>	<b>11</b>	<b>179</b>	PENNANT HILLS	6	6	42
<b>BALMAIN</b>	<b>21</b>	<b>9</b>	<b>135</b>	CAMPBELLTOWN	8	4	52
<b>UNSW/ES</b>				<b>BYE</b>			

#### **ROUND 18**

<b>BALMAIN</b>	<b>18</b>	<b>15</b>	<b>123</b>	NORTH SHORE	7	13	55
<b>EAST COAST EAGLES</b>	<b>23</b>	<b>20</b>	<b>158</b>	CAMPBELLTOWN	7	6	48
<b>ILLAWARRA</b>	<b>15</b>	<b>12</b>	<b>102</b>	UTS	9	11	65
UNSW/ES	9	13	67	<b>ST GEORGE</b>	<b>15</b>	<b>21</b>	<b>111</b>
WESTERN SUBURBS	7	10	52	<b>PENNANT HILLS</b>	<b>19</b>	<b>16</b>	<b>130</b>
<b>SYDNEY UNIVERSITY</b>				<b>BYE</b>			

#### **ROUND 19**

PENNANT HILLS	8	7	55	<b>UNSW/ES</b>	<b>12</b>	<b>12</b>	<b>84</b>
ST GEORGE	13	5	83	<b>BALMAIN</b>	<b>17</b>	<b>8</b>	<b>110</b>
<b>NORTH SHORE</b>	<b>18</b>	<b>11</b>	<b>119</b>	SYDNEY UNIVERSITY	14	6	90
ILLAWARRA	8	10	58	<b>EAST COAST EAGLES</b>	<b>20</b>	<b>10</b>	<b>130</b>
<b>UTS</b>	<b>14</b>	<b>18</b>	<b>102</b>	WESTERN SUBURBS	12	2	74
<b>CAMPBELLTOWN</b>				<b>BYE</b>			

#### **ROUND 20**

CAMPBELLTOWN	5	12	42	<b>UTS</b>	<b>7</b>	<b>10</b>	<b>52</b>
ST GEORGE	11	10	76	<b>PENNANT HILLS</b>	<b>12</b>	<b>9</b>	<b>81</b>
UNSW/ES	5	11	41	<b>NORTH SHORE</b>	<b>11</b>	<b>19</b>	<b>85</b>
<b>EAST COAST EAGLES</b>	<b>21</b>	<b>15</b>	<b>141</b>	WESTERN SUBURBS	4	7	31
<b>SYDNEY UNIVERSITY</b>	<b>17</b>	<b>21</b>	<b>123</b>	ILLAWARRA	8	7	55
<b>BALMAIN</b>				<b>BYE</b>			

## DIVISION ONE

### ROUND 1

WESTERN SUBURBS	6	4	40	<b>SOUTHERN POWER</b>	<b>16</b>	<b>8</b>	<b>104</b>
<b>NORTH SHORE</b>	<b>10</b>	<b>11</b>	<b>71</b>	ILLAWARRA	9	4	58
<b>UTS</b>	<b>13</b>	<b>12</b>	<b>90</b>	UNSW/ES	5	2	32
<b>EAST COAST EAGLES</b>	<b>12</b>	<b>15</b>	<b>87</b>	SYDNEY UNIVERSITY	3	4	22
PENNANT HILLS	4	2	26	<b>MACQUARIE UNIVERSITY</b>	<b>19</b>	<b>15</b>	<b>129</b>
<b>MANLY-WARRINGAH</b>				<b>BYE</b>			

### ROUND 2

<b>WESTERN SUBURBS</b>	<b>10</b>	<b>6</b>	<b>66</b>	NORTH SHORE	7	12	54
<b>MANLY WARRINGAH</b>	<b>19</b>	<b>15</b>	<b>129</b>	UNSW/ES	2	1	13
<b>SOUTHERN POWER</b>	<b>8</b>	<b>10</b>	<b>58</b>	EAST COAST EAGLES	8	2	50
ILLAWARRA	4	11	35	<b>PENNANT HILLS</b>	<b>11</b>	<b>9</b>	<b>75</b>
<b>MACQUARIE UNIVERSITY</b>	<b>15</b>	<b>14</b>	<b>104</b>	UTS	1	8	14
<b>SYDNEY UNIVERSITY</b>				<b>BYE</b>			

### ROUND 3

<b>MACQUARIE UNIVERSITY</b>	<b>11</b>	<b>10</b>	<b>76</b>	UNSW/ES	7	2	44
PENNANT HILLS	5	4	34	<b>MANLY-WARRINGAH</b>	<b>11</b>	<b>15</b>	<b>81</b>
NORTH SHORE	6	9	45	<b>EAST COAST EAGLES</b>	<b>11</b>	<b>13</b>	<b>73</b>
<b>SYDNEY UNIVERSITY</b>	<b>8</b>	<b>12</b>	<b>60</b>	WESTERN SUBURBS	4	13	37
<b>UTS</b>	<b>15</b>	<b>6</b>	<b>96</b>	ILLAWARRA	11	6	73
<b>SOUTHERN POWER</b>				<b>BYE</b>			

### ROUND 4

<b>EAST COAST EAGLES</b>	<b>12</b>	<b>15</b>	<b>87</b>	UNSW/ES	4	2	26
<b>MANLY-WARRINGAH</b>	<b>6</b>	<b>12</b>	<b>48</b>	SOUTHERN POWER	4	3	27
ILLAWARRA	5	8	38	<b>SYDNEY UNIVERSITY</b>	<b>14</b>	<b>10</b>	<b>94</b>
WESTERN SUBURBS	7	3	45	<b>MACQUARIE UNIVERSITY</b>	<b>16</b>	<b>10</b>	<b>106</b>
<b>NORTH SHORE</b>				<b>BYE</b>			
<b>UTS</b>				<b>BYE</b>			
<b>PENNANT HILLS</b>				<b>BYE</b>			

### ROUND 5

<b>SOUTHERN POWER</b>				<b>UTS</b>	W/O		
<b>SYDNEY UNIVERSITY</b>	<b>12</b>	<b>9</b>	<b>81</b>	MACQUARIE UNIVERSITY	12	8	80
<b>PENNANT HILLS</b>	<b>12</b>	<b>9</b>	<b>81</b>	NORTH SHORE	5	7	37
<b>UNSW/ES</b>	<b>14</b>	<b>13</b>	<b>97</b>	ILLAWARRA	7	5	47
<b>MANLY-WARRINGAH</b>	<b>13</b>	<b>13</b>	<b>91</b>	EAST COAST EAGLES	3	9	27
<b>WESTERN SUBURBS</b>				<b>BYE</b>			

### ROUND 6

UTS	6	4	40	<b>SYDNEY UNIVERSITY</b>	<b>11</b>	<b>15</b>	<b>81</b>
<b>EAST COAST EAGLES</b>	<b>16</b>	<b>8</b>	<b>104</b>	PENNANT HILLS	9	6	60
<b>MANLY WARRINGAH</b>	<b>20</b>	<b>11</b>	<b>131</b>	NORTH SHORE	6	3	39
<b>MACQUARIE UNIVERSITY</b>	<b>27</b>	<b>15</b>	<b>177</b>	ILLAWARRA	3	3	21
<b>SOUTHERN POWER</b>	<b>13</b>	<b>7</b>	<b>85</b>	WESTERN SUBURBS	8	8	56
<b>UNSW/ES</b>				<b>BYE</b>			

#### ROUND 7

SYDNEY UNIVERSITY	3	5	23	MANLY WARRINGAH	18	5	113
NORTH SHORE	5	2	32	MACQUARIE UNIVERSITY	18	12	120
<b>PENNANT HILLS</b>	<b>9</b>	<b>12</b>	<b>66</b>	WESTERN SUBURBS	2	8	20
ILLAWARRA	7	8	50	<b>SOUTHERN POWER</b>	<b>16</b>	<b>10</b>	<b>106</b>
<b>UNSW/ES</b>	<b>11</b>	<b>8</b>	<b>74</b>	UTS	10	11	71
<b>EAST COAST EAGLES</b>				<b>BYE</b>			

#### ROUND 8

<b>UNSW/ES</b>	<b>15</b>	<b>10</b>	<b>100</b>	PENNANT HILLS	9	9	63
UTS	6	14	50	<b>NORTH SHORE</b>	<b>8</b>	<b>9</b>	<b>57</b>
WESTERN SUBURBS	4	5	29	<b>EAST COAST EAGLES</b>	<b>18</b>	<b>10</b>	<b>118</b>
<b>SYDNEY UNIVERSITY</b>	<b>12</b>	<b>10</b>	<b>82</b>	SOUTHERN POWER	7	5	47
<b>MANLY WARRINGAH</b>	<b>19</b>	<b>21</b>	<b>135</b>	ILLAWARRA	4	1	25
<b>MACQUARIE UNIVERSITY</b>				<b>BYE</b>			

#### ROUND 9

<b>PENNANT HILLS</b>	<b>11</b>	<b>17</b>	<b>83</b>	ILLAWARRA	6	6	42
WESTERN SUBURBS	5	6	36	<b>SYDNEY UNIVERSITY</b>	<b>11</b>	<b>6</b>	<b>72</b>
EAST COAST EAGLES	5	5	35	<b>UTS</b>	<b>10</b>	<b>8</b>	<b>68</b>
<b>SOUTHERN POWER</b>	<b>16</b>	<b>11</b>	<b>107</b>	UNSW/ES	7	4	46
MANLY WARRINGAH	6	9	45	<b>MACQUARIE UNIVERSITY</b>	<b>11</b>	<b>12</b>	<b>78</b>
<b>NORTH SHORE</b>				<b>BYE</b>			

#### ROUND 10

<b>SYDNEY UNIVERSITY</b>	<b>13</b>	<b>10</b>	<b>88</b>	NORTH SHORE	7	4	46
<b>UNSW/ES</b>	<b>9</b>	<b>8</b>	<b>62</b>	EAST COAST EAGLES	7	14	56
UTS	7	10	52	<b>MANLY WARRINGAH</b>	<b>10</b>	<b>9</b>	<b>69</b>
MACQUARIE UNIVERSITY	7	6	48	<b>SOUTHERN POWER</b>	<b>14</b>	<b>10</b>	<b>94</b>
<b>ILLAWARRA</b>	<b>12</b>	<b>11</b>	<b>83</b>	WESTERN SUBURBS	8	10	58
<b>PENNANT HILLS</b>				<b>BYE</b>			

#### ROUND 11

PENNANT HILLS	3	9	27	<b>SYDNEY UNIVERSITY</b>	<b>13</b>	<b>10</b>	<b>88</b>
<b>WESTERN SUBURBS</b>	<b>10</b>	<b>6</b>	<b>66</b>	UNSW/ES	3	4	22
<b>SOUTHERN POWER</b>	<b>9</b>	<b>4</b>	<b>58</b>	MANLY WARRINGAH	5	4	34
ILLAWARRA	10	5	65	<b>NORTH SHORE</b>	<b>17</b>	<b>8</b>	<b>110</b>
<b>UTS</b>	<b>13</b>	<b>13</b>	<b>91</b>	MACQUARIE UNIVERSITY	7	13	55
<b>EAST COAST EAGLES</b>				<b>BYE</b>			

#### ROUND 12

WESTERN SUBURBS	6	17	53	<b>UTS</b>	<b>6</b>	<b>18</b>	<b>54</b>
<b>NORTH SHORE</b>	<b>12</b>	<b>16</b>	<b>88</b>	UNSW/ES	12	7	79
<b>MANLY WARRINGAH</b>	<b>24</b>	<b>15</b>	<b>159</b>	PENNANT HILLS	5	3	33
<b>MACQUARIE UNIVERSITY</b>	<b>14</b>	<b>10</b>	<b>94</b>	SYDNEY UNIVERSITY	3	2	20
EAST COAST EAGLES	6	4	40	<b>SOUTHERN POWER</b>	<b>10</b>	<b>9</b>	<b>69</b>
<b>ILLAWARRA</b>				<b>BYE</b>			

#### ROUND 13

NORTH SHORE	8	4	52	<b>SOUTHERN POWER</b>	<b>12</b>	<b>8</b>	<b>80</b>
<b>PENNANT HILLS</b>	<b>9</b>	<b>6</b>	<b>60</b>	EAST COAST EAGLES	6	9	45
ILLAWARRA	4	8	32	<b>MANLY WARRINGAH</b>	<b>21</b>	<b>16</b>	<b>142</b>
<b>SYDNEY UNIVERSITY</b>	<b>11</b>	<b>2</b>	<b>68</b>	UTS	9	10	64
<b>UNSW/ES</b>	<b>15</b>	<b>5</b>	<b>95</b>	MACQUARIE UNIVERSITY	10	7	67
<b>WESTERN SUBURBS</b>				<b>BYE</b>			

#### ROUND 14

<b>EAST COAST EAGLES</b>	<b>13</b>	<b>9</b>	<b>87</b>
ILLAWARRA	8	8	56
<b>MANLY WARRINGAH</b>	<b>14</b>	<b>17</b>	<b>101</b>
<b>SOUTHERN POWER</b>	<b>14</b>	<b>8</b>	<b>92</b>
MACQUARIE UNIVERSITY	5	7	37
<b>UTS</b>			

NORTH SHORE	9	7	61
<b>UNSW/ES</b>	<b>16</b>	<b>11</b>	<b>107</b>
WESTERN SUBURBS	7	6	48
SYDNEY UNIVERSITY	8	2	50
<b>PENNANT HILLS</b>	<b>8</b>	<b>4</b>	<b>52</b>
<b>BYE</b>			

#### ROUND 15

<b>UTS</b>	<b>10</b>	<b>14</b>	<b>74</b>
UNSW/ES	7	3	45
<b>NORTH SHORE</b>	<b>13</b>	<b>5</b>	<b>83</b>
<b>MACQUARIE UNIVERISTY</b>	<b>8</b>	<b>10</b>	<b>58</b>
SYDNEY UNIVERSITY	7	8	50
<b>ILLAWARRA</b>			

SOUTHERN POWER	10	6	66
<b>MANLY-WARRINGAH</b>	<b>14</b>	<b>15</b>	<b>99</b>
PENNANT HILLS	7	8	50
WESTERN SUBURBS	8	7	55
<b>EAST COAST EAGLES</b>	<b>10</b>	<b>7</b>	<b>67</b>
<b>BYE</b>			

#### ROUND 16

<b>EAST COAST EAGLES</b>
<b>PENNANT HILLS</b>
<b>UNSW/ES</b>
<b>WESTERN SUBURBS</b>
<b>NORTH SHORE</b>
<b>SOUTHERN POWER</b>

MACQUARIE UNIVERSITY	W/O
<b>UTS</b>	W/O
<b>SYDNEY UNIVERSITY</b>	W/O
<b>ILLAWARRA</b>	W/O
<b>MANLY-WARRINGAH</b>	W/O
<b>BYE</b>	

#### ROUND 17

<b>SYDNEY UNIVERSITY</b>	<b>20</b>	<b>11</b>	<b>131</b>
<b>UTS</b>	<b>9</b>	<b>9</b>	<b>63</b>
<b>NORTH SHORE</b>	<b>11</b>	<b>12</b>	<b>78</b>
MACQUARIE UNIVERSITY	7	6	48
<b>SOUTHERN POWER</b>	<b>16</b>	<b>17</b>	<b>113</b>
<b>UNSW/ES</b>			

PENNANT HILLS	3	6	24
EAST COAST EAGLES	8	9	57
WESTERN SUBURBS	8	5	53
<b>MANLY-WARRINGAH</b>	<b>14</b>	<b>15</b>	<b>99</b>
ILLAWARRA	0	6	6
<b>BYE</b>			

#### ROUND 18

ILLAWARRA	6	9	45
UNSW/ES	5	5	35
EAST COAST EAGLES	4	3	27
<b>MACQUARIE UNIVERSITY</b>	<b>7</b>	<b>7</b>	<b>49</b>
WESTERN SUBURBS	11	9	75
<b>SYDNEY UNIVERSITY</b>			

<b>UTS</b>	<b>10</b>	<b>14</b>	<b>74</b>
<b>SOUTHERN POWER</b>	<b>24</b>	<b>9</b>	<b>153</b>
<b>MANLY-WARRINGAH</b>	<b>10</b>	<b>11</b>	<b>71</b>
NORTH SHORE	6	7	43
<b>PENNANT HILLS</b>	<b>13</b>	<b>6</b>	<b>84</b>
<b>BYE</b>			

#### ROUND 19

PENNANT HILLS	7	12	54
NORTH SHORE	4	7	31
SOUTHERN POWER	13	12	90
ILLAWARRA	9	0	54
<b>UTS</b>	<b>13</b>	<b>11</b>	<b>89</b>
<b>MANLY-WARRINGAH</b>			

<b>UNSW/ES</b>	<b>9</b>	<b>6</b>	<b>60</b>
<b>SYDNEY UNIVERSITY</b>	<b>13</b>	<b>15</b>	<b>93</b>
<b>MACQUARIE UNIVERSITY</b>	<b>13</b>	<b>4</b>	<b>92</b>
<b>EAST COAST EAGLES</b>	<b>20</b>	<b>12</b>	<b>132</b>
WESTERN SUBURBS	7	9	51
<b>BYE</b>			

#### ROUND 20

<b>UNSW/ES</b>	<b>10</b>	<b>5</b>	<b>65</b>
<b>EAST COAST EAGLES</b>	<b>13</b>	<b>11</b>	<b>89</b>
<b>SYDNEY UNIVERSITY</b>	<b>32</b>	<b>13</b>	<b>205</b>
<b>SOUTHERN POWER</b>	<b>15</b>	<b>10</b>	<b>100</b>
<b>MANLY-WARRINGAH</b>	<b>12</b>	<b>8</b>	<b>80</b>
<b>MACQUARIE UNIVERSITY</b>			

NORTH SHORE	8	6	54
WESTERN SUBURBS	4	6	30
ILLAWARRA	1	2	8
PENNANT HILLS	3	1	19
UTS	7	5	47
<b>BYE</b>			

## UNDER 18 PREMIER CUP

### ROUND 1

ST IGNATIUS, RIVERVIEW				UNSW/ES	Forf		
NORTH SHORE	19	20	134	ILLAWARRA	5	4	34
EAST COAST EAGLES	14	12	96	SYDNEY UNIVERSITY	5	5	35
WESTERN SUBURBS	12	4	76	ST GEORGE	8	10	58
PENNANT HILLS	11	9	75	PENRITH	6	6	42

### ROUND 2

WESTERN SUBURBS				UNSW/ES	Forf		
ST IGNATIUS, RIVERVIEW	9	12	66	SYDNEY UNIVERSITY	7	15	57
ST GEORGE	9	10	64	<b>EAST COAST EAGLES</b>	<b>14</b>	<b>11</b>	<b>95</b>
ILLAWARRA	10	20	80	PENNANT HILLS	3	8	26
PENRITH	8	7	55	<b>NORTH SHORE</b>	<b>23</b>	<b>11</b>	<b>149</b>

### ROUND 3

SYDNEY UNIVERSITY	15	14	104	WESTERN SUBURBS	2	13	25
PENRITH	10	9	69	UNSW/ES	8	7	55
ILLAWARRA	5	14	44	<b>ST GEORGE</b>	<b>11</b>	<b>6</b>	<b>72</b>
PENNANT HILLS	7	7	49	<b>ST IGNATIUS, RIVERVIEW</b>	<b>10</b>	<b>14</b>	<b>74</b>
<b>NORTH SHORE</b>	<b>8</b>	<b>10</b>	<b>58</b>	<b>EAST COAST EAGLES</b>	<b>8</b>	<b>10</b>	<b>58</b>

### ROUND 4

<b>EAST COAST EAGLES</b>	<b>17</b>	<b>11</b>	<b>113</b>	UNSW/ES	6	10	46
ILLAWARRA	8	6	54	<b>SYDNEY UNIVERSITY</b>	<b>16</b>	<b>14</b>	<b>110</b>
<b>ST GEORGE</b>	<b>14</b>	<b>14</b>	<b>98</b>	PENRITH	3	7	25
WESTERN SUBURBS	7	7	49	<b>ST IGNATIUS, RIVERVIEW</b>	<b>6</b>	<b>13</b>	<b>49</b>
PENNANT HILLS				<b>NORTH SHORE</b>	W/O		

### ROUND 5

UNSW/ES	13	12	90	ILLAWARRA	12	2	74
<b>EAST COAST EAGLES</b>	<b>15</b>	<b>16</b>	<b>106</b>	PENNANT HILLS	6	3	39
WESTERN SUBURBS	5	3	33	<b>NORTH SHORE</b>	<b>9</b>	<b>15</b>	<b>69</b>
<b>ST IGNATIUS, RIVERVIEW</b>	<b>10</b>	<b>10</b>	<b>70</b>	ST GEORGE	10	7	67
<b>SYDNEY UNIVERSITY</b>	<b>24</b>	<b>17</b>	<b>161</b>	PENRITH	7	2	44

### ROUND 6

SYDNEY UNIVERSITY	15	10	100	UNSW/ES	2	6	18
PENRITH	8	8	56	ST IGNATIUS, RIVERVIEW	6	5	41
PENNANT HILLS	9	10	64	WESTERN SUBURBS	4	8	32
ST GEORGE	7	6	48	<b>NORTH SHORE</b>	<b>7</b>	<b>8</b>	<b>50</b>
<b>EAST COAST EAGLES</b>	<b>15</b>	<b>14</b>	<b>104</b>	ILLAWARRA	12	4	76

### ROUND 7

WESTERN SUBURBS	7	5	47	<b>EAST COAST EAGLES</b>	<b>17</b>	<b>14</b>	<b>116</b>
NORTH SHORE	6	10	46	<b>ST IGNATIUS, RIVERVIEW</b>	<b>8</b>	<b>10</b>	<b>58</b>
PENRITH	7	4	46	<b>ILLAWARRA</b>	<b>9</b>	<b>14</b>	<b>68</b>
UNSW/ES	6	3	39	<b>PENNANT HILLS</b>	<b>13</b>	<b>11</b>	<b>89</b>
<b>SYDNEY UNIVERSITY</b>	<b>14</b>	<b>10</b>	<b>94</b>	ST GEORGE	11	6	72

### ROUND 8

<b>PENNANT HILLS</b>	<b>6</b>	<b>10</b>	<b>46</b>	ILLAWARRA	5	12	42
WESTERN SUBURBS	4	13	37	<b>SYDNEY UNIVERSITY</b>	<b>10</b>	<b>8</b>	<b>68</b>
ST IGNATIUS, RIVERVIEW	4	9	33	<b>EAST COAST EAGLES</b>	<b>13</b>	<b>8</b>	<b>86</b>
<b>NORTH SHORE</b>	<b>15</b>	<b>13</b>	<b>103</b>	PENRITH	5	6	36
<b>ST GEORGE</b>	<b>16</b>	<b>15</b>	<b>111</b>	UNSW/ES	7	4	46

### ROUND 9

PENRITH	13	15	93	WESTERN SUBURBS	8	9	57
SYDNEY UNIVERSITY	6	5	41	<b>NORTH SHORE</b>	<b>14</b>	<b>9</b>	<b>93</b>
<b>PENNANT HILLS</b>	<b>13</b>	<b>11</b>	<b>89</b>	ST GEORGE	7	5	47
UNSW/ES	6	5	41	<b>EAST COAST EAGLES</b>	<b>17</b>	<b>13</b>	<b>115</b>
ILLAWARRA	12	13	85	<b>ST IGNATIUS, RIVERVIEW</b>	<b>12</b>	<b>13</b>	<b>85</b>

#### **ROUND 10**

<b>PENNANT HILLS</b>	<b>12</b>	<b>11</b>	<b>83</b>	SYDNEY UNIVERSITY	2	6	18
<b>ST GEORGE</b>	<b>14</b>	<b>9</b>	<b>93</b>	WESTERN SUBURBS	6	3	39
UNSW/ES	8	7	55	<b>ST IGNATIUS, RIVERVIEW</b>	<b>20</b>	<b>12</b>	<b>132</b>
<b>EAST COAST EAGLES</b>	<b>23</b>	<b>17</b>	<b>155</b>	PENRITH	1	1	7
ILLAWARRA	4	11	35	<b>NORTH SHORE</b>	<b>12</b>	<b>11</b>	<b>83</b>

#### **ROUND 11**

NORTH SHORE	13	13	91	<b>UNSW/ES</b>	<b>6</b>	<b>8</b>	<b>44</b>
<b>ST IGNATIUS, RIVERVIEW</b>	<b>4</b>	<b>7</b>	<b>31</b>	PENNANT HILLS	6	10	46
<b>PENRITH</b>	<b>10</b>	<b>11</b>	<b>71</b>	SYDNEY UNIVERSITY	10	22	82
EAST COAST EAGLES	20	18	138	<b>ST GEORGE</b>	<b>4</b>	<b>7</b>	<b>31</b>
<b>WESTERN SUBURBS</b>				<b>ILLAWARRA</b>	W/O		

#### **ROUND 12**

SYDNEY UNIVERSITY	8	4	52	<b>ST IGNATIUS, RIVERVIEW</b>	<b>8</b>	<b>11</b>	<b>59</b>
PENNANT HILLS	6	6	42	<b>EAST COAST EAGLES</b>	<b>13</b>	<b>8</b>	<b>86</b>
<b>ILLAWARRA</b>	<b>21</b>	<b>9</b>	<b>135</b>	PENRITH	6	6	42
UNSW/ES	5	8	38	<b>WESTERN SUBURBS</b>	<b>12</b>	<b>9</b>	<b>81</b>
<b>NORTH SHORE</b>	<b>13</b>	<b>9</b>	<b>87</b>	ST GEORGE	5	7	37

#### **ROUND 13**

<b>EAST COAST EAGLES</b>	<b>16</b>	<b>12</b>	<b>108</b>	NORTH SHORE	6	9	45
<b>ILLAWARRA</b>	<b>13</b>	<b>14</b>	<b>92</b>	UNSW/ES	2	4	16
ST GEORGE	4	4	28	<b>SYDNEY UNIVERSITY</b>	<b>7</b>	<b>5</b>	<b>47</b>
<b>ST IGNATIUS, RIVERVIEW</b>	<b>10</b>	<b>5</b>	<b>65</b>	WESTERN SUBURBS	9	6	60
PENRITH	4	6	30	<b>PENNANT HILLS</b>	<b>7</b>	<b>13</b>	<b>55</b>

#### **ROUND 14**

<b>WESTERN SUBURBS</b>	<b>11</b>	<b>8</b>	<b>74</b>	PENRITH	8	6	54
<b>UNSW/ES</b>	<b>8</b>	<b>7</b>	<b>55</b>	<b>ST GEORGE</b>	<b>8</b>	<b>7</b>	<b>55</b>
NORTH SHORE	8	5	53	<b>PENNANT HILLS</b>	<b>11</b>	<b>8</b>	<b>74</b>
SYDNEY UNIVERSITY	5	4	34	<b>EAST COAST EAGLES</b>	<b>19</b>	<b>13</b>	<b>127</b>
<b>ST IGNATIUS, RIVERVIEW</b>	<b>11</b>	<b>9</b>	<b>75</b>	ILLAWARRA	7	6	48

#### **ROUND 15**

<b>EAST COAST EAGLES</b>	<b>13</b>	<b>10</b>	<b>88</b>	ST IGNATIUS, RIVERVIEW	10	6	66
<b>NORTH SHORE</b>	<b>15</b>	<b>15</b>	<b>105</b>	<b>WESTERN SUBURBS</b>	8	6	54
SYDNEY UNIVERSITY	6	11	47	<b>PENNANT HILLS</b>	7	3	45
<b>UNSW/ES</b>	<b>20</b>	<b>11</b>	<b>131</b>	<b>PENRITH</b>	<b>10</b>	<b>11</b>	<b>71</b>
ST GEORGE	3	13	31	<b>ILLAWARRA</b>	<b>16</b>	<b>9</b>	<b>105</b>

#### **ROUND 16**

<b>ILLAWARRA</b>	<b>9</b>	<b>11</b>	<b>65</b>	EAST COAST EAGLES	7	19	61
UNSW/ES	6	11	47	<b>SYDNEY UNIVERSITY</b>	<b>9</b>	<b>12</b>	<b>66</b>
<b>PENRITH</b>	<b>16</b>	<b>13</b>	<b>109</b>	ST GEORGE	7	6	48
WESTERN SUBURBS	11	8	74	<b>PENNANT HILLS</b>	<b>13</b>	<b>7</b>	<b>85</b>
ST IGNATIUS, RIVERVIEW	5	11	41	<b>NORTH SHORE</b>	<b>13</b>	<b>12</b>	<b>90</b>

#### **ROUND 17**

<b>PENNANT HILLS</b>	<b>20</b>	<b>5</b>	<b>125</b>	UNSW/ES	9	6	60
ST GEORGE	6	7	43	<b>ST IGNATIUS, RIVERVIEW</b>	<b>13</b>	<b>7</b>	<b>85</b>
NORTH SHORE	7	9	51	<b>SYDNEY UNIVERSITY</b>	<b>8</b>	<b>9</b>	<b>57</b>
PENRITH	2	5	17	<b>EAST COAST EAGLES</b>	<b>23</b>	<b>6</b>	<b>144</b>
ILLAWARRA	12	10	82	<b>WESTERN SUBURBS</b>	<b>14</b>	<b>5</b>	<b>89</b>

#### **ROUND 18**

<b>EAST COAST EAGLES</b>	<b>15</b>	<b>13</b>	<b>103</b>	WESTERN SUBURBS	5	5	35
<b>ST IGNATIUS, RIVERVIEW</b>	<b>9</b>	<b>7</b>	<b>61</b>	PENRITH	6	7	43
<b>UNSW/ES</b>	<b>10</b>	<b>8</b>	<b>68</b>	NORTH SHORE	10	7	67
ST GEORGE	7	7	49	<b>PENNANT HILLS</b>	<b>10</b>	<b>3</b>	<b>63</b>
<b>SYDNEY UNIVERSITY</b>	<b>12</b>	<b>15</b>	<b>87</b>	ILLAWARRA	7	8	50

## DIVISION TWO

### ROUND 1

NOR WEST	10	2	62	<b>SYDNEY UNIVERSITY</b>	12	14	86
<b>AUBURN</b>	9	6	60	ST GEORGE	7	4	46
<b>PENRITH</b>	12	10	82	MOOREBANK	2	3	15
HOLROYD-PARRAMATTA	7	14	56	<b>BALMAIN</b>	10	4	64
CAMDEN	7	6	48	<b>MANLY-WARRINGAH</b>	12	6	78

### ROUND 2

<b>ST GEORGE</b>	13	14	92	MOOREBANK	12	8	80
<b>MANLY-WARRINGAH</b>	13	9	87	AUBURN	7	8	50
<b>NOR WEST</b>	13	10	88	HOLROYD-PARRAMATTA	7	7	49
<b>BALMAIN</b>	20	20	140	CAMDEN	3	6	24
<b>SYDNEY UNIVERSITY</b>	16	4	100	PENRITH	10	5	65

### ROUND 3

<b>PENRITH</b>	16	13	109	MANLY-WARRINGAH	4	14	38
CAMDEN	11	8	74	<b>ST GEORGE</b>	13	8	86
<b>HOLROYD-PARRAMATTA</b>	11	6	72	MOOREBANK	8	6	54
<b>BALMAIN</b>	14	16	100	NOR WEST	5	6	36
<b>AUBURN</b>	11	7	73	SYDNEY UNIVERSITY	8	5	53

### ROUND 4

MANLY-WARRINGAH	4	12	36	<b>SYDNEY UNIVERSITY</b>	18	9	117
MOOREBANK	5	2	32	<b>BALMAIN</b>	11	9	75
<b>HOLROYD-PARRAMATTA</b>	12	22	94	AUBURN	6	7	43
ST GEORGE	5	5	35	<b>PENRITH</b>	17	21	123
NOR WEST	11	17	83	CAMDEN	3	3	21

### ROUND 5

<b>ST GEORGE</b>	14	14	98	NOR WEST	11	8	74
CAMDEN	9	7	61	<b>AUBURN</b>	15	9	99
<b>SYDNEY UNIVERSITY</b>	18	10	118	MOOREBANK	7	14	56
MANLY-WARRINGAH	5	4	34	<b>HOLROYD-PARRAMATTA</b>	15	16	106
<b>BALMAIN</b>	15	14	104	PENRITH	13	8	86

### ROUND 6

NOR WEST	9	9	63	MANLY-WARRINGAH	2	5	17
PENRITH	12	14	86	HOLROYD-PARRAMATTA	5	4	34
CAMDEN	4	4	28	<b>SYDNEY UNIVERSITY</b>	9	15	69
<b>AUBURN</b>	8	8	56	BALMAIN	7	10	52
<b>MOOREBANK</b>	18	12	120	ST GEORGE	8	5	53

### ROUND 7

MANLY-WARRINGAH	12	1	73	<b>BALMAIN</b>	13	5	83
<b>SYDNEY UNIVERSITY</b>	23	11	149	ST GEORGE	6	12	48
<b>PENRITH</b>	12	10	82	AUBURN	4	9	33
<b>HOLROYD-PARRAMATTA</b>	14	10	94	CAMDEN	5	5	35
MOOREBANK	10	5	65	<b>NOR WEST</b>	12	7	79

### ROUND 8

ST GEORGE	9	5	59	<b>HOLROYD-PARRAMATTA</b>	12	5	77
MANLY WARRINGAH	8	7	55	<b>PENRITH</b>	13	15	93
<b>CAMDEN</b>	9	13	67	BALMAIN	5	12	42
<b>AUBURN</b>	10	8	68	MOOREBANK	5	14	44
SYDNEY UNIVERSITY	7	9	51	<b>NOR WEST</b>	14	10	94

### ROUND 9

<b>PENRITH</b>	15	19	109	NOR WEST	1	6	12
<b>AUBURN</b>	16	13	109	CAMDEN	10	7	67
<b>HOLROYD-PARRAMATTA</b>	16	10	106	SYDNEY UNIVERSITY	6	1	37
<b>MOOREBANK</b>	13	20	98	MANLY-WARRINGAH	4	3	27

<b>BALMAIN</b>	<b>15</b>	<b>16</b>	<b>106</b>	ST GEORGE	8	9	57
<b>ROUND 10</b>							
<b>ST GEORGE</b>	<b>10</b>	<b>3</b>	<b>63</b>	MANLY-WARRINGAH	9	8	62
CAMDEN	4	10	34	<b>MOOREBANK</b>	<b>6</b>	<b>12</b>	<b>48</b>
<b>SYDNEY UNIVERSITY</b>	<b>6</b>	<b>10</b>	<b>46</b>	AUBURN	6	6	42
<b>HOLROYD-PARRAMATTA</b>	<b>17</b>	<b>5</b>	<b>107</b>	PENRITH	6	9	45
NOR WEST	12	8	80	<b>BALMAIN</b>	<b>12</b>	<b>9</b>	<b>81</b>
<b>ROUND 11</b>							
<b>MANLY-WARRINGAH</b>	<b>19</b>	<b>13</b>	<b>127</b>	CAMDEN	4	5	29
<b>NOR WEST</b>	<b>16</b>	<b>10</b>	<b>106</b>	ST GEORGE	6	4	40
AUBURN	8	11	59	<b>HOLROYD-PARRAMATTA</b>	<b>13</b>	<b>10</b>	<b>88</b>
MOOREBANK	3	4	22	<b>PENRITH</b>	<b>8</b>	<b>13</b>	<b>61</b>
BALMAIN	<b>14</b>	<b>10</b>	<b>94</b>	SYDNEY UNIVERSITY	5	8	38
<b>ROUND 12</b>							
ST GEORGE	4	10	34	<b>AUBURN</b>	<b>15</b>	<b>9</b>	<b>99</b>
<b>PENRITH</b>	<b>14</b>	<b>16</b>	<b>100</b>	BALMAIN	6	4	40
CAMDEN	6	7	43	<b>NOR WEST</b>	<b>13</b>	<b>10</b>	<b>88</b>
<b>HOLROYD PARRAMATTA</b>	<b>15</b>	<b>14</b>	<b>104</b>	MANLY-WARRINGAH	4	1	25
MOOREBANK	5	5	35	<b>SYDNEY UNIVERSITY</b>	<b>9</b>	<b>11</b>	<b>65</b>
<b>ROUND 13</b>							
ST GEORGE	6	0	36	<b>SYDNEY UNIVERSITY</b>	<b>15</b>	<b>7</b>	<b>97</b>
<b>MANLY-WARRINGAH</b>	<b>14</b>	<b>7</b>	<b>91</b>	MOOREBANK	12	12	84
PENRITH	<b>15</b>	<b>20</b>	<b>110</b>	CAMDEN	3	3	21
AUBURN	<b>13</b>	<b>11</b>	<b>89</b>	NOR WEST	7	3	45
<b>BALMAIN</b>	<b>4</b>	<b>14</b>	<b>38</b>	<b>HOLROYD PARRAMATTA</b>	<b>5</b>	<b>8</b>	<b>38</b>
<b>ROUND 14</b>							
BALMAIN	7	11	53	<b>AUBURN</b>	<b>14</b>	<b>11</b>	<b>95</b>
NOR WEST	5	9	39	<b>PENRITH</b>	<b>13</b>	<b>6</b>	<b>84</b>
<b>SYDNEY UNIVERSITY</b>	<b>10</b>	<b>10</b>	<b>70</b>	MANLY WARRINGAH	7	6	48
<b>HOLROYD PARRAMATTA</b>	<b>13</b>	<b>5</b>	<b>83</b>	ST GEORGE	12	10	82
<b>MOOREBANK</b>	<b>14</b>	<b>8</b>	<b>92</b>	CAMDEN	7	10	52
<b>ROUND 15</b>							
<b>NOR WEST</b>				<b>MOOREBANK</b>	W/O		
<b>CAMDEN</b>				<b>HOLROYD PARRAMATTA</b>	W/O		
<b>AUBURN</b>				<b>PENRITH</b>	W/O		
<b>SYDNEY UNIVERSITY</b>				<b>BALMAIN</b>	W/O		
<b>MANLY-WARRINGAH</b>				<b>ST GEORGE</b>	W/O		
<b>ROUND 16</b>							
<b>ST GEORGE</b>	<b>8</b>	<b>10</b>	<b>58</b>	CAMDEN	6	7	43
<b>HOLROYD-PARRAMATTA</b>	<b>18</b>	<b>11</b>	<b>119</b>	NOR-WEST	3	10	28
<b>PENRITH</b>	<b>12</b>	<b>11</b>	<b>83</b>	SYDNEY UNIVERSITY	6	13	49
<b>AUBURN</b>	<b>14</b>	<b>14</b>	<b>98</b>	MANLY-WARRINGAH	6	7	43
BALMAIN	7	4	46	<b>MOOREBANK</b>	<b>12</b>	<b>15</b>	<b>87</b>
<b>ROUND 17</b>							
<b>BALMAIN</b>	<b>11</b>	<b>11</b>	<b>77</b>	MANLY-WARRINGAH	8	7	55
NOR-WEST	6	4	40	<b>AUBURN</b>	<b>11</b>	<b>9</b>	<b>75</b>
PENRITH	<b>25</b>	<b>8</b>	<b>158</b>	ST GEORGE	2	1	13
<b>SYDNEY UNIVERSITY</b>	<b>19</b>	<b>13</b>	<b>127</b>	CAMDEN	3	3	21
MOOREBANK	9	7	61	<b>HOLROYD-PARRAMATTA</b>	<b>13</b>	<b>7</b>	<b>85</b>
<b>ROUND 18</b>							
ST GEORGE	10	9	69	<b>BALMAIN</b>	<b>12</b>	<b>8</b>	<b>80</b>
CAMDEN	2	5	17	PENRITH	17	14	116
MANLY-WARRINGAH	<b>16</b>	<b>6</b>	<b>102</b>	NOR-WEST	3	12	30
MOOREBANK	6	6	42	<b>AUBURN</b>	<b>13</b>	<b>9</b>	<b>87</b>
<b>SYDNEY UNIVERSITY</b>	<b>11</b>	<b>8</b>	<b>74</b>	HOLROYD-PARRAMATTA	10	9	69

## DIVISION THREE

### ROUND 1

WESTERN SUBURBS	6	6	42	SOUTHERN POWER	11	11	77
UTS	7	5	47	UNSW/ES	12	10	82
EAST COAST EAGLES	9	11	65	SYDNEY UNIVERSITY	10	8	68
SAINTS A.F.C	18	12	120	NORTH SHORE	0	6	6
MACQUARIE UNIVERSITY	6	7	43	CAMPBELLTOWN	6	17	53

### ROUND 2

WESTERN SUBURBS	14	11	95	NORTH SHORE	6	7	43
CAMPBELLTOWN	1	1	7	UNSW/ES	31	15	201
SYDNEY UNIVERSITY	11	12	78	SAINTS A.F.C	10	8	68
SOUTHERN POWER	10	10	70	EAST COAST EAGLES	11	13	79
MACQUARIE UNIVERSITY	6	6	42	UTS	9	5	59

### ROUND 3

SOUTHERN POWER	6	5	41	UTS	12	17	89
PENNANT HILLS	7	15	57	MOOREBANK SPORTS	7	6	48
UNSW/ES	14	22	106	MACQUARIE UNIVERSITY	4	8	32
NOR WEST	17	12	114	PENRITH	8	2	50
HOLROYD PARRAMATTA				BYE			

### ROUND 4

SYDNEY UNIVERSITY	16	8	104	SOUTHERN POWER	10	18	78
UTS	31	21	207	HOLROYD PARRAMATTA	3	0	18
PENRITH	5	7	37	UNSW/ES	23	12	150
WESTERN SUBURBS				SAINTS A.F.C	W/O		
SOUTHERN POWER				UTS	W/O		

### ROUND 5

EAST COAST EAGLES	5	7	37	UNSW/ES	18	16	124
UTS	9	6	60	SYDNEY UNIVERSITY	5	14	44
NORTH SHORE	15	7	97	CAMPBELLTOWN	0	0	0
SAINTS A.F.C	20	8	128	SOUTHERN POWER	6	10	46
WESTERN SUBURBS	2	2	14	MACQUARIE UNIVERSITY	16	21	117

### ROUND 6

NORTH SHORE	2	6	18	MACQUARIE UNIVERSITY	21	21	147
UNSW/ES	12	13	85	SYDNEY UNIVERSITY	9	9	63
CAMPBELLTOWN	8	8	56	SOUTHERN POWER	9	9	63
UTS	15	8	98	WESTERN SUBURBS	6	2	38
EAST COAST EAGLES	4	11	35	SAINTS A.F.C	16	7	103

### ROUND 7

WESTERN SUBURBS	11	6	72	EAST COAST EAGLES	8	8	56
NORTH SHORE	8	8	56	UTS	17	17	119
CAMPBELLTOWN	10	12	72	MACQUARIE UNIVERSITY	11	5	71
SYDNEY UNIVERSITY	12	15	87	SOUTHERN POWER	9	6	60
UNSW/ES	14	10	94	SAINTS A.F.C	13	6	84

### ROUND 8

CAMPBELLTOWN	7	4	46	WESTERN SUBURBS	11	9	75
EAST COAST EAGLES	6	5	41	MACQUARIE UNIVERSITY	13	17	95
SYDNEY UNIVERSITY	18	19	127	NORTH SHORE	4	4	28
SOUTHERN POWER	10	10	70	UNSW/ES	8	7	55
SAINTS A.F.C	11	4	70	UTS	4	9	33

### ROUND 9

EAST COAST EAGLES	13	7	85	NORTH SHORE	6	11	47
MACQUARIE UNIVERSITY	14	10	94	SOUTHERN POWER	12	12	84
SAINTS A.F.C	5	8	38	SYDNEY UNIVERSITY	11	10	76
UTS	13	9	87	CAMPBELLTOWN	6	7	43
UNSW/ES	20	8	128	WESTERN SUBURBS	7	3	45

#### **ROUND 10**

NORTH SHORE	3	12	30
SOUTHERN POWER	3	12	30
SYDNEY UNIVERSITY	5	8	38
<b>UNSW/ES</b>	<b>20</b>	<b>25</b>	<b>145</b>
<b>UTS</b>	<b>19</b>	<b>21</b>	<b>135</b>

<b>WESTERN SUBURBS</b>	<b>14</b>	<b>17</b>	<b>101</b>
<b>SAINTS A.F.C</b>	<b>10</b>	<b>15</b>	<b>75</b>
<b>EAST COAST EAGLES</b>	<b>7</b>	<b>7</b>	<b>49</b>
CAMPBELLTOWN	4	6	30
MACQUARIE UNIVERSITY	6	5	41

#### **ROUND 11**

WESTERN SUBURBS	9	3	57
NORTH SHORE	4	3	27
<b>CAMPBELLTOWN</b>	<b>9</b>	<b>4</b>	<b>58</b>
MACQUARIE UNIVERSITY	7	8	50
EAST COAST EAGLES	9	6	60

<b>UTS</b>	<b>15</b>	<b>11</b>	<b>101</b>
<b>UNSW/ES</b>	<b>28</b>	<b>24</b>	<b>192</b>
SAINTS A.F.C	7	8	50
<b>SYDNEY UNIVERSITY</b>	<b>12</b>	<b>14</b>	<b>86</b>
<b>SOUTHERN POWER</b>	<b>10</b>	<b>12</b>	<b>72</b>

#### **ROUND 12**

NORTH SHORE	1	1	7
EAST COAST EAGLES	5	1	31
CAMPBELLTOWN	5	9	39
<b>SAINTS A.F.C</b>	<b>10</b>	<b>7</b>	<b>67</b>
<b>UNSW/ES</b>	<b>20</b>	<b>14</b>	<b>134</b>

<b>SOUTHERN POWER</b>	<b>14</b>	<b>11</b>	<b>95</b>
<b>UTS</b>	<b>16</b>	<b>9</b>	<b>105</b>
<b>SYDNEY UNIVERSITY</b>	<b>9</b>	<b>14</b>	<b>68</b>
WESTERN SUBURBS	8	11	59
MACQUARIE UNIVERSITY	13	3	81

#### **ROUND 13**

<b>SOUTHERN POWER</b>	<b>13</b>	<b>6</b>	<b>84</b>
WESTERN SUBURBS	5	5	35
<b>UNSW/ES</b>	<b>16</b>	<b>9</b>	<b>105</b>
<b>UTS</b>	<b>24</b>	<b>24</b>	<b>168</b>
<b>MACQUARIE UNIVERSITY</b>	<b>10</b>	<b>4</b>	<b>64</b>

CAMPBELLTOWN	9	5	59
<b>SYDNEY UNIVERSITY</b>	<b>9</b>	<b>9</b>	<b>63</b>
EAST COAST EAGLES	8	8	56
NORTH SHORE	1	7	13
SAINTS A.F.C	8	12	60

#### **ROUND 14**

NORTH SHORE	3	0	18
<b>UTS</b>	<b>14</b>	<b>18</b>	<b>102</b>
<b>WESTERN SUBURBS</b>	<b>17</b>	<b>4</b>	<b>106</b>
SYDNEY UNIVERSITY	6	2	38
<b>MACQUARIE UNIVERSITY</b>	<b>8</b>	<b>11</b>	<b>59</b>

<b>SAINTS A.F.C</b>	<b>19</b>	<b>15</b>	<b>129</b>
SOUTHERN POWER	3	7	25
CAMPBELLTOWN	7	8	50
<b>UNSW/ES</b>	<b>19</b>	<b>17</b>	<b>131</b>
EAST COAST EAGLES	6	9	45

#### **ROUND 15**

CAMPBELLTOWN			
<b>MACQUARIE UNIVERSITY</b>	<b>9</b>	<b>18</b>	<b>72</b>
<b>UNSW/ES</b>	<b>21</b>	<b>19</b>	<b>145</b>
<b>SOUTHERN POWER</b>	<b>12</b>	<b>7</b>	<b>79</b>
<b>SAINTS A.F.C</b>	<b>13</b>	<b>8</b>	<b>86</b>

<b>NORTH SHORE</b>	W/O		
WESTERN SUBURBS	6	6	42
UTS	5	4	34
SYDNEY UNIVERSITY	8	12	60
EAST COAST EAGLES	7	9	51

#### **ROUND 16**

<b>EAST COAST EAGLES</b>	<b>8</b>	<b>14</b>	<b>62</b>
SYDNEY UNIVERSITY	10	10	70
SAINTS A.F.C	10	6	66
<b>SOUTHERN POWER</b>	<b>16</b>	<b>13</b>	<b>109</b>
<b>MACQUARIE UNIVERSITY</b>	<b>16</b>	<b>17</b>	<b>113</b>

CAMPBELLTOWN	6	7	43
<b>UTS</b>	<b>11</b>	<b>5</b>	<b>71</b>
<b>UNSW/ES</b>	<b>13</b>	<b>13</b>	<b>91</b>
WESTERN SUBURBS	6	3	39
NORTH SHORE	4	7	31

#### **ROUND 17**

NORTH SHORE	3	6	24
<b>SOUTHERN POWER</b>	<b>15</b>	<b>13</b>	<b>103</b>
WESTERN SUBURBS	3	4	22
<b>UTS</b>	<b>17</b>	<b>10</b>	<b>112</b>
<b>SYDNEY UNIVERSITY</b>	<b>13</b>	<b>20</b>	<b>98</b>

<b>EAST COAST EAGLES</b>	<b>23</b>	<b>17</b>	<b>155</b>
MACQUARIE UNIVERSITY	7	2	44
<b>UNSW/ES</b>	<b>16</b>	<b>12</b>	<b>108</b>
SAINTS A.F.C	6	6	42
CAMPBELLTOWN	8	5	53

#### **ROUND 18**

<b>UNSW/ES</b>	<b>10</b>	<b>9</b>	<b>69</b>
NORTH SHORE			
EAST COAST EAGLES	5	9	39
CAMPBELLTOWN	4	0	24
SAINTS A.F.C	2	5	17

SOUTHERN POWER	7	7	49
<b>SYDNEY UNIVERSITY</b>	<b>Forf</b>		
<b>WESTERN SUBURBS</b>	<b>7</b>	<b>7</b>	<b>49</b>
<b>UTS</b>	<b>14</b>	<b>12</b>	<b>96</b>
<b>MACQUARIE UNIVERSITY</b>	<b>14</b>	<b>17</b>	<b>101</b>

## DIVISION FOUR

### ROUND 1

NOR WEST	8	10	58	UNSW/ES	10	12	72
AUBURN	0	6	6	MANLY-WARRINGAH	8	19	67
PENRITH	8	4	52	MOOREBANK	7	5	47
HOLROYD-PARRAMATTA	7	6	48	MACQUARIE UNIVERSITY	11	13	79
UTS				BYE			

### ROUND 2

NOR WEST	11	13	79	HOLROYD-PARRAMATTA	13	11	89
AUBURN	3	11	29	MOOREBANK	14	12	96
MACQUARIE UNIVERSITY	20	10	130	UTS	7	7	49
PENRITH	17	14	116	UNSW/ES	3	8	26
MANLY-WARRINGAH				BYE			

### ROUND 3

PENRITH	15	21	111	MANLY-WARRINGAH	3	2	20
HOLROYD-PARRAMATTA	5	6	36	MOOREBANK	5	8	38
MACQUARIE UNIVERSITY	8	12	60	UNSW/ES	2	9	21
UTS				NOR WEST	W/O		
AUBURN				BYE			

### ROUND 4

MANLY WARRINGAH				UTS	W/O		
NOR WEST				MACQUARIE UNIVERSITY	W/O		
MOOREBANK	13	6	84	UNSW/ES	3	7	25
HOLROYD-PARRAMATTA	15	15	105	AUBURN	8	7	55
PENRITH				BYE			

### ROUND 5

UTS	12	19	91	MOOREBANK	4	10	34
UNSW/ES	11	17	83	AUBURN	5	7	37
MANLY-WARRINGAH	7	16	58	HOLROYD-PARRAMATTA	14	8	92
MACQUARIE UNIVERSITY	13	11	89	PENRITH	10	7	67
NOR WEST				BYE			

### ROUND 6

NOR WEST	7	8	50	MANLY-WARRINGAH	5	10	40
PENRITH	8	9	57	HOLROYD-PARRAMATTA	5	4	34
AUBURN	5	10	40	MACQUARIE UNIVERSITY	14	22	106
UTS	15	12	102	UNSW/ES	3	5	23
MOOREBANK				BYE			

### ROUND 7

HOLROYD-PARRAMATTA	7	14	56	UTS	9	9	63
PENRITH	20	23	143	AUBURN	2	7	19
MOOREBANK	13	10	88	NOR WEST	8	7	55
UNSW/ES	18	10	118	MANLY-WARRINGAH	0	0	0
MACQUARIE UNIVERSITY				BYE			

### ROUND 8

MANLY-WARRINGAH	9	8	62	PENRITH	11	6	72
AUBURN	12	17	89	NOR WEST	9	10	64
UNSW/ES	10	14	74	HOLROYD-PARRAMATTA	6	12	48
MACQUARIE UNIVERSITY	10	9	69	MOOREBANK	7	11	53
UTS				BYE			

### ROUND 9

PENRITH	15	12	102	NOR WEST	9	10	64
UTS	23	20	158	AUBURN	6	7	43
MOOREBANK	10	11	71	MANLY-WARRINGAH	7	6	48
UNSW/ES	9	7	61	MACQUARIE UNIVERSITY	19	10	124
HOLROYD-PARRAMATTA				BYE			

#### ROUND 10

<b>UNSW/ES</b>	<b>18</b>	<b>15</b>	<b>123</b>	<b>MOOREBANK</b>	<b>6</b>	<b>9</b>	<b>45</b>
<b>HOLROYD-PARRAMATTA</b>	<b>4</b>	<b>6</b>	<b>30</b>	<b>PENRITH</b>	<b>10</b>	<b>20</b>	<b>80</b>
<b>MANLY-WARRINGAH</b>	<b>12</b>	<b>19</b>	<b>91</b>	<b>AUBURN</b>	<b>7</b>	<b>5</b>	<b>47</b>
<b>UTS</b>	<b>8</b>	<b>11</b>	<b>59</b>	<b>MACQUARIE UNIVERSITY</b>	<b>8</b>	<b>12</b>	<b>60</b>
<b>NOR WEST</b>				<b>BYE</b>			

#### ROUND 11

<b>NOR WEST</b>	<b>13</b>	<b>4</b>	<b>82</b>	<b>UTS</b>	<b>8</b>	<b>5</b>	<b>53</b>
<b>AUBURN</b>	<b>6</b>	<b>9</b>	<b>45</b>	<b>HOLROYD-PARRAMATTA</b>	<b>12</b>	<b>10</b>	<b>82</b>
<b>MOOREBANK</b>	<b>2</b>	<b>5</b>	<b>17</b>	<b>PENRITH</b>	<b>13</b>	<b>12</b>	<b>90</b>
<b>MACQUARIE UNIVERSITY</b>	<b>10</b>	<b>16</b>	<b>76</b>	<b>MANLY-WARRINGAH</b>	<b>7</b>	<b>8</b>	<b>50</b>
<b>UNSW/ES</b>				<b>BYE</b>			

#### ROUND 12

<b>PENRITH</b>	<b>15</b>	<b>6</b>	<b>96</b>	<b>UTS</b>	<b>6</b>	<b>3</b>	<b>39</b>
<b>UNSW/ES</b>	<b>13</b>	<b>10</b>	<b>88</b>	<b>NOR WEST</b>	<b>10</b>	<b>11</b>	<b>71</b>
<b>HOLROYD-PARRAMATTA</b>	<b>17</b>	<b>8</b>	<b>110</b>	<b>MANLY-WARRINGAH</b>	<b>9</b>	<b>5</b>	<b>59</b>
<b>MOOREBANK</b>	<b>11</b>	<b>14</b>	<b>80</b>	<b>AUBURN</b>	<b>6</b>	<b>6</b>	<b>42</b>
<b>MACQUARIE UNIVERSITY</b>				<b>BYE</b>			

#### ROUND 13

<b>MANLY-WARRINGAH</b>	<b>9</b>	<b>16</b>	<b>70</b>	<b>MOOREBANK</b>	<b>7</b>	<b>7</b>	<b>49</b>
<b>AUBURN</b>	<b>8</b>	<b>14</b>	<b>62</b>	<b>UNSW/ES</b>	<b>4</b>	<b>5</b>	<b>29</b>
<b>UTS</b>	<b>18</b>	<b>13</b>	<b>121</b>	<b>HOLROYD-PARRAMATTA</b>	<b>7</b>	<b>3</b>	<b>45</b>
<b>MACQUARIE UNIVERSITY</b>	<b>20</b>	<b>15</b>	<b>135</b>	<b>NOR WEST</b>	<b>8</b>	<b>8</b>	<b>56</b>
<b>PENRITH</b>				<b>BYE</b>			

#### ROUND 14

<b>NOR WEST</b>	<b>8</b>	<b>3</b>	<b>51</b>	<b>PENRITH</b>	<b>14</b>	<b>14</b>	<b>98</b>
<b>UTS</b>	<b>10</b>	<b>16</b>	<b>76</b>	<b>MANLY-WARRINGAH</b>	<b>7</b>	<b>7</b>	<b>49</b>
<b>HOLROYD-PARRAMATTA</b>	<b>10</b>	<b>7</b>	<b>67</b>	<b>UNSW/ES</b>	<b>5</b>	<b>6</b>	<b>36</b>
<b>MOOREBANK</b>	<b>16</b>	<b>16</b>	<b>112</b>	<b>MACQUARIE UNIVERSITY</b>	<b>6</b>	<b>2</b>	<b>38</b>
<b>AUBURN</b>				<b>BYE</b>			

#### ROUND 15

<b>UNSW/ES</b>				<b>UTS</b>	<b>W/O</b>		
<b>NOR WEST</b>				<b>MOOREBANK</b>	<b>W/O</b>		
<b>AUBURN</b>				<b>PENRITH</b>	<b>W/O</b>		
<b>MACQUARIE UNIVERSITY</b>				<b>HOLROYD PARRAMATTA</b>	<b>W/O</b>		
<b>MANLY-WARRINGAH</b>				<b>BYE</b>			

#### ROUND 16

<b>HOLROYD-PARRAMATTA</b>	<b>14</b>	<b>7</b>	<b>91</b>	<b>NOR-WEST</b>	<b>15</b>	<b>8</b>	<b>98</b>
<b>PENRITH</b>	<b>7</b>	<b>9</b>	<b>51</b>	<b>MACQUARIE UNIVERSITY</b>	<b>9</b>	<b>6</b>	<b>60</b>
<b>AUBURN</b>	<b>13</b>	<b>7</b>	<b>85</b>	<b>UTS</b>	<b>7</b>	<b>13</b>	<b>55</b>
<b>MANLY-WARRINGAH</b>	<b>11</b>	<b>10</b>	<b>76</b>	<b>UNSW/ES</b>	<b>5</b>	<b>10</b>	<b>40</b>
<b>MOOREBANK</b>				<b>BYE</b>			

#### ROUND 17

<b>NOR-WEST</b>	<b>18</b>	<b>10</b>	<b>118</b>	<b>AUBURN</b>	<b>3</b>	<b>5</b>	<b>23</b>
<b>UTS</b>	<b>8</b>	<b>9</b>	<b>57</b>	<b>PENRITH</b>	<b>16</b>	<b>11</b>	<b>107</b>
<b>MANLY-WARRINGAH</b>	<b>9</b>	<b>7</b>	<b>61</b>	<b>MACQUARIE UNIVERSITY</b>	<b>20</b>	<b>14</b>	<b>134</b>
<b>MOOREBANK</b>	<b>12</b>	<b>18</b>	<b>90</b>	<b>HOLROYD-PARRAMATTA</b>	<b>5</b>	<b>5</b>	<b>35</b>
<b>UNSW/ES</b>				<b>BYE</b>			

#### ROUND 18

<b>UNSW/ES</b>	<b>5</b>	<b>6</b>	<b>36</b>	<b>PENRITH</b>	<b>16</b>	<b>16</b>	<b>112</b>
<b>MANLY-WARRINGAH</b>	<b>10</b>	<b>6</b>	<b>66</b>	<b>NOR-WEST</b>	<b>11</b>	<b>4</b>	<b>70</b>
<b>MACQUARIE UNIVERSITY</b>	<b>23</b>	<b>10</b>	<b>148</b>	<b>AUBURN</b>	<b>6</b>	<b>0</b>	<b>36</b>
<b>MOOREBANK</b>	<b>12</b>	<b>10</b>	<b>82</b>	<b>UTS</b>	<b>9</b>	<b>8</b>	<b>62</b>
<b>HOLROYD-PARRAMATTA</b>				<b>BYE</b>			

## DIVISION FIVE

### ROUND 1

HOLROYD-PARRAMATTA	5	6	36	<b>SAINTS A.F.C</b>	<b>15</b>	<b>13</b>	<b>103</b>
CAMDEN	7	6	48	<b>MANLY-WARRINGAH</b>	<b>13</b>	<b>8</b>	<b>86</b>
<b>MACQUARIE UNIVERSITY</b>	<b>7</b>	<b>16</b>	<b>58</b>	MOOREBANK	6	11	47
<b>SOUTHERN POWER</b>	<b>12</b>	<b>14</b>	<b>86</b>	SYDNEY UNIVERSITY	9	6	60

### ROUND 2

<b>SOUTHERN POWER</b>	<b>18</b>	<b>13</b>	<b>121</b>	MOOREBANK	3	6	24
<b>MANLY-WARRINGAH</b>	<b>15</b>	<b>13</b>	<b>103</b>	SAINTS A.F.C	6	8	44
<b>SYDNEY UNIVERSITY</b>	<b>12</b>	<b>18</b>	<b>90</b>	CAMDEN	3	9	27
<b>MACQUARIE UNIVERSITY</b>	<b>17</b>	<b>22</b>	<b>124</b>	HOLROYD-PARRAMATTA	3	3	21

### ROUND 3

HOLROYD-PARRAMATTA	6	8	44	<b>MOOREBANK</b>	<b>17</b>	<b>16</b>	<b>118</b>
<b>SOUTHERN POWER</b>	<b>13</b>	<b>19</b>	<b>97</b>	MANLY-WARRINGAH	2	2	14
CAMDEN	5	3	33	<b>SAINTS A.F.C</b>	<b>17</b>	<b>8</b>	<b>110</b>
MACQUARIE UNIVERSITY	2	10	22	<b>SYDNEY UNIVERSITY</b>	<b>7</b>	<b>17</b>	<b>59</b>

### ROUND 4

<b>MOOREBANK</b>	<b>9</b>	<b>8</b>	<b>62</b>	CAMDEN	9	4	58
HOLROYD-PARRAMATTA	5	9	39	<b>SOUTHERN POWER</b>	<b>13</b>	<b>18</b>	<b>96</b>
<b>MANLY-WARRINGAH</b>	<b>8</b>	<b>8</b>	<b>56</b>	MACQUARIE UNIVERSITY	8	5	53
<b>SAINTS A.F.C</b>	<b>14</b>	<b>16</b>	<b>100</b>	SYDNEY UNIVERSITY	2	6	18

### ROUND 5

<b>MANLY-WARRINGAH</b>	<b>14</b>	<b>8</b>	<b>92</b>	HOLROYD-PARRAMATTA	6	7	43
<b>CAMDEN</b>	<b>7</b>	<b>10</b>	<b>52</b>	MACQUARIE UNIVERSITY	5	7	37
SAINTS A.F.C	8	8	56	<b>SOUTHERN POWER</b>	<b>16</b>	<b>8</b>	<b>104</b>
<b>SYDNEY UNIVERSITY</b>	<b>6</b>	<b>10</b>	<b>46</b>	MOOREBANK	4	10	34

### ROUND 6

CAMDEN	7	7	49	<b>SYDNEY UNIVERSITY</b>	<b>12</b>	<b>13</b>	<b>85</b>
<b>MACQUARIE UNIVERSITY</b>	<b>21</b>	<b>23</b>	<b>149</b>	HOLROYD-PARRAMATTA	4	2	26
MANLY-WARRINGAH	4	10	34	<b>SAINTS A.F.C</b>	<b>21</b>	<b>24</b>	<b>150</b>
<b>SOUTHERN POWER</b>	<b>8</b>	<b>7</b>	<b>55</b>	MOOREBANK	2	3	15

### ROUND 7

SYDNEY UNIVERSITY	10	8	68	<b>SOUTHERN POWER</b>	<b>15</b>	<b>10</b>	<b>100</b>
<b>MOOREBANK</b>	<b>16</b>	<b>14</b>	<b>110</b>	MANLY-WARRINGAH	6	5	41
HOLROYD-PARRAMATTA	5	2	32	<b>CAMDEN</b>	<b>22</b>	<b>14</b>	<b>146</b>
MACQUARIE UNIVERSITY	6	10	46	<b>SAINTS A.F.C</b>	<b>8</b>	<b>6</b>	<b>54</b>

### ROUND 8

<b>SYDNEY UNIVERSITY</b>	<b>26</b>	<b>27</b>	<b>183</b>	HOLROYD-PARRAMATTA	2	3	15
CAMDEN	3	4	22	<b>SOUTHERN POWER</b>	<b>16</b>	<b>15</b>	<b>111</b>
SAINTS A.F.C	6	11	47	<b>MOOREBANK</b>	<b>11</b>	<b>10</b>	<b>76</b>
<b>MANLY-WARRINGAH</b>	<b>19</b>	<b>17</b>	<b>131</b>	MACQUARIE UNIVERSITY	4	2	26

### ROUND 9

<b>MOOREBANK</b>	<b>11</b>	<b>15</b>	<b>81</b>	SYDNEY UNIVERSITY	6	6	42
HOLROYD-PARRAMATTA	6	6	42	<b>SAINTS A.F.C</b>	<b>7</b>	<b>8</b>	<b>50</b>
<b>MACQUARIE UNIVERSITY</b>	<b>8</b>	<b>8</b>	<b>56</b>	CAMDEN	3	6	24
MANLY-WARRINGAH	2	3	15	<b>SOUTHERN POWER</b>	<b>20</b>	<b>23</b>	<b>143</b>

### ROUND 10

<b>SOUTHERN POWER</b>	<b>10</b>	<b>11</b>	<b>71</b>	SAINTS A.F.C	1	9	15
HOLROYD-PARRAMATTA	3	6	24	<b>MANLY-WARRINGAH</b>	<b>12</b>	<b>16</b>	<b>88</b>
CAMDEN	1	2	8	<b>MOOREBANK</b>	<b>14</b>	<b>13</b>	<b>97</b>
<b>SYDNEY UNIVERSITY</b>	<b>16</b>	<b>21</b>	<b>117</b>	MACQUARIE UNIVERSITY	2	3	15

#### **ROUND 11**

<b>MANLY-WARRINGAH</b>	<b>17</b>	<b>13</b>	<b>115</b>	CAMDEN	6	4	40
<b>MOOREBANK</b>	<b>20</b>	<b>17</b>	<b>137</b>	HOLROYD-PARRAMATTA	2	4	16
MACQUARIE UNIVERSITY	6	4	40	<b>SOUTHERN POWER</b>	<b>11</b>	<b>8</b>	<b>74</b>
<b>SAINTS A.F.C</b>	<b>11</b>	<b>15</b>	<b>81</b>	SYDNEY UNIVERSITY	6	6	42

#### **ROUND 12**

HOLROYD-PARRAMATTA	3	6	24	<b>SYDNEY UNIVERSITY</b>	<b>15</b>	<b>24</b>	<b>114</b>
<b>MOOREBANK</b>				MANLY-WARRINGAH	Forf		
CAMDEN	5	1	31	<b>SOUTHERN POWER</b>	<b>15</b>	<b>22</b>	<b>112</b>
SAINTS A.F.C	10	6	66	<b>MACQUARIE UNIVERSITY</b>	<b>12</b>	<b>21</b>	<b>93</b>

#### **ROUND 13**

<b>SOUTHERN POWER</b>				HOLROYD PARRAMATTA	Forf		
<b>MACQUARIE UNIVERSITY</b>	<b>11</b>	<b>15</b>	<b>81</b>	CAMDEN	7	5	47
SYDNEY UNIVERSITY	3	4	22	<b>MANLY-WARRINGAH</b>	<b>8</b>	<b>14</b>	<b>62</b>
<b>MOOREBANK</b>	<b>8</b>	<b>15</b>	<b>63</b>	SAINTS A.F.C	5	8	38

#### **ROUND 14**

<b>SYDNEY UNIVERSITY</b>	<b>12</b>	<b>18</b>	<b>90</b>	CAMDEN	6	7	43
HOLROYD-PARRAMATTA	0	3	3	<b>MANLY-WARRINGAH</b>	<b>27</b>	<b>16</b>	<b>178</b>
<b>MOOREBANK</b>	<b>8</b>	<b>8</b>	<b>56</b>	MACQUARIE UNIVERSITY	7	3	45
SAINTS A.F.C	6	9	45	<b>SOUTHERN POWER</b>	<b>14</b>	<b>11</b>	<b>95</b>

#### **ROUND 15**

CAMDEN				<b>HOLROYD-PARRAMATTA</b>	W/O		
SAINTS A.F.C				<b>MANLY-WARRINGAH</b>	W/O		
SYDNEY UNIVERSITY				<b>MACQUARIE UNIVERSITY</b>	W/O		
<b>MOOREBANK</b>				<b>SOUTHERN POWER</b>	W/O		

#### **ROUND 16**

HOLROYD-PARRAMATTA	2	2	14	<b>MACQUARIE UNIVERSITY</b>	<b>22</b>	<b>14</b>	<b>146</b>
<b>SOUTHERN POWER</b>	<b>15</b>	<b>11</b>	<b>101</b>	SYDNEY UNIVERSITY	4	5	29
<b>SAINTS A.F.C</b>	<b>10</b>	<b>18</b>	<b>78</b>	CAMDEN	6	9	45
<b>MANLY-WARRINGAH</b>	<b>15</b>	<b>19</b>	<b>109</b>	MOOREBANK	10	7	67

#### **ROUND 17**

<b>SYDNEY UNIVERSITY</b>	<b>9</b>	<b>12</b>	<b>66</b>	SAINTS A.F.C	5	3	33
<b>SOUTHERN POWER</b>	<b>16</b>	<b>13</b>	<b>109</b>	CAMDEN	3	5	23
<b>MOOREBANK</b>	<b>23</b>	<b>21</b>	<b>159</b>	HOLROYD-PARRAMATTA	2	2	14
MACQUARIE UNIVERSITY	8	8	56	<b>MANLY-WARRINGAH</b>	<b>9</b>	<b>10</b>	<b>64</b>

#### **ROUND 18**

<b>SOUTHERN POWER</b>	<b>17</b>	<b>24</b>	<b>126</b>	MACQUARIE UNIVERSITY	3	1	19
MANLY-WARRINGAH	5	10	40	<b>SYDNEY UNIVERSITY</b>	<b>9</b>	<b>8</b>	<b>62</b>
<b>SAINTS A.F.C</b>	<b>17</b>	<b>19</b>	<b>121</b>	HOLROYD-PARRAMATTA	6	6	42
CAMDEN	8	6	54	<b>MOOREBANK SPORTS</b>	<b>16</b>	<b>13</b>	<b>109</b>

## UNDER 18 CHALLENGE CUP

### ROUND 1

HOLROYD-PARRAMATTA	6	10	46	MANLY-WARRINGAH	10	8	68
EAST COAST EAGLES	10	22	82	MOOREBANK	9	8	62
MAC UNI WARRIORS				MAC UNI KOOKAS	Forf		
SOUTHERN POWER	11	10	76	BALMAIN	8	10	58
CAMPBELLTOWN				BYE			

### ROUND 2

CAMPBELLTOWN	26	14	170	MOOREBANK	2	2	14
SOUTHERN POWER	24	21	165	EAST COAST EAGLES	2	2	14
MAC UNI KOOKAS	5	9	39	MANLY-WARRINGAH	17	15	117
BALMAIN	11	8	74	MAC UNI WARRIORS	13	18	96
HOLROYD-PARRAMATTA				BYE			

### ROUND 3

HOLROYD-PARRAMATTA	0	0	0	MOOREBANK	3	11	29
SOUTHERN POWER	9	6	60	MANLY-WARRINGAH	4	11	35
MAC UNI KOOKAS	2	2	14	CAMPBELLTOWN	16	15	111
MAC UNI WARRIORS	14	18	102	EAST COAST EAGLES	7	4	46
BALMAIN				BYE			

### ROUND 4

MOOREBANK	8	10	58	SOUTHERN POWER	12	4	76
MANLY-WARRINGAH	16	12	108	BALMAIN	12	12	84
CAMPBELLTOWN	10	13	73	EAST COAST EAGLES	3	8	26
HOLROYD-PARRAMATTA	14	18	102	MAC UNI KOOKAS	6	11	47
MAC UNI WARRIORS				BYE			

### ROUND 5

MANLY-WARRINGAH	9	12	66	EAST COAST EAGLES	10	14	74
MAC UNI WARRIORS	5	7	37	CAMPBELLTOWN	13	17	95
BALMAIN	15	20	110	MOOREBANK	9	8	62
SOUTHERN POWER	10	12	72	HOLROYD-PARRAMATTA	18	6	114
MAC UNI KOOKAS				BYE			

### ROUND 6

CAMPBELLTOWN	11	10	76	SOUTHERN POWER	6	7	43
MAC UNI KOOKAS				BALMAIN	Forf		
MANLY-WARRINGAH	5	4	34	HOLROYD-PARRAMATTA	9	14	68
MOOREBANK	6	10	46	MAC UNI WARRIORS	15	13	103
EAST COAST EAGLES				BYE			

### ROUND 7

HOLROYD-PARRAMATTA	8	12	60	BALMAIN	10	9	69
MANLY WARRINGAH	12	11	83	CAMPBELLTOWN	14	7	91
MAC UNI WARRIORS	21	19	145	SOUTHERN POWER	6	6	42
EAST COAST EAGLES	19	22	136	MAC UNI KOOKAS	3	4	22
MOOREBANK				BYE			

### ROUND 8

EAST COAST EAGLES	3	6	24	HOLROYD-PARRAMATTA	23	9	147
CAMPBELLTOWN	20	10	130	BALMAIN	4	1	25
MANLY-WARRINGAH	14	14	98	MAC UNI WARRIORS	12	9	81
MAC UNI KOOKAS	2	8	20	MOOREBANK	19	16	130
SOUTHERN POWER				BYE			

### ROUND 9

MAC UNI KOOKAS	4	8	32	SOUTHERN POWER	17	15	117
MOOREBANK	10	12	72	MANLY-WARRINGAH	10	13	73
HOLROYD-PARRAMATTA	5	4	34	CAMPBELLTOWN	13	12	90
BALMAIN	15	10	100	EAST COAST EAGLES	8	2	50
MAC UNI WARRIORS				BYE			

#### ROUND 10

SOUTHERN POWER	5	8	38
HOLROYD-PARRAMATTA	11	10	76
EAST COAST EAGLES	4	5	29
<b>MANLY-WARRINGAH</b>	<b>36</b>	<b>19</b>	<b>235</b>
<b>BALMAIN</b>			

<b>MOOREBANK</b>	<b>12</b>	<b>9</b>	<b>81</b>
<b>MAC UNI WARRIORS</b>	<b>18</b>	<b>10</b>	<b>118</b>
<b>CAMPBELLTOWN</b>	<b>11</b>	<b>19</b>	<b>85</b>
MAC UNI KOOKAS	0	2	2
BYE			

#### ROUND 11

MOOREBANK	7	5	47
<b>CAMPBELLTOWN</b>	<b>32</b>	<b>13</b>	<b>205</b>
EAST COAST EAGLES	10	16	76
<b>BALMAIN</b>	<b>11</b>	<b>14</b>	<b>80</b>
<b>MANLY WARRINGAH</b>			

<b>HOLROYD-PARRAMATTA</b>	<b>10</b>	<b>8</b>	<b>68</b>
MAC UNI KOOKAS	4	1	25
<b>MAC UNI WARRIORS</b>	<b>11</b>	<b>13</b>	<b>79</b>
SOUTHERN POWER	10	7	67
BYE			

#### ROUND 12

<b>HOLROYD-PARRAMATTA</b>	<b>10</b>	<b>12</b>	<b>72</b>
EAST COAST EAGLES	10	11	71
MAC UNI KOOKAS	6	3	39
MOOREBANK	3	7	25
<b>CAMPBELLTOWN</b>			

SOUTHERN POWER	8	6	54
<b>MANLY-WARRINGAH</b>	<b>17</b>	<b>5</b>	<b>107</b>
<b>MAC UNI WARRIORS</b>	<b>17</b>	<b>12</b>	<b>114</b>
<b>BALMAIN</b>	<b>21</b>	<b>17</b>	<b>143</b>
BYE			

#### ROUND 13

<b>MAC UNI WARRIORS</b>	<b>18</b>	<b>10</b>	<b>118</b>
<b>CAMPBELLTOWN</b>	<b>17</b>	<b>21</b>	<b>123</b>
<b>SOUTHERN POWER</b>	<b>30</b>	<b>17</b>	<b>197</b>
BALMAIN	6	7	43
<b>MACQUARIE UNIVERSITY</b>			

MOOREBANK	5	6	36
MANLY WARRINGAH	7	2	44
MAC UNI KOOKAS	1	2	8
<b>HOLROYD-PARRAMATTA</b>	<b>12</b>	<b>9</b>	<b>81</b>
BYE			

#### ROUND 14

HOLROYD-PARRAMATTA	5	6	36
MOOREBANK	3	6	24
<b>MAC UNI WARRIORS</b>	<b>15</b>	<b>13</b>	<b>103</b>
<b>BALMAIN</b>	<b>27</b>	<b>18</b>	<b>180</b>
<b>SOUTHERN POWER</b>			

<b>EAST COAST EAGLES</b>	<b>8</b>	<b>7</b>	<b>55</b>
<b>CAMPBELLTOWN</b>	<b>19</b>	<b>12</b>	<b>126</b>
MANLY-WARRINGAH	7	8	50
MAC UNI KOOKAS	1	1	7
BYE			

#### ROUND 15

<b>EAST COAST EAGLES</b>			
<b>MAC UNI KOOKAS</b>			
<b>MANLY-WARRINGAH</b>			
<b>CAMPBELLTOWN</b>			
<b>MOOREBANK</b>			

<b>BALMAIN</b>	W/O		
<b>HOLROYD-PARRAMATTA</b>	W/O		
<b>SOUTHERN POWER</b>	W/O		
<b>MAC UNI WARRIORS</b>	W/O		
BYE			

#### ROUND 16

SOUTHERN POWER	3	2	20
MAC UNI KOOKAS			
<b>MANLY-WARRINGAH</b>	<b>30</b>	<b>16</b>	<b>196</b>
BALMAIN	8	7	55
<b>HOLROYD-PARRAMATTA</b>			

<b>MAC UNI WARRIORS</b>	<b>10</b>	<b>2</b>	<b>62</b>
<b>EAST COAST EAGLES</b>	Forf		
MOOREBANK	5	5	35
<b>CAMPBELLTOWN</b>	<b>18</b>	<b>14</b>	<b>122</b>
BYE			

#### ROUND 17

<b>HOLROYD-PARRAMATTA</b>	<b>8</b>	<b>7</b>	<b>55</b>
BALMAIN	4	6	30
SOUTHERN POWER			
MOOREBANK	6	7	43
<b>MAC UNI KOOKAS</b>			

MAC UNI WARRIORS	7	11	53
<b>MANLY-WARRINGAH</b>	<b>26</b>	<b>18</b>	<b>174</b>
<b>CAMPBELLTOWN</b>	Forf		
<b>EAST COAST EAGLES</b>	<b>11</b>	<b>7</b>	<b>73</b>
BYE			

#### ROUND 18




<b>EAST COAST EAGLES</b>	<b>14</b>	<b>8</b>	<b>92</b>
<b>CAMPBELLTOWN</b>	<b>15</b>	<b>17</b>	<b>107</b>
<b>MOOREBANK</b>	<b>23</b>	<b>16</b>	<b>154</b>
<b>MAC UNI WARRIORS</b>	<b>9</b>	<b>10</b>	<b>64</b>
<b>MANLY WARRINGAH</b>			

SOUTHERN POWER	8	4	52
HOLROYD-PARRAMATTA	0	6	6
MAC UNI KOOKAS	5	6	36
BALMAIN	7	10	52
BYE			




## **CLUB STATISTICS**







### *Players Used*

	Total	Total	Senior	Reserves	U18s	Thirds	Fourths	Fifths	U18's Played 1st Grade	U18's Played Other Senior
<b>Auburn</b>	2	71	44	53					2	3
<b>Balmain Dockers</b>	3	112	43	58	38				3	2
<b>Camden</b>	2	86	44	69					2	1
<b>Campbelltown</b>	3	126	62	75	33				14	3
<b>East Coast</b>	5	160	39	55	65	50			8	1
<b>Holroyd Parramatta</b>	4	154	46	77	31	91			8	12
<b>Illawarra</b>	3	112	40	66	34				7	7
<b>Macquarie Uni</b>	6	209	49	80	52	70	71		4	4
<b>Manly Warringah</b>	5	188	42	67	30	86	86		1	6
<b>Moorebank Sports</b>	4	151	55	69	39	71			6	6
<b>Nor West</b>	2	81	45	63					3	1
<b>North Shore</b>	4	149	48	76	37	55			7	4
<b>Pennant Hills</b>	3	102	49	52	33				12	2
<b>Penrith</b>	3	101	43	51	33				1	0
<b>Riverview</b>	1	37			37					
<b>Saints afc</b>	2	95	56	72					1	0
<b>Southern Power</b>	4	151	45	69	37	60			3	0
<b>St George</b>	3	106	38	59	45				10	10
<b>Sydney Uni</b>	6	219	46	55	34	70	80	80	5	3
<b>UNSW/ES</b>	5	194	41	70	32	52	56		3	7
<b>UTS</b>	4	178	48	71		85	89		0	0
<b>Western Suburbs</b>	4	132	45	55	35	59			11	6

<p><b>Auburn Tigers</b> Senior Coach – Eid Kassem <b>Seniors – Division Two</b> 5<sup>th</sup> – 12 wins, 6 losses Best &amp; Fairest – Abraham Kassem Leading Goalkicker – Salem Kassem (59 goals) <b>Reserves – Division Four</b> 9<sup>th</sup> – 3 wins, 12 losses Best &amp; Fairest – Alaa-Aldin Aouf Leading Goalkicker – Omar Abdullatif (18 goals) <i>Club Person of the Year</i> – Bilal Hussein</p> 	<p><b>Balmain Dockers</b> Senior Coach – Nic Fosdike <b>Seniors – Premier Division</b> 2<sup>nd</sup> – 17 wins, 5 losses Best &amp; Fairest – Travis Stevens Leading Goalkicker – Jason Saddington (56 goals) <b>Reserves – Division Two</b> 2<sup>nd</sup> – 14 wins, 6 losses, 1 draw Best &amp; Fairest – Kyle Underwood Leading Goalkicker – Andrew Kyprianou (79 goals) <b>Under 18's – Challenge Cup</b> 7<sup>th</sup> – 6 wins, 9 losses Best &amp; Fairest – Bradley Plug Leading Goalkicker – Bradley Plug (35 goals) <i>Club Person of the Year</i> – Dion Burke/Jason Fretwell</p> 
<p><b>Camden Cats</b> Senior Coach – Chris Hunt <b>Seniors – Division Two</b> 10<sup>th</sup> – 1 win, 16 losses Best &amp; Fairest – Josiah Ayling Leading Goalkicker – Chris Ravlich (19 goals) <b>Reserves – Division Five</b> 7<sup>th</sup> – 2 wins, 15 losses Best &amp; Fairest – Scott Laid Leading Goalkicker – Ben Wright (34 goals) <i>Club Person of the Year</i> – Warren Back</p> 	<p><b>Campbelltown Blues</b> Senior Coach – Brad Freney <b>Seniors – Premier Division</b> 11<sup>th</sup> – 0 wins, 18 losses Best &amp; Fairest – Marcus Linsen Leading Goalkicker – Matthew Moore (16 goals) <b>Reserves – Division Three</b> 9<sup>th</sup> – 3 wins, 14 losses Best &amp; Fairest – Chantha Pal Leading Goalkicker – Benjamin Reid &amp; Chantha Pal (8 goals) <b>Under 18's – Challenge Cup</b> 1<sup>st</sup> – 17 wins, 0 losses Best &amp; Fairest – Tyson Sims Leading Goalkicker – Tyson Sims (48 goals) <i>Club Person of the Year</i> – Greg and Terry Neilsen</p> 
<p><b>East Coast Eagles</b> Senior Coach – Glenn Garner <b>Seniors – Premier Division</b> 1<sup>st</sup> – 17 wins, 2 losses, 1 draw Best &amp; Fairest – Jamie Vlatko Leading Goalkicker – Jamie Vlatko (78 goals) <b>Reserves – Division One</b> 6<sup>th</sup> – 9 wins, 8 losses Best &amp; Fairest – James Ford Leading Goalkicker – Jason Duss (18 goals) <b>Thirds – Division Three</b> 7<sup>th</sup> – 6 wins, 11 losses Best &amp; Fairest – Hayden Bengier Leading Goalkicker – Jared Patira (26 goals) <b>Under 18's – Premier Cup</b> 2<sup>nd</sup> – 17 wins, 2 losses, 1 draw Best &amp; Fairest – Nick Crowe Leading Goalkicker – Ethan Barclay (76 goals) <b>Under 18's – Challenge Cup</b> 5<sup>th</sup> – 7 wins, 9 losses Best &amp; Fairest – Stephen Tumminello Leading Goalkicker – Blake Russell (15 goals) <i>Club Person of the Year</i> – Garry and Bronwyn Bailey</p> 	<p><b>Holroyd-Parramatta Goannas</b> Senior Coach – Shane Jorgenson <b>Seniors – Division Two</b> 3<sup>rd</sup> – 13 wins, 6 losses, 1 draw Best &amp; Fairest – Craig Geddes Leading Goalkicker – Greg Adams (41 goals) <b>Reserves – Division Four</b> 5<sup>th</sup> – 6 wins, 10 losses Best &amp; Fairest – Nathan McLean Leading Goalkicker – Luke Mansbridge (40 goals) <b>Thirds – Division Five</b> 8<sup>th</sup> – 0 wins, 17 losses Best &amp; Fairest – Mark Bursa Leading Goalkicker – Russell Witt (16 goals) <b>Under 18's – Challenge Cup</b> 4<sup>th</sup> – 9 wins, 8 losses Best &amp; Fairest – Jarryd Smith Leading Goalkicker – Jordan Pidgeon (50 goals) <i>Club Person of the Year</i> – Justin Cuneen</p> 

<p><b>Illawarra Lions</b>  Senior Coach – Trevor Burnett  <b>Seniors – Premier Division</b>  6<sup>th</sup> – 8 wins, 10 losses  Best &amp; Fairest – Jeremy Daniher  Leading Goalkicker – Ryan Price (51 goals)  <b>Reserves – Division One</b>  11<sup>th</sup> – 1 win, 16 losses  Best &amp; Fairest – Marc Day  Leading Goalkicker – Peter Lloyd (14 goals)  <b>Under 18's – Premier Cup</b>  6<sup>th</sup> – 6 wins, 10 losses, 1 draw  Best &amp; Fairest – Kade Drury  Leading Goalkicker – Jake Errey (23 goals)  Club Person of the Year – Daniel McClure</p> 	<p><b>Macquarie University Warriors</b>  Senior Coach – Lindsay Bassani  <b>Seniors – Division One</b>  3<sup>rd</sup> – 12 wins, 8 losses  Best &amp; Fairest – Dylan Brogan  Leading Goalkicker – Stephen Brooks &amp; Brett Harland (31 goals)  <b>Reserves – Division Three</b>  6<sup>th</sup> – 9 wins, 9 losses  Best &amp; Fairest – Gavin Nixon  Leading Goalkicker – Lindsay Bassani (24 goals)  <b>Thirds – Division Four</b>  3<sup>rd</sup> – 13 wins, 4 losses  Best &amp; Fairest – Carter Mullins  Leading Goalkicker – Rowan Pryor (52 goals)  <b>Fourth's – Division Five</b>  6<sup>th</sup> – 7 wins, 10 losses  Best &amp; Fairest – John Dellit  Leading Goalkicker – Andrew Kent (46 goals)  <b>Under 18's Warriors – Challenge Cup</b>  3<sup>rd</sup> – 13 wins, 5 losses  Best &amp; Fairest – Fredrik Skulley  Leading Goalkicker – Fredrik Skulley (27 goals)  <b>Under 18's Kookas – Challenge Cup</b>  9<sup>th</sup> – 1 win, 14 losses  Best &amp; Fairest – Chris Mitchell  Leading Goalkicker – Spencer Carrington (8 goals)  Club Person of the Year – Suzanne Ryan</p> 
<p><b>Manly Warringah Wolves</b>  Senior Coach – Leigh Brain  <b>Seniors – Division One</b>  1<sup>st</sup> – 17 wins, 2 losses  Best &amp; Fairest – Jacob Graham  Leading Goalkicker – Levi Brain (50 goals)  <b>Reserves – Division Two</b>  8<sup>th</sup> – 5 wins, 12 losses  Best &amp; Fairest – Daniel Pearson  Leading Goalkicker – Jarrah Balderstone, Ben Hawkins, and Jamie McDougall (11 goals)  <b>Thirds – Division Four</b>  8<sup>th</sup> – 5 wins, 10 losses  Best &amp; Fairest – Jasper Lambe  Leading Goalkicker – Robert Comans (7 goals)  <b>Fourth's – Division Five</b>  2<sup>nd</sup> – 13 wins, 7 losses  Best &amp; Fairest – Charlie Levy  Leading Goalkicker – Matthew Rawle (46 goals)  <b>Under 18's– Challenge Cup</b>  2<sup>nd</sup> – 11 wins, 8 losses  Best &amp; Fairest – Nathan Bosschieter  Leading Goalkicker – Nathan Bosschieter (47 goals)  Club Person of the Year – Deb and Norm Randall</p> 	<p><b>Moorebank Magpies</b>  Senior Coach – Adam Moore  <b>Seniors – Division Two</b>  7<sup>th</sup> – 5 wins, 12 losses  Best &amp; Fairest – Rhys Horton  Leading Goalkicker – Shaun Wicken (33 goals)  <b>Reserves – Division Four</b>  1<sup>st</sup> – 12 wins, 7 losses  Best &amp; Fairest – Victor Pham  Leading Goalkicker – Jake Weston (41 goals)  <b>Thirds – Division Five</b>  3<sup>rd</sup> – 12 wins, 7 losses  Best &amp; Fairest – Daniel Balderston  Leading Goalkicker – Matthew Foster (21 goals)  <b>Under 18's– Challenge Cup</b>  8<sup>th</sup> – 4 wins, 12 losses  Best &amp; Fairest – Taylor Currant  Leading Goalkicker – Brad Clark (15 goals)  Club Person of the Year – Deborah Kimpton</p> 

<p><b>Nor West Jets</b>  Senior Coach – Garry Bull  <b>Seniors – Division Two</b>  6<sup>th</sup> – 7 wins, 10 losses  Best &amp; Fairest – Joshua Cass  Leading Goalkicker – Jacob Berry (20 goals)  <b>Reserves – Division Four</b>  7<sup>th</sup> – 5 wins, 8 losses  Best &amp; Fairest – Stephen Chase  Leading Goalkicker – Andrew Travers (17 goals)  <i>Club Person of the Year</i> – Gail &amp; Glen Moynihan</p> 	<p><b>North Shore Bombers</b>  Senior Coach – Rohan Graham  <b>Seniors – Premier Division</b>  4<sup>th</sup> – 13 wins, 7 losses  Best &amp; Fairest – Seb Paynter  Leading Goalkicker – Daniel Roberts (43 goals)  <b>Reserves – Division One</b>  9<sup>th</sup> – 6 wins, 11 losses  Best &amp; Fairest – Scott Easey  Leading Goalkicker – Brock Hatton (20 goals)  <b>Thirds – Division Three</b>  10<sup>th</sup> – 1 win, 16 losses  Best &amp; Fairest – Hugh Cashmore  Leading Goalkicker – Ben Skelton &amp; James Riordan (8 goals)  <b>Under 18's – Premier Cup</b>  4<sup>th</sup> – 11 wins, 7 losses, 1 draw  Best &amp; Fairest – Erol Sertbas  Leading Goalkicker – Lachlan Harris (22 goals)  <i>Club Person of the Year</i> – Alan Fitzgerald</p> 
<p><b>Pennant Hills Demons</b>  Senior Coach – Kevin Eynaud  <b>Seniors – Premier Division</b>  5<sup>th</sup> – 12 wins, 7 losses  Best &amp; Fairest – Kieran Wright  Leading Goalkicker – Brandon Jack (28 goals)  <b>Reserves – Division One</b>  8<sup>th</sup> – 7 wins, 10 losses  Best &amp; Fairest – Matt Carter  Leading Goalkicker – Daniel Keating (26 goals)  <b>Under 18's – Premier Cup</b>  3<sup>rd</sup> – 13 wins, 7 losses  Best &amp; Fairest – Chris Baglin  Leading Goalkicker – Mathew Baglin (18 goals)  <i>Club Person of the Year</i> – Maria Campbell</p> 	<p><b>Penrith Rams</b>  Senior Coach – Geoff Payne  <b>Seniors – Division Two</b>  1<sup>st</sup> – 16 wins, 3 losses  Best &amp; Fairest – Dale Chivas  Leading Goalkicker – Dale Chivas (59 goals)  <b>Reserves – Division Four</b>  2<sup>nd</sup> – 14 wins, 3 losses  Best &amp; Fairest – Nathan Rowley  Leading Goalkicker – Jason Bradley (51 goals)  <b>Under 18's – Premier Cup</b>  9<sup>th</sup> – 4 wins, 14 losses  Best &amp; Fairest – Jack Ponton  Leading Goalkicker – Ben McGovern (39 goals)  <i>Club Person of the Year</i> – Rob Swarbrick</p> 
<p><b>Saints afc</b>  Senior Coach – Michael Dunlea  <b>Seniors – Division Three</b>  5<sup>th</sup> – 9 wins, 9 losses  Best &amp; Fairest – Michael Dunlea  Leading Goalkicker – Craig Barnes (25 goals)  <b>Reserves – Division Five</b>  5<sup>th</sup> – 9 wins, 8 losses  Best &amp; Fairest – Peter Conduit  Leading Goalkicker – Kyle Nugent (18 goals)  <i>Club Person of the Year</i> – Grant Bartholomaeus and Merv Danne</p> 	<p><b>Southern Power</b>  Senior Coach – Rod Craig &amp; Simon Closter  <b>Seniors – Division One</b>  2<sup>nd</sup> – 16 wins, 5 losses  Best &amp; Fairest – Matthew Graham  Leading Goalkicker – Alan Fritsch (55 goals)  <b>Reserves – Division Three</b>  4<sup>th</sup> – 11 wins, 8 losses  Best &amp; Fairest – Trent Alexander  Leading Goalkicker – Lyndon Hall (46 goals)  <b>Thirds – Division Five</b>  1<sup>st</sup> – 19 wins, 0 losses  Best &amp; Fairest – Daniel Stanton  Leading Goalkicker – Ryan Libbis (52 goals)  <b>Under 18's – Challenge Cup</b>  6<sup>th</sup> – 6 wins, 9 losses  Best &amp; Fairest – Maddis Bishop  Leading Goalkicker – Timothy Cashman (26 goals)  <i>Club Person of the Year</i> – Andrew Cluff &amp; Rebekah Lucas</p> 

<p><b>St Ignatius College, Riverview</b> Under 18s Coach – Brett Somerville <b>Under 18's – Premier Cup</b> Premiers – 11 wins, 5 losses, 2 draws Best &amp; Fairest – James Pascoe Leading Goalkicker – Mitchell Woods (47 goals)</p> 	<p><b>St George Dragons</b> Senior Coach – Terry Mudge <b>Seniors – Premier Division</b> 7<sup>th</sup> – 8 wins, 10 losses Best &amp; Fairest – Steve Wilsen Leading Goalkicker – Nick Ryan (34 goals) <b>Reserves – Division Two</b> 9<sup>th</sup> – 5 wins, 12 losses Best &amp; Fairest – Luke Maunder Leading Goalkicker – Richard Talbot (25 goals) <b>Under 18's – Premier Cup</b> 8<sup>th</sup> – 4 wins, 13 losses, 1 draw Best &amp; Fairest – Sean Bowen Leading Goalkicker – Alexander Brooks (36 goals) <i>Club Person of the Year</i> – Jenny Bloor</p> 
<p><b>Sydney University Students</b> Senior Coach – Roger Moten <b>Seniors – Premier Division</b> 3<sup>rd</sup> – 14 wins, 6 losses, 1 draw Best &amp; Fairest – Ben Mankarious &amp; Tim Barton Leading Goalkicker – Adam Campbell (41 goals) <b>Reserves – Division One</b> 4<sup>th</sup> – 12 wins, 7 losses Best &amp; Fairest – Dominic Vincent Leading Goalkicker – Desmond Worrell (33 goals) <b>Thirds – Division Two</b> 4<sup>th</sup> – 12 wins, 7 losses Best &amp; Fairest – Ryan Kennedy Leading Goalkicker – Troy Cole (78 goals) <b>Fourths – Division Three</b> 2<sup>nd</sup> – 14 wins, 8 losses Best &amp; Fairest – Stephen Lloyd Leading Goalkick – C. Reid &amp; T. Werner-Gibbings (18) <b>Fifths – Division Five</b> 4<sup>th</sup> – 10 wins, 8 losses Best &amp; Fairest – Kyle Parker Leading Goalkicker – Chris Wilde (16 goals) <b>Under 18's – Premier Cup</b> 5<sup>th</sup> – 12 wins, 7 losses Best &amp; Fairest – James Webster Leading Goalkicker – Richard Hall (33 goals) <i>Club Person of the Year</i> – Cameron Greatbatch</p> 	<p><b>UNSW/Eastern Suburbs Bulldogs</b> Senior Coach – Tom Hill <b>Seniors – Premier Division</b> 8<sup>th</sup> – 7 wins, 11 losses Best &amp; Fairest – Max Collett Leading Goalkicker – Leigh Lavery (37 goals) <b>Reserves – Division One</b> 7<sup>th</sup> – 7 wins, 9 losses Best &amp; Fairest – Aaron Bantoft Leading Goalkicker – Cameron McKinlay (20 goals) <b>Thirds – Division Three</b> 1<sup>st</sup> – 19 wins, 1 loss Best &amp; Fairest – Daniel Roth Leading Goalkicker – Casey Stephens (59 goals) <b>Fourths – Division Four</b> 6<sup>th</sup> – 6 wins, 9 losses Best &amp; Fairest – Sebastian Hardy Leading Goalkicker – Joshua Martin (15 goals) <b>Under 18's – Premier Cup</b> 10<sup>th</sup> – 3 wins, 14 losses, 1 draw Best &amp; Fairest – Fletcher Rowe Leading Goalkicker – Ryan Farrelly (34 goals) <i>Club Person of the Year</i> – Paul Simonsen</p> 
<p><b>UTS Bats</b> Senior Coach – Michael Hosking <b>Seniors – Premier Division</b> 10<sup>th</sup> – 3 wins, 15 losses Best &amp; Fairest – Tom Steinfert Leading Goalkicker – Andrew Davis (28 goals) <b>Reserves – Division One</b> 5<sup>th</sup> – 9 wins, 8 losses Best &amp; Fairest – Shaun Silver Leading Goalkicker – Richard Benson (19 goals) <b>Thirds – Division Three</b> 3<sup>rd</sup> – 14 wins, 5 losses Best &amp; Fairest – Steven Boyd Leading Goalkicker – George Capozzi (29 goals) <b>Fourths – Division Four</b> 4<sup>th</sup> – 7 wins, 8 losses Best &amp; Fairest – Robert Malcolm &amp; Padraig Browne Leading Goalkicker – Jonathon Bocking (24 goals) <i>Club Person of the Year</i> – Adrian Sibbick</p> 	<p><b>Western Suburbs Magpies</b> Senior Coach – Peter Free <b>Seniors – Premier Division</b> 9<sup>th</sup> – 5 wins, 13 losses Best &amp; Fairest – Ryan Barrett Leading Goalkicker – Matthew Eurell (34 goals) <b>Reserves – Division One</b> 10<sup>th</sup> – 2 wins, 15 losses Best &amp; Fairest – David Green Leading Goalkicker – Thomas O'Neil (26 goals) <b>Thirds – Division Three</b> 8<sup>th</sup> – 6 wins, 11 losses Best &amp; Fairest – Arron De Brouwer Leading Goalkicker – Max Margan (36 goals) <b>Under 18's – Premier Cup</b> 7<sup>th</sup> – 5 wins, 11 losses, 1 draw Best &amp; Fairest – Jarryd Polley Leading Goalkicker – Christien Specha (37 goals) <i>Club Person of the Year</i> – David Cusick</p> 

## **BENCHMARKING**

### ***Competition***

Year	Total Clubs	Total Teams	Total Playing No's	Senior Teams	Senior Playing No's	U18s Teams	U18s Playing No's
2011	22	78	2914	59	2269	19	645
2010	22	71	2674	54	2097	17	577
2009	20	68	2451	49	1841	19	610
2008	20	63	2270	46	1739	17	531
2007	19	62	2155	45		17	

### ***Divisionalisation***

Divisionalisation was introduced in 2009 in an attempt to obtain more competitive competition across all grades.

This meant that the competitions became team based as opposed to club based.

### ***Average Winning Margins***

	2007	2008	2009	2010	2011
<b>Premier Division</b>	50	48	45	55	48
<b>Division One</b>	53	78	55	51	47
<b>Division Two</b>	78	69	70	54	45
<b>Division Three</b>	83	87	63	59	55
<b>Division Four</b>	77	72	75	64	45
<b>Division Five</b>					57
<b>U18 Premier Cup</b>	61	42	65	55	43
<b>U18 Challenge Cup</b>	50	47	59	71	66

### ***Wins & Percentage (exc Premier Division & U18's)***

Wins		<3	3-5	6-8	9-11	12-14	>15	Teams
2008	No	7	4	5	7	5	8	36
	%	19	11	14	19	14	22	
2009	No	6	8	5	8	6	6	39
	%	15	21	13	21	15	15	
2010	No	4	9	8	9	9	6	45
	%	9	20	18	20	20	13	
2011	No	6	7	10	11	11	3	48
	%	12	15	21	23	23	6	
<b>Percentage</b>		<b>&lt;50</b>	<b>50-100</b>	<b>100-150</b>	<b>150-200</b>	<b>200-300</b>	<b>&gt;300</b>	
2008	No	8	8	6	5	5	4	36
	%	22	22	17	14	14	11	
2009	No	8	10	8	4	6	3	39
	%	21	26	21	10	15	8	
2010	No	7	15	8	8	5	2	45
	%	16	33	18	18	11	4	
2011	No	6	15	18	4	4	1	48
	%	13	31	38	8	8	2	

## Club Success

Club	Last Senior Finals	Last Senior Premiers	Last Any Premiers	Club	Last Senior Finals	Last Senior Premiers	Last Any Premiers
Auburn	2011	2010	2010 - Sen	Balmain	2011	1998	2006- U18s CC
Camden	Nil	Nil	Nil	Campbelltown	2009	1999	2011 – U18s CC
East Coast	2011	2011	2011 - Sen	Holroyd Parramatta	2011	2001	2001- Sen
Illawarra	2004	2004	2004- Sen	Macquarie Uni	2011	2009	2009- Sen
Manly Warringah	2011	2011	2011 - Sen	Moorebank	2010	2010	2011 – Res
Nor West	2010	2006	2006- Sen	North Shore	2011	2007	2009- U18s PC
Pennant Hills	2011	2008	2008- Sen	Penrith	2011	2011	2011- Sen
Saints a/c	2011	Nil	Nil	Southern Power	2011	2010	2011- 3rds
Riverview	N/A	N/A	2011- U18s PC	St George	2008	1993	2004- U18s PC
Sydney Uni	2011	2005	2010- U18s PC	UNSW/ES	2009	2003	2011 – 3rds
UTS	2010	2010	2010- Sen	Western Suburbs	2010	1996	1996- Sen

## Under 18's

### Analysis

Year	Teams	Players	Ave per Team	Ave Per Game	No Times Full List (ave per team)	Forf	Played Prior Year	Played Prior Year, not next year
2011	19	645	37.9	19.7	6.5	4	255	81
2010	17	577	33.9	19.3	7.5	13	232	105
2009	19	610	32.1	17.8	7.2	10	230	87
2008	17	531	31.2					

Year	17 yo	16yo	15yo	14yo	Pathway Listed	Outside Pathway	New
2011	244	267	134	N/A	255	35	86
2010	222	228	100	27	230	8	98
2009	246	221	107	36	N/A	63	73

### Club Pathway Policy

Year	Listed Players 17yo	Played For listed club – 17yo	Played For another club – 17yo (within P'way)	Played For another club – 17yo (outside P'way)	Listed Players 16yo	Played For listed club – 16yo	Played For another club – 16yo (within P'way)	Played For another club – 16yo (outside P'way)
2011	172	137	3	3	222	128	5	10
2010	172	128	0	3	167	114	7	3

Year	Cleared on Appeal	Listed Players Didn't Play
2011	1	105
2010	2	91

### Under 16s → Under 18's

Year	Outgoing U16's	Played U18's	Retention Rate
2011	422	267	63.27%
2010	414	228	55.07%

### Under 18's → Senior Football

Year	U18's Play 1 <sup>st</sup> Grade	U18's Play Other Seniors	Players Ineligible for U18's	Players Ineligible for U18's who played Seniors next year	Retention Rate
2011	111	78	217	117	50.69%
2010	91	141	246	119	48.37%

### ***AFL Sydney Survey Results***

1. How would you rate the 2011 season?

<b>Responses</b>	<b>Poor</b>	<b>Average</b>	<b>Good</b>	<b>Very Good</b>	<b>Excellent</b>	<b>Rating Avg</b>
198	3.5% (7)	12.6% (25)	30.8% (61)	44.4% (88)	8.6% (17)	3.42

2. Divisionalisation has improved AFL Sydney?

<b>Responses</b>	<b>Strongly Disagree</b>	<b>Disagree</b>	<b>Undecided</b>	<b>Agree</b>	<b>Strongly Agree</b>	<b>Rating Avg</b>
197	6.1% (12)	10.2% (20)	19.8% (39)	39.1% (77)	24.9% (49)	3.66

3. The Club Pathway Policy is important to AFL Sydney

<b>Responses</b>	<b>Strongly Disagree</b>	<b>Disagree</b>	<b>Undecided</b>	<b>Agree</b>	<b>Strongly Agree</b>	<b>Rating Avg</b>
189	5.8% (11)	6.3% (12)	31.7% (60)	38.1% (72)	18.0% (34)	3.56

4. How would you rate the Phelan Medal Night?

<b>Responses</b>	<b>Poor</b>	<b>Average</b>	<b>Good</b>	<b>Very Good</b>	<b>Excellent</b>	<b>Rating Avg</b>
151	2.6% (4)	14.6% (22)	41.7% (63)	32.5% (49)	8.6% (13)	3.30

5. How would you rate the Entertainer at the Phelan Medal Night?

<b>Responses</b>	<b>Poor</b>	<b>Average</b>	<b>Good</b>	<b>Very Good</b>	<b>Excellent</b>	<b>Rating Avg</b>
148	2.0% (3)	13.5% (20)	41.9% (62)	27.0% (40)	15.5% (23)	3.41

6. How would you rate the MC at the Phelan Medal Night?

Responses	Poor	Average	Good	Very Good	Excellent	Rating Avg
148	15.5% (23)	29.7% (44)	36.5% (54)	15.5% (23)	2.7% (4)	2.60

7. How would you rate the presentation of AFL Sydney Grand Finals?

Responses	Poor	Average	Good	Very Good	Excellent	Rating Avg
178	2.8% (5)	11.2% (20)	41.0% (73)	36.5% (65)	8.4% (15)	3.37

8. A strong and expansive Representative Program is important to AFL Sydney

Responses	Strongly Disagree	Disagree	Undecided	Agree	Strongly Agree	Rating Avg
193	2.6% (5)	3.1% (6)	9.3% (18)	55.4% (107)	29.5% (57)	4.06

9. How would you rate the Prescribed Penalty system?

Responses	Poor	Average	Good	Very Good	Excellent	Rating Avg
168	6.0% (10)	22.0% (37)	54.2% (91)	13.7% (23)	4.2% (7)	2.88

10. How would you rate the performance of the AFL Sydney Tribunal?

Responses	Poor	Average	Good	Very Good	Excellent	Rating Avg
164	8.5% (14)	23.2% (38)	56.7% (93)	7.9% (13)	3.7% (6)	2.75

11. How would you rate AFL Sydney Meetings?

Responses	Poor	Average	Good	Very Good	Excellent	Rating Avg
127	3.9% (5)	27.6% (35)	59.1% (75)	8.7% (11)	0.8% (1)	2.75

12. How would you rate the facilities in AFL Sydney?

Responses	Poor	Average	Good	Very Good	Excellent	Rating Avg
175	8.0% (14)	34.9% (61)	40.0% (70)	13.7% (24)	3.4% (6)	2.70

13. Please rate the performance of AFL Sydney Umpires

Responses	Poor	Average	Good	Very Good	Excellent	Rating Avg
181	14.4% (26)	33.7% (61)	34.8% (63)	12.7% (23)	4.4% (8)	2.59

14. Please rate the performance of AFL Sydney Club Umpires

Responses	Poor	Average	Good	Very Good	Excellent	Rating Avg
171	14.0% (24)	38.6% (66)	38.6% (66)	7.0% (12)	1.8% (3)	2.44

15. Please rate the AFL Sydney Club Umpires Program

Responses	Poor	Average	Good	Very Good	Excellent	Rating Avg
156	7.1% (11)	33.3% (52)	49.4% (77)	7.7% (12)	2.6% (4)	2.65

16. How would you rate the information provided on the AFL Sydney website?

<b>Responses</b>	<b>Poor</b>	<b>Average</b>	<b>Good</b>	<b>Very Good</b>	<b>Excellent</b>	<b>Rating Avg</b>
177	1.1% (2)	14.7% (26)	35.0% (62)	33.9% (60)	15.3% (27)	3.47

17. Where do you get your information regarding AFL Sydney? (more than one option can be ticked)

	<b>Response Percent</b>	<b>Response Count</b>
<b>AFL Sydney Website</b>	98.3%	177
<b>Club Website</b>	53.9%	97
<b>Facebook</b>	23.9%	43
<b>Twitter</b>	5.0%	9
<b>Other</b>	8.9%	16

18. How do you rate the AFL Sydney Football Record?

<b>Responses</b>	<b>Poor</b>	<b>Average</b>	<b>Good</b>	<b>Very Good</b>	<b>Excellent</b>	<b>Rating Avg</b>
181	2.2% (4)	19.9% (36)	42.5% (77)	26.0% (47)	9.4% (17)	3.20

19. How do you rate the AFL Sydney Television Match of the Week?

<b>Responses</b>	<b>Poor</b>	<b>Average</b>	<b>Good</b>	<b>Very Good</b>	<b>Excellent</b>	<b>Rating Avg</b>
163	8.0% (13)	20.2% (33)	38.0% (62)	25.8% (42)	8.0% (13)	3.06

20. How important is AFL Sydney Television Coverage to AFL Sydney Football?

Responses	Not Important				Extremely Important	Rating Avg
176	6.8% (12)	6.3% (11)	14.8% (26)	27.8% (49)	44.3% (78)	3.97

21. How often did you watch the AFL Sydney Match of the Week?

Responses	Weekly	Monthly	Rarely	Never	Only when my team was playing	Rating Avg
175	26.3% (46)	30.3% (53)	17.1% (30)	16.6% (29)	9.7% (17)	2.53

22. How do you rate the communication provided by AFL Sydney?

Responses	Poor	Average	Good	Very Good	Excellent	Rating Avg
172	2.9% (5)	16.9% (29)	45.9% (79)	26.7% (46)	7.6% (13)	3.19

23. How do you rate the performance of the AFL Sydney Operational staff?

Responses	Poor	Average	Good	Very Good	Excellent	Rating Avg
167	3.0% (5)	13.8% (23)	40.1% (67)	32.3% (54)	10.8% (18)	3.34