




FFSA

# 2011 ANNUAL REPORT > > >

FOOTBALL FEDERATION SA







# FFSA TEAM

BOARD OF DIRECTORS

- Rauf Soulio**  
President

**Morry Bailes**  
Vice President

**Claudio Galloni**  
Director

**Ted Iuliano OAM**  
Director

**David Hewitson**  
Director

**Beverly O'Brien**  
Director

**Oleh Bilyk**  
Director
- Michael Carter**  
Chief Executive Officer

**Wendy Carter**  
Club & Competition Manager

**James Balacco**  
Senior Men's Competition Coordinator

**Tracey Dycer**  
Women's Competition Coordinator

**John Mundy**  
Game Development Manager

**Richie Alagich**  
Skills Acquisition Coach (FFA)

**Airton Andrioli**  
Technical Director

**Geoff Hargreaves**  
Game Development Officer

**Dave Edmondson**  
Head of Women's Football

**Jonathan Ruse**  
Women's Technical Assistant and  
Inclusive Football Development Officer

**Damien Jennings**  
Junior Competition Coordinator

STAFF

- Tony Vidmar**  
NTC Boy's Head Coach
- Nathan Magill**  
Referee Recruitment and  
Development Officer
- Stephen Toth**  
Referee Operations Coordinator
- Angus Wheaton**  
Multicultural Development Officer
- Scott Hockenhull**  
Game Development Administrator
- Marisa De Ceglie**  
Competitions Administration Officer
- Lee Gagliardi**  
Media & Communications Manager
- Leah Mercuri**  
Finance Manager
- Caitlin Psaila**  
Venue Coordinator
- Arija Molitor**  
Administration Assistant/Event  
Coordinator

**Adam Butler**  
Photography

**Sports in Focus**  
Additional Photography



# CONTENTS FFSA ANNUAL REPORT 2011

FFSA Team \_\_\_\_\_ Inside Cover

President's Report \_\_\_\_\_ 2

Chief Executive's Report \_\_\_\_\_ 3

COMPETITIONS

Senior Men's League \_\_\_\_\_ 5

Junior Premier and State League \_\_\_\_ 7

Girls & Women's  
Competition Report \_\_\_\_\_ 8

Australian Masters Games \_\_\_\_\_ 10

National Schools Championships \_\_ 12

Futsal Summary 2011 \_\_\_\_\_ 14

2011 SAJSA Report \_\_\_\_\_ 15

COACHING & DEVELOPMENT

Coaching & Development  
Community Football \_\_\_\_\_ 16

Technical \_\_\_\_\_ 21

FINANCIAL STATEMENTS \_\_\_\_\_ 31

EVENTS

Call To Arms Charity Rounds \_\_\_\_ 24

State Talent  
Identification Championships \_\_\_\_ 30

Awards Night \_\_\_\_\_ 26

Hall of Fame Inductees \_\_\_\_\_ 25

STATISTICAL INFORMATION

Round 1 to 18 –  
Top Goalscorers Table \_\_\_\_\_ 36

League Tables – Super League \_\_\_\_ 37

League Tables – Premier League \_\_\_\_ 37

League Tables – State League \_\_\_\_ 38

Devine Homes Final 5 Series \_\_\_\_ 38

The Road to the  
Federation Cup Final \_\_\_\_\_ 40

League Tables –  
Junior Premier League \_\_\_\_\_ 41

Junior Results \_\_\_\_\_ 44

League Tables – Women's League \_\_ 45

Award Winners – Women's League \_\_ 46

Awards Night Tables \_\_\_\_\_ 47

Awards Tables \_\_\_\_\_ 48

Honours Lists \_\_\_\_\_ 49







# PRESIDENT'S REPORT

BY Rauf Soulio

As we head into 2012, the Football Federation SA (FFSA) is implementing a number of initiatives to provide strategic direction for the development and expansion of football in the coming years.

The first initiative involves FFSA working together with the Office for Recreation and Sport to develop and deliver a State wide Facilities Football Strategic Plan. The first step is to establish a full picture of the current facilities that are accessible to the sport and to identify the future facility needs to ensure that there are sufficient facilities for current competitions and to accommodate the increasing number of players. Another key objective is to secure funding for the upgrade of existing local facilities to improve the quality of venues for existing players, and to assist clubs to accommodate more players. This plan will require a whole of football approach with all stakeholders being invited to contribute.

The need for such an initiative is clear, given that there are now some 23,000 registered players in South Australia. In promoting and developing the game, FFSA visits over 35,000 school children each year and has delivered coaching courses to almost 500 coaches and referee development to 300 registered referees. FFSA also hosted the National Paralympics Championships, the Secondary Schools National Championships and Australian Masters Games.

The second initiative is the development of a new Strategic Plan to provide direction to the FFSA for the next 3 to 5 years and to identify wide-ranging issues that may impact on to the whole of the sport over the next 20 years. As

with the Facilities Strategic Plan, this plan will require a whole of football approach with all stakeholders being invited to contribute to the future of football.

The third initiative that will be implemented in 2012 is the Respect Program, a continuous programme to be developed in all competitions and all Affiliated Associations, with non-Affiliated Associations also being invited to implement the Respect Program. Details and information relating to the Program will be rolled out by the FFSA in early March and all participants are encouraged to implement and embrace this program.

The fourth initiative for Season 2012 is the introduction of self-registration for all players, with the exception of the Senior Men's players due to Professional Contracts. The implementation of this process has been a staged approach with clubs being notified of its impending introduction in 2011. The Self-Registration process will enable players and parents to go online and register with their club with the process only expected to take a few minutes. In addition to providing convenience for players, it will also reduce the workload that is placed on club and association volunteers.

2012 will be a transitional year for the Senior Men's Competitions. Following the independent review that was conducted into the Senior Men's Competitions in 2011, all clubs will be competing in 2012 to gain a position into the expanded competitions in 2013. With additional opportunities to gain promotion into the Super and Premier Leagues, this will no doubt be an exciting and challenging year for all teams.

The Girls' and Women's Competition will kick-off in 2012 with the numbers in the community leagues flourishing. Although the elite side of the game has

experienced some challenges in recent times, the rebuilding of the W-League is progressing, and girls and women of all ages and abilities continue to be attracted to the sport.

The Junior Competition enters its second year under the revamped structure of the Junior Premier and State League. These two structures provide opportunities for players of all abilities to participate in our sport. In addition, clubs are providing opportunities for more players to play the sport through the Small Sided Games programs as more and more clubs embrace the concept of small sided games.

I would like to wish all Football Federation SA Affiliated Associations every success as they embark on a new season. Their contribution to the sport is invaluable.

I would like to take this opportunity, on behalf of myself and the Board, to again acknowledge the enormous contribution that is made by volunteers of all clubs and associations. The recruitment and retention of volunteers continues to be challenging for all sports and it will be one of Football Federation SA's objectives to develop a volunteer program in the near future.

Thank you to my fellow Board Directors, Vice President Morry Bailes, Ted Iuliano, Bev O'Brien, David Hewitson, Oleh Bilyk and Claudio Galloni for their valuable contribution and ongoing dedication to Football in the state of South Australia.

On behalf of the Board I would like to thank and acknowledge the tireless efforts of the FFSA staff whose hard work continues to develop and benefit Football in our state.

I look forward to a successful and enjoyable 2012 for everyone involved in our game.



# CEO'S REPORT

BY Michael Carter

Football Federation SA has experienced unprecedented growth in many areas of the organisation and as a result has undergone considerable changes.

During the 2011 calendar year Football Federation SA achieved a number of milestones. South Australia played host to the 2011 Australian Paralympics Championships, the Secondary Schools Nationals Championships and the 2011 Australian Masters Games Football Tournament. FFSA assumed management control of the South Australian State Institute Programs and the Adelaide United Football Club W-League Team competing in the Westfield W-League. FFSA also officially opened the \$4.5 million facility at Burton Park after an 18 month development phase and as a consequence hosted the Socceroos, Olyroos and competitions for men, women, girls and boys.

The Community Recreation and Sports Facilities Funding Program was particularly beneficial for Football in South Australia with a total of \$946,000 allocated to local facilities. The significant investment in playing facilities benefited 7 associations and clubs within South Australia. It is important to note that only applications supported by Football Federation SA were funded. A review conducted by the Office for Recreation and Sport has seen the available funds through the Community Recreation and Sports Facilities Funding Program climb to \$7.195 million for 2012/13. Applications open in March 2012 and Clubs and Associations are encouraged to apply as

it is widely known by Government that local playing fields are under significant pressure from increased participation levels.

The 2011 season resulted in the FFSA coordinating competitions for almost 10,000 players resulting in the production and management of in excess of 7,000 fixtures and over 6,000 referee appointments for men, women, girls and boys. Congratulations to those clubs that were either promoted or victorious in the various competitions coordinated within the FFSA. Full competition reports can be found in the following pages of the report.

All clubs are to be commended for continually providing participation opportunities to as many players as their facilities and volunteers can manage. The success and popularity of Small Sided Football will ensure that participation rates continue to rise, however the challenge is to cater for children as they transition to competitive Football. Football Federation SA priorities to address future drop out rates include facility improvement, coach and referee education, volunteer recruitment programs and the continued improvement and refinement of administrative tools such as My Football Club.

Community Football Programs saw the FFSA coordinate and deliver participation clinics to in excess of 37,000 school aged children and deliver education courses to 434 coaches and 227 Referees who either gained or upgraded their level of accreditation throughout the 2011 season. Further The Secondary School Pathway Program continued to be a great success with FFSA coordinating ongoing Football Specific Programs for 7 Secondary Schools.

Elite pathway programs experienced

change during the 2011 season that have and will continue to have a significant impact on the development of young talent in South Australia.

One of the major changes to come out of the 2011 season was a change in direction from the South Australian State Institute resulting in Football no longer forming part of their program, however funding for both the boys and girls programs are committed to 2013 at which time the FFSA will be required to apply for funding through the Office for Recreation and Sport.

Directional changes resulted in the appointment of Dave Edmondson as Head of Women's Football who was employed to oversee not only the W-League Team but the entire elite pathway program for girls in the state.

The Boys NTC Program lost Head Coach Tony Vidmar to the AIS in what is a fantastic achievement for Tony and we wish him the very best of success. However, the program will be in very capable hands with the appointment of Carl Veart as Head Coach and Joe Mullen as his assistant. The FFSA is very confident that the technical team within the organization is as well credentialed as any in the land and led by Technical Director Airtion Andrioli, assisted by Carl Veart, Joe Mullen, Dave Edmondson, Richie Alagich and Jonathan Ruse.

Financially, Football Federation SA recorded a modest surplus of \$8,362 compared to \$20,661 in the 2009/10 financial year. The asset base of the organization strengthened in 2010/11 and the net equity position of the FFSA rose slightly from the previous year to \$745,345. Financially Football Federation SA is in a solid position and will continue to invest in the best interests of the game in South Australia.



On a corporate level Football Federation SA is associated with quality brands that strongly support Football in the state. Devine completed their 4th consecutive year as naming rights sponsor of the Super, Premier and State Leagues and will extend their partnership in 2012. Coca Cola Amatil signed a 3 year deal to be Naming Rights Sponsor of the Federation Cup and we welcomed Adelaide City Chery who agreed to supply vehicles to the Game Development Department ensuring our continued service of metropolitan

and regional centres. Adelaide Airport Ltd entered their second year as Major Sponsor of the Women's Premier and State League's and extended their partnership to sponsor junior girls leagues and front of shirt sponsor for the FFSA managed AUFC Women's Team. Further, Mitre, Carlsberg and Clubs SA continued their strong partnerships with the Federation.

2011 has been a very challenging year for the organization and I would like to acknowledge the great work performed

by the entire staffing structure at Football Federation SA. We are an ambitious organisation in a growing sport and staff are driven to achieve results and continually improve operations.

The next 12 months will see Football Federation SA take on some significant projects for the benefit of Football in the State. I would like to thank the Board of Directors led by President Rauf Soulio for their counsel and support and look forward to a very positive 2012.



# COMPETITIONS

## Senior Men's League

BY James Balacco

### PRE- SEASON COMPETITION

2011 saw further development of the pre season competition with CUB becoming a major sponsor for the competition and the pre season competition now being referred to as the Carlsberg Cup. The format of the Carlsberg Cup provided an opportunity for clubs to playoff in five groups of six teams.

The games played are official competition matches which are recognised for statistical purposes giving recognition to players for the hard work they place in the preseason.

The format for 2011 allowed a minimum of six games being played with quarter finals, semi finals and the final determining the Winner of the Carlsberg Cup. 2011 saw the scheduling of all three grades in the initial phase of the competition with 96% of the games being played as hot weather saw a small number of games being postponed and not rescheduled.

The competition welcomed Sturt Lions into the Devine State League with some tough opposition in the Carlsberg Cup grouping. The competition produced some good football with many teams showing they had prepared well. MetroStars, Raiders and South Adelaide finished undefeated in the group stage and it was MetroStars and Raiders who went on to play in the finals of the Carlsberg Cup at Hindmarsh.

The game saw both sides play a counter attacking style with no goals scored until the 60th minute when Francesco Monterosso put the ball in the back of the net securing a one nil victory for MetroStars.

Senior competition produced 340 goals over 97 games, providing plenty of entertainment for spectators. The Carlsberg Cup has grown into an exciting competition allowing clubs to prepare for the home and away season, with the possible introduction of the FFA Cup in the near future. The Carlsberg Cup will continue to provide entertainment during the summer months.

### DEVINE 2011 SEASON

Devine continued its support to local football, with a new look and branding to kick off the season in 2011. The Devine home and away season kicked off on Thursday 24 March with Salisbury United hosting West Adelaide, hailed as the master versus the apprentice; father and son coaches (Rocky and Ross Aloisi). It was Salisbury taking the honours in a nail biter. The opening round also saw the grand final rematch of Adelaide City and Blue Eagles. Adelaide City showed its intent to dominate the Super league and repeat its 2010 performance with a two nil win.

Early in the season Carlsberg Cup finalist Raiders struggled to find form, while Adelaide City went on a 12 game undefeated run with MetroStars staying in a close second spot. The Devine Premier League would again be extremely close with Pirates, and White City dominating their early games and setting the pace for the top five positions. The Devine State League saw a neck and neck battle between Salisbury United and West Adelaide both looking to finish top and the opportunity to progress to the Devine Premier League in 2012.

As the Season progressed MetroStars delivered a blow to Adelaide city stop-

ping the undefeated champions and stunted their momentum towards the later stages of the season. Adelaide Blue Eagles and Western Strikers were also finding form and were looking to secure the top five positions. At the other end of the table five teams were battling hard to avoid relegation which created some exciting games and large crowds.

The Devine Premier League was shaping up for one of the tightest in recent history with teams looking to secure a top five position. Adelaide Comets, Pirates, White City and Enfield all made the Final Five.

In the Devine Super League, MetroStars secured the minor premiership, Adelaide City took second spot. Meanwhile Para Hills Knights and Modbury Jets were relegated. The Devine Premier League saw a close race to the top; however Adelaide Comets snatched the minor premiership. Several teams such as White City, Adelaide Cobras and Playford narrowly missed the final series and Adelaide Hills and Noarlunga United were relegated to the Devine State League, which was also closely contested. There was significant media attention for Rocky and Ross Aloisi in the West Adelaide and Salisbury United clash at the end of the season. Salisbury United secured the minor premiership followed closely by West Adelaide, South Adelaide, Northern Demons and Seaford as the top five.

The Devine Super League Final series saw Metrostars knocked out in a penalty shoot out with Adelaide City which saw rivals Adelaide Blue Eagles and Adelaide City progress to the Grand Final. The final was a dour contest between arch rivals and the game went in to extra time, once again Adelaide





City were thrust into a penalty shoot out with Adelaide Blue Eagles victorious and claiming the title of 2011 Devine Super League Champions. The weather may have had some bearing on the Devine Premier League final but Enfield showed courage and sheer determination as they demolished the minor premier's Adelaide Comets and secured a place in the Super league along with Adelaide Comets. State League showcased Salisbury United's dominance as they sealed the game in the first half and kept South Adelaide at bay in the second, South Adelaide securing the second spot in the promotion to the Premier League.

An important note coming into the season of 2011 was the large number of ITC's (International Transfer Certificates). Adelaide attracted close to 20 players from all over the world, including Ireland, Scotland, England, Eritrea, New Zealand, Cameroon, Poland and China. Eritrea has an incredible story of a national squad who left their country under extreme circumstances and were embraced by the South Australian football fraternity. Special thanks to John Mundy and his team for the effort to secure the Eritrean lads to play football in Adelaide at clubs like Western Strikers, Croydon, Raiders, Adelaide Blue Eagles and White City who provided opportunity for these players to play football. The amazing story continues with two players signing for Gold Coast in the A-league.

#### COCA-COLA FEDERATION CUP

The Coca-Cola Federation Cup delivered a spectacular display of football in South Australia attracting some of the biggest

crowds outside the finals. There were six teams outside the Football Federation SA represented by Western Border, Riverland and Collegiate League. The draw saw a South Eastern zone double header with MetroStars and Modbury both making the journey to Mt Gambier, attracting media coverage and promotion of football in S.A. The Cup Final placed Adelaide Blue Eagles against first time contenders Western Strikers and provided a fanfare of spectators, bringing drums, trumpets and overseas guests which helped make the atmosphere electrifying. The match showcased a sharp passing game and both teams scored early in the game but were unable to break the deadlock of one all. The game was breathtaking right down to the final whistle of extra time. Penalties were the only answer and Western Strikers keeper Takumi Takahashi showed why he is one of the best, with several great saves in the shootout. In front of four and half thousand crowd Western Strikers lifted the Cup for the first time and entered the history books.



#### DISCIPLINARY COMMITTEE

The Football Federation SA continued to utilise the Independent Disciplinary body to oversee disciplinary hearings and appeals. The committee headed by Chairman Alan Lindsey and comprising of eight other members dealt with matters relating to player contract grievances as well as player and official disciplinary hearings relating to the competitions.

The disciplinary committee are all volunteers and should be commended for their commitment and dedication to the Football Federation SA and the football community.

#### GENERAL COMMENTS

During 2011 I was fortunate enough to watch an average of two games a week; there were many exciting games and it is good to see the talent of young players coming through into the senior competition. There have been many new initiatives which I believe will enhance the competition and by working together with the football community, the game will continue to move forward and prosper in SA.

I want to thank the clubs for allowing me the opportunity to work with them and for providing feedback and help during my first year as Senior Football Coordinator.

Clubs rely heavily on the volunteers who ultimately are parents and friends looking to be part of a club and to provide assistance as their kids become involved in the game of football. Football Federation SA wishes to applaud the tireless commitment of the volunteers who dedicate their time and resources to the game, without this important group, Football in SA would not be the growing sport it is today.

2011 has provided many challenges and it is often hard to achieve the perfect balance. The fundamental theme is the passion and love of this beautiful game, and with this, the football community has a solid foundation in which to unite all those involved.



# COMPETITIONS

## Junior Premier & State League

BY Damien Jennings

Junior Football continued to grow in season 2011, with increased player registration which created more teams and fixtures.

The 2011 season saw the introduction of a new Junior Competition Structure. The new structure saw all Super, Premier and State League clubs field teams in age groups from Under 12 to U17 in the Junior Premier League, while the creation of the Junior State League allowed multiple teams from Super, Premier and State League clubs along with clubs who do not field a team in the Men's League to form the competition. This created a more even competition in the elite section of the sport, and created greater participation opportunities for young footballers.

The Junior Premier League had 166 teams participating while 72 teams took part in the Junior State League. This was an increase of 18 teams (approx 8% increase) from the 2010 season. In 2011, 200 teams took part in scheduled Small Sided Football fixtures compared to a total of 149 teams in 2010, an increase of 34%. Coordinating a large number of teams and players places great pressure on clubs personnel, facilities and club volunteers should be commended for the time and effort they put into the game, thus providing opportunities for juniors to receive the benefits from participating in Football.

The 2011 Junior Cup Final held in August was played in good weather with close to 3000 people attending throughout the day. The Cup Finals played at Hind-



marsh Stadium provided junior footballers the opportunity to experience playing at the home of football in South Australia and provided those fortunate players an experience they will never forget.

The Football Federation SA would like to thank Westpac for their continual support of Junior Football and look forward to continuing our relationship into the future to provide the best environment available for junior footballers in South Australia.







# COMPETITIONS

## Girls & Women's League

BY Tracey Dycer

Prior to the 2011 Season a significant review process was undertaken of all competitions conducted for girls and women. The purpose of the review was to determine what competitions should be conducted to stabilise and strengthen the sport for the future.

As a consequence of this review two streams of open age competitions were implemented for 2011 and beyond, an elite stream consisting of the Adelaide Airport Limited (AAL) Premier and State League and a community stream consisting of five divisions. In addition to these two streams, the junior age divisions consisting of Optus Small Sided Games for Under 9s and 11s and eleven-a-side for Under 13s, 15s and 17s was maintained.

Football Federation SA continued to strengthen its corporate partnership with Adelaide Airport Limited who extended their sponsorship across the whole of the women's elite competitions and cups. This sponsorship enabled Football Federation SA to continue their support of the Games of the Month, provide incentives to the winners and runners-up of the AAL Premier League and Cup and continual the overall administration of these competitions. The Football Federation SA is very appreciative of the support and sponsorship that is provided by Adelaide Airport.

In 2011 14 teams participated in the AAL Premier and State League, with seven

teams participating in the AAL Premier Reserve Division. The AAL Premier League was hotly contested with the eventual winners being determined on the final day of the season. The final games of the season saw Adelaide City WFC fail to gain the three points that they desperately needed to edge out MUWFC Magic, while MUWFC Magic secured a draw in the final game against Fulham United to clinch the league championship for the first time since 2001.

The AAL State League also provided much interest with the top two places being decided in the final rounds of the competition with Adelaide University and Para Hills Knights battling for the title. Adelaide University were trium-



phant in winning the AAL State League Championship after defeating Para Hills Knights 4 nil in the second to last round of the season.

The community stream of football continues to attract new teams to the competitions with the Football Federation SA welcoming teams from Mercedes Old Scholars, Raiders and Roseworthy into the competition. These competitions continue to provide an avenue for players of all ages and abilities to participate in the sport.

The 2011 Girls and Women's Cup Finals were once again held at Hindmarsh Stadium on Sunday 25 September 2011. The hosting of these cup finals provide an opportunity for both junior and senior players to participate at Hindmarsh Stadium, the home of football in South Australia. In total six games

were scheduled over the course of the day with a strong and vocal crowd in attendance throughout the day.

The season culminated with the hosting of the Women's Awards Night, a celebration of the achievements of clubs, individuals and hard working volunteers. The night saw the achievement of both players and coaches acknowledged at all levels of the game with the highlight of the evening being the announcement of the Shirley Brown Premier League Player of the Year, which was awarded to Ebony Weidenbach, from MUWFC Magic. Perhaps one of the most unusual achievements of the evening was that of Rachael Quigley who was awarded the highest goal scorer in both the AAL Premier and State League following her mid-season move from Adelaide Olympic in the Premier Division to Adelaide University in the State League.



During 2011 the Football Federation SA made the decision to take over the administration and management of the Adelaide United W-League squad. This decision ensured that the future of this team was maintained and that all female players within South Australia had a clear career pathway in which to aspire to. There is a lot of work to be undertaken to ensure that this team is able to compete with the likes of Canberra, Sydney and Brisbane however the Football Federation SA is confident that the future looks bright for the Adelaide United W-League Team.

The Football Federation SA would like to congratulate all award winners and acknowledge the contribution that all clubs and their volunteers have made to the 2011 season.







# COMPETITIONS

## Australian Masters Games

### 13th Australian Masters Games 10 – 15 October 2011, Adelaide

The Football Federation SA (FFSA) was responsible for hosting the 13th Australian Masters Games for the sport of Football and Futsal. This was the first time that the FFSA had hosted this event and planning commenced in 2010 with the critical task being to identify suitable facilities in which to host these events.

The identifying and securing of suitable venues proved to be one of the most challenging aspects of this event. The timing of the games coincided with the end of the football season and the commencement of the cricket season. As a consequence the venues that were initially booked and confirmed were withdrawn due to cricket commitments. In addition, with the football season recently concluding, many clubs and councils were unwilling to commit to using their facilities due to ground maintenance and upgrades that were planned in preparation for the following season.

In sourcing venues the Football Federation SA tendered out to all affiliated clubs and associations, specifically targeting FFSA clubs by providing a Tender Form that outlined the requirements required to be a host venue. In addition, the FFSA liaised with the Adelaide City Council and the Salisbury City Council to gain assistance with identifying and securing suitable venues. As indicated above, FFSA had initially secured two venues to host the games but both venues withdrew due to clashes with cricket. Following a significant amount of work the three venues that were utilized for the hosting of these games was Burton Park and B27,



Adelaide 45ers v Dunroon United

West Adelaide Football Club for Football and St Clair Recreation Centre for Futsal.

As this was the first time that the FFSA had hosted these games the age categories that were offered to participants remained consistent with the previous games held in Geelong in 2009. The implementation of this format was to create the only other major issue that was to present itself in the lead up to these games.

The implementation of the social and elite categories and the age groups that allowed for a five year age difference, 30+, 35+, 40+ and 45+ etc, created significant challenges once the team registrations had closed. Due to the lack of numbers in certain age groups and the categorizing of elite and social, it became evident that groups would need to be combined to ensure a viable competition could be conducted. This decision was not supported by a

number of teams due to their unwillingness to integrate the social and elite categories. To avoid this issue in the future the FFSA would recommend that age categories only be offered and that they should be 30+, 40+ and 50+.

The other challenge that presented itself in the lead up to these games was the low registration numbers in the Futsal event. There had been significant discussion with Futsal SA in the lead up to these games on whether there would be sufficient interest in Futsal. A final decision was made to go ahead with the competition as a means of promoting Futsal in Adelaide, which has struggled to grow in all areas of Adelaide.

In the lead up to the games the FFSA had undertaken a significant amount of promotion targeting football specific organisations. Information regarding these games was sent on numerous occasions to all FFSA clubs, Affiliated Associations, SA Amateur

Soccer League and direct to their clubs, all interstate federations and information was also distributed to overseas clubs and federations. The Australian Masters Games was continually promoted on the FFSA website including a splash page and information flyers were distributed at all major events. In addition to the promotion undertaken by the FFSA, the Australian Masters Games also conducted a wide advertising campaign involving print, radio and television media.

The football competition was conducted from Monday 10 to Saturday 15 October 2011. In total approximately 560 participants competed across 34 teams with four men's leagues and one women's league.

It had been estimated that some 700 participants would compete in the football event. There have been a number of reasons highlighted that may have contributed to the reduced numbers:

1. Economic conditions. The cost of participating.
2. The times of games. Participants having to take annual leave to participate
3. The number of masters' games that participants can now enter may suggest that the market place is saturated.
4. The timing of the competition following the football season participants may have wanted a break rather than compete in another competition.

Once the competition had commenced the two issues that had to be addressed was the condition of the facilities at B27 and the number of teams that forfeited games and in particular how the forfeited games impacted on teams in the lead up to the finals. As was outlined above there were many challenges in gaining host venues for the Australian Masters Games.

If the Australian Masters Games is to be viewed as a prestigious event then local council support is essential to ensure suitable venues can be secured. Unfortunately it became evident that councils were committed to honoring leasing arrangements and were not willing or unable to delay the cross over of agreements to assist with venues for this event. The timing of the event also coincided with the commencement of ground maintenance and upgrades for many venues, which prohibited their use.

The forfeiting of games became a major issue towards the end of the competition as some teams that had already secured final births chose to forfeit their last game as it did not impact on their final position. This however did have implications on other teams and in one case prevented a team from potentially reaching the finals. Based on the rules that were in place no greater penalties could be imposed on teams other than those that were outlined in the rules and regulations at the commencement of the competition. It would be a recommendation for future competitions that if a team did forfeit a game in the lead up to a final that a greater penalty be



imposed, such as a deduction of points, this would discourage teams from forfeiting games.

Congratulations to the following teams in winning the Gold Medal in their age category:

30+ Elite	Elizabeth Vale
30+ Social	Dunroon United
40+ Men	Complete
40+ Women	SWAT
45+ Elite	Adelaide 45ers
45+ Social	Dunroon United 2
50+	Canberra Old Boys
55+	Canberra Old Boys

As was anticipated the number of participants that registered for Futsal was substantially low with 40 participants competing in five teams. The competition was conducted over three days and although numbers were low, the competition ran smoothly and was well received.

Congratulations to the following team in winning the Gold Medal in their age categories:

40+	Croadra
Overall Winner Croadra	

This event could not have been staged without the support and assistance of a wide range of people. A big thank you to all of the staff and volunteers of the Football Federation SA, West Adelaide Football Club, Futsal SA and the Australian Masters Games. SA Schoolboys Football.



Sergio Melta in action for the Adelaide 45ers





# COMPETITIONS

## National Schools Championships

BY Joe Larecki

The National School Sport Australia Football (soccer) Championships, that feature the best secondary Girls and Boys representative football teams from throughout Australia, was held from 14-19 August 2011 at the newly developed Burton Park football complex north of Adelaide.

This new complex is also home to the Football Federation SA and provided a venue well equipped to handle the requirements and logistics of a National Championship. Three pitches were used and they all provided good playing surfaces. The facilities were in great

shape and the weather was reasonable though a little damp at times.

Formal trials for both girls and boys commenced early in the year and continued every week until the final squads were selected in early June. Trial games against competitive teams were then added. Selection was generally based on individuals that were team players with an abundance of skill, positive character and commitment.

The South Australian squad members were provided with opportunities to compete and express themselves against the very best secondary school players throughout Australia. As is our normal practice, the squad members were rotated during the week to be provided with almost equal playing time, thus sharing the workload and getting adequate chances to impress

National selectors.

At the end of the week both South Australian sides came away with positive experiences and good memories though these were not necessarily reflected in the final results. The girls team finished in fourth position and the boys finished sixth.

Football Federation Australia conducted education workshops for both girls and boys during the week. The workshops covered Alcohol and Illicit Drug Education and were presented by popular Adelaide United players, Daniel Mullen and Ruth Wallace with assistance from Vito Basile (FFA National Participation Manager) and Tim Dansey (Adelaide United FC Career Development Advisor). This was well received by the players.

This year was a rare occasion whereby South Australia didn't have any player selected in either girls or boys Australian teams. However, two girls, Jenna McCormick and Rebecca Souter were selected in the Australian Shadow Squad. Tomas Maricic and Harley Gepp were both selected in the boys Australian Shadow Squad. (Tomas Maricic was later called up to tour the UK with the Australian School Boys squad).

Both individually, and as a group, the South Australian players were excellent ambassadors for their state, schools, clubs and families. Hopefully their development continues so that we get to see them in Club and representative sides in the near future.

A big Thank-You to all concerned for yet another successful Championships.



### SOUTH AUSTRALIAN SECONDARY SCHOOL BOYS TEAM 2011

NO.	NAME	SCHOOL
2	Jack Schoen	Blackwood High School
3	Kevin Symonds	Mercedes College
4	Roland White	Cardijn College
5	Joshua Harvey	Cabra Dominican College
6	Mitchell Daly	St John's Grammar School
7	Peter Vrettis	Sacred Heart College
8	Ryan Kitto	Tatachilla Lutheran College
9	Adam Le Cornu	Westminster School
10	Daniel Ryles	Concordia College
11	Tomas Maricic	St Michael's College
12	Aristomenios Haralampopoulos	University Senior College
13	Lewis Farquhar	St Francis de Sales College
14	Harley Gepp	Concordia College
15	Braiden Gundlach	Pedare Christian College
16	Dominic Lloyd	Aberfoyle Park High School
32	Nicholas Ewers	Marryatville High School

COACH John Evans - Football Federation SA

ASSISTANT COACH Graham Fowle

MANAGER Trevor Warren - Adelaide High School

### SOUTH AUSTRALIAN SECONDARY SCHOOL GIRLS TEAM 2011

NO.	NAME	SCHOOL
1	Elise Faulkner	Mt Carmel College
2	Isabella Inglis	Underdale High School
3	Epril Nossent	Henley High School
4	Jenna McCormick	Walford Anglican School for Girls
5	Emma McColl	Concordia College
6	Sevanah Pantelis	Immanuel College
7	Courtney Dowling	Henley High School
8	Georgia Mouzakis	St Mary's College
9	Tess Fraser	Henley High School
10	Jo Anne Easson	Marryatville High School
11	Elise Garlick	Unley High School
12	Hayley Smith	Henley High School
13	Grace Henry	Unley High School
14	Tiffany Vears	St. Francis de Sales College
15	Rebecca Souter	Cornerstone College
16	Lisanne Hyland	Sacred Heart College – Senior School

COACH Viv Derrick – Football Federation SA

MANAGER Stuart Mullord - Xavier College

### RESULTS

GIRLS	BOYS
SA 15 v NT 0	SA 16 v NT 0
SA 2 v VIC 1	SA 0 v VIC 1
SA 1 v WA 1	SA 3 v QLD 2
SA 1 v ACT 2	SA 0 v ACT 2
SA 2 v QLD 2	SA 0 v WA 4
SA 0 v NSW 3	SA 0 v NSW 5

### GIRLS FINAL PLACINGS - 2011

STATE	P	W	D	L	F	A	GD	PTS	POS
NSW	6	6	0	0	31	3	28	18	1
QLD	6	4	1	1	42	5	37	13	2
ACT	6	3	1	2	15	12	3	10	3
SA	6	2	2	2	21	9	12	8	4
VIC	6	2	0	4	13	9	4	6	5
WA	6	1	2	3	12	15	-3	5	6
NT	6	0	0	6	0	81	-81	0	7

### BOYS FINAL PLACINGS - 2011

STATE	P	W	D	L	F	A	GD	PTS	POS
NSW	6	5	1	0	32	3	29	16	1
QLD	6	4	0	2	39	7	32	12	2
ACT	6	4	0	2	32	5	27	12	3
WA	6	3	0	3	19	11	8	9	4
VIC	6	2	1	3	25	14	11	7	5
SA	6	2	0	4	19	14	5	6	6
NT	6	0	0	6	3	115	-112	0	7





# COMPETITIONS

## Futsal

### Summary 2011

BY Peter Thomson

#### Campbelltown Leisure Centre Junior & Senior Competitions

Competitions are held at the Campbelltown Leisure Centre commencing in September with all games being played on the weekends for both males and females from under 9 up to under 23. Over 800 children and adults have registered to play Futsal proving that the game here in South Australia is growing steadily.

The Under 23's Men Competition, which permits 3 overage players to play, saw a number of Super League players register, these included Adelaide Blue Eagles star Evan Kounavelis and Adelaide City Duo of Jace Cummins and Jonathan Negus. For the first time at the Campbelltown Leisure Centre a Club was formed called Adelaide Fusion competing in Under 23 Competition. This team also consisted of Super League Players from Campbelltown, Stephen Piotto, Raff Frisina and Toby Nelson.

Congratulations to Eastern Warriors on winning the Grand Final with former MetroStars Striker Vince Schimizzi defeating Michael DeBono's Hammer-time 4 – 3 in a hard fought battle. On behalf of the Managers Rob Pepicelli and Tony LaScala we would like to congratulate all teams for participating in the 2011 Futsal SA season.

#### Futsal Open Men Competitions Magill, the Gardens & at Ingle Farm

Competitions for Open Men have been conducted all year round at three different venues on a Sunday and Tuesday night.

The Magill Sports Centre, Bunday Street Magill and The Gardens Recreation Centre, Kings Road Parafield Gardens Competitions continue to grow with more quality players and teams. The matches have been exciting, competitive and of high standard and also very well supported by the spectators. The Players and the Competition Manager Ray Grima were pleased with the growth especially in the offseason.

The Ingle Farm Recreation Centre last year was transformed from Indoor Soccer to Futsal and became affiliated to Futsal SA and the competition has now grown with teams enjoying playing Futsal. The Centre is now looking at expanding on the new competition that is played on Wednesday nights.

#### Futsal Development in the North continues

The name of Futsal in the northern area continues to grow by conducting clinics at schools, competitions and other events during the year. Futsal SA Development Officer Ray Grima is pleased with the support Futsal SA is getting from a lot of people involved in the (EDJSA) and the Northern FFSA clubs, with players participating in the events and competitions.

#### St Jays Junior Competition

The Junior Competition at St Jays Recreation Centre in Salisbury is in its fifth year and has grown in the number of teams participating and as a sport played in the north. The teams are mainly from clubs from the Elizabeth and Districts Junior Association Clubs (EDJSA) and FFSA clubs from the ages

of Under 7 to Under 14. Matches are played on Saturdays between October and March each year.

Five players from St Jays were also selected for State Teams and participated at the National Futsal Championships in Canberra in January 2011. This tournament presented the players with the opportunity to further develop in Futsal.

#### Futsal Clinics

Futsal Clinics have been held throughout the year in the school holidays at the Ingle Farm Recreation Centre, The Gardens Recreation Centre, Ingle Farm Recreation Centre and at St Jays Recreation Centre. All were very well attended.

#### Futsal SA Referees Development

- National Futsal Championships January 2011 – 4 referees were selected to officiate at these Championships. Brendon Skinner, Matthew Graser, Hayden Bryan and Russell Pomery.
- Futsal SA Referees Coach Ray Grima was invited as Assessor and Coach.
- Two Futsal Referees Courses conducted by Ray Grima were held during the year and 12 new Futsal Referees are now enjoying officiating at Futsal SA organised competitions.
- The new Futsal SA Referees Branch was formed and monthly meetings and regular coaching sessions have been held to improve the standard of Futsal referees.



# COMPETITIONS

## 2011 SAJSA

### Report

BY Ray Matthews

2011 has proven to be another very successful year for SAJSA and its member Associations, maintaining the same level of members and playing personnel.

During the year many Association's have taken advantage of the Football Federation SA accreditation services in coaching development, referees and referee assistants. We thank the persons involved namely John Mundy and Nathan Magill for their efforts in these areas and FFSA for returning the benefits of SAJSA affiliation.

During the year we once again held two very successful championships - State at West Beach in June and Country in August at Broken Hill.

Unfortunately the number of teams attending the State from country regions was slightly down due to economic pressures and employment uncertainties for parents to commit to travel twice in the one year. Despite this the quality of the event did not suffer and if anything was enhanced by the evenness and standard of the competition from the teams. It also led to a spread of awards amongst the Association's with not one dominating the winners circle.

A highlight of the weekend was the appearance of three Adelaide United players, Sergio VanDijk, Zenon Caravella and Iain Ramsay. These players gave willingly of their time to sign autographs, pose for photographs and present winners and runner up medals to several teams. SAJSA Executive sincerely thanks Adelaide United and Sue Tripodi for arranging this visit.

The country event was held in Broken Hill during August and was a credit to the local hosting Association who provided 8 excellent pitches at two venues to accommodate the fixtures for a near record 46 teams over the 2 days. It was also pleasing to see Broken Hill field 6 teams to strengthen their home event. The whole committee worked extremely hard to ensure it returned the success it achieved. We must also thank FFSA and again Nathan Magill for providing cadet referees along with the cost of transporting them to the event which ensured the players received a level of competence from the officials to match their high standard.

In 2012 the events will again be held at West Beach in June and the country in Mount Gambier during August.

Finally during the General Meeting held in June it was decided by the membership that because SAJSA has been incorporated since 1997 it was time that nominations be called for any persons deserving of inaugural Life Membership. Paperwork was prepared with guidelines set out for eligibility and sent out to all member Association's. From this 3 persons were nominated and approved by the Executive Committee. These 3 persons names have now been forwarded to all Association's ready to be ratified by the members at the AGM to be held in June 2012.

Last but not least I would like to thank all members of my Executive Committee and specifically, Barry Lewis and Rob Kilpatrick, for all the work they have put in during the year to make sure the 2 championships ran very smoothly.







# COACHING & DEVELOPMENT

## Community Football

BY John Mundy

### Making a Difference

The year of 2011 highlighted Game Development's role in making a difference to peoples lives through Football.

The Eritrean National Team, who arrived in Adelaide, were eleven young, talented players straight out of a nine month stint in a refugee camp in Kenya. Football Federation SA was given the task of integrating them into the community and into our local competition.

Four of the players went to one of our Devine Super League clubs, Western Strikers, and through the commitment of Club Captain Michele Lastella, their settlement was fast tracked in the areas of work, housing, transport and of course regular football. The Eritrean boys did their best to give something back to our game, through not only bringing their entertaining brand of football to our competition, but by also taking part in coaching courses and coaching clinics for youngsters. Let's not forget how they were instrumental in helping Western Strikers win the Coca-Cola Federation Cup with Ermias Haile being named Man of the Match. The opportunity had also been created for Samuel Tesfagabr and Ambesager Yosief to sign with Gold Coast United. From a Refugee camp in Kenya to Surfers Paradise within a year, that's what dreams are made of.

Thanks to Croydon, Adelaide Blue Eagles, Raiders and White City, who also found playing spots on their roster.

The development of links between the grassroots programs and the elite level

national teams, the Socceroos and the Olyroos were evident, with the players and officials making themselves available for coaching clinics, appearances and engagement with our inclusive programs whilst they were here in camp. They were very conscious of their responsibility to assist in growing the game and it was also very important for the players to understand the role that they need to play in this.

The State Masters Team that played in the USA represented our state with great pride and dignity. Their performances were exceptional, but what became apparent was that they were playing for the shirt. Most of the players had never been selected for a state team before and being over the age of 35, though that this opportunity had passed them by. What a great bunch of South Aussies that did our state proud.

FFSA were privileged to host the 2011 National Paralympics Tournament and a National team camp. To see our own fledgling State Team compete admirably against seasoned national team players from other states, confirmed that our State Paralympics program is on the right track.

### STATE OVER 35'S

#### SA Duo star in Hollywood

On a chilly night in Downtown Los Angeles, the South Australian Masters team got off to a winning start in the first leg of their US Tour, with a victory over Hollywood United. SA Captain Jason Trimboli, swapped his 'Golden Boot' award for an Oscar, in a four goal haul in what was a high scoring match. Daniel Nichols also chipped in with a double in the 6-4 win for SA.

### King Cup 2011

South Australia started their inaugural King Cup campaign against the San Diego Nomads with a convincing 4-0 victory.

Next up was the Boston Bulldogs, the SA boys completely dominated from the kick-off, and despite creating numerous chances, a frustrated SA side trooped off for the half-time break 2-0 up. Anthony Lapaglia started the second half between the sticks and marshalled his defence well and was called on to make one excellent save to earn a clean sheet for his team in the 6-0 rout.



Game three brought together the two unbeaten frontrunners in SA and Fort Collins Fury. In a closely fought game in which the Fury used their bench in a farcical manner, SA took the lead after 10 minutes through inspirational captain Jason Trimboli, the boys from down under fought hard to hang on to an important win and remain the only unbeaten team in their group.

The fourth and final group game was looking a formality against Four Corners who had been heavily defeated by our last opponents (Fort Collins Fury). Our boys looked justifiably jaded but went in 1-0 up at half time, the second half honours were even with both teams

scoring twice, with SA running out 3-2 winners to finish top of the group with four wins from four games to qualify for the semi-finals.

Martin Luther King Day arrived and so did the semi final against Avanti, a team made up of Iranian nationals, Anthony LaPaglia knew this team and warned us that they were an exceptional side, but if things didn't go their way, frustration and indiscipline may set in, this was to be the case. Avanti began brightly with good movement off the ball in a physical but absorbing game, neither side was able to break the deadlock and after normal time the score remained 0-0.

A penalty shoot-out was now a reality. Unstoppable penalties from either side made it 5-5 and into sudden death. SA went first and hit the post, the Avanti team converted their spot kick to go through to the final and finish champions, a cruel blow for the SA boys. The team spirit remained strong and so it should have. Each and every one of them had made SA proud and had been great Ambassadors for the FFSA, who was instrumental in providing this opportunity in what was to be an unforgettable experience for the Masters of South Australia.

### FFSA BEACH FOOTBALL

On Sunday 13th February the FFSA held its inaugural Beach Football Tournament at Glenelg beach. The tournament was the first of its kind in SA with eight teams participating. The eight teams that entered the tournament participated in group matches with the top two teams from each group meeting in the final.



The purpose of the event was to introduce Beach Football to a new audience,

approximately one thousand people would have seen the Beach Football Tournament at any given time throughout the day. The idea of the event was not only to introduce Beach Football to a new audience but create a carnival like atmosphere, this was achieved by having radio station Fresh Fm and Salsa Dancers "La Bomba" provide entertainment throughout.

### FFSA SEMINAR – COACH THE COACH

The FFSA Coaching Seminar Coach the Coach was very well received by a cross section of SA's Football Family, with Coach's from the Men's, Women's, Juniors, along with current Senior players looking to make the transition.

Melbourne Heart Youth League coach and Socceroo legend John Aloisi headlined Football Federation SA's Coach the Coach evening held at the Westpac Centre on Monday night, July 25. More than 80 people attended the free information session with the event exploring the transition from player to coach.

Aloisi provided an hour-long presentation including a practical session with the help of 10 young volunteers from MetroStars and spoke about his philosophy on football from the Grassroots upwards.

Former Campbelltown City player-coach Jason Trimboli was also a guest speaker and discussed his own transition from player to coach. Former FIFA referee and current FFSA Referee Head Coach Craig Zetter completed the presentations talking about his transition from player to match official.

The FFSA were privileged to host this event and would like to thank John, Jason and Craig for their excellent presentations. FFSA would also like to thank Melbourne Heart and Westpac for their support and we will look to continue running Coach's nights such as this event, as the feedback was very positive.

Aloisi is showing all the qualities of going on to become one of Australia's top coaches and could eventually be the National Coach. There is also a lot to admire in Trimboli, in his humble but passionate approach, this rookie coach who lives and breathes the game. He has a great future ahead of him. Both

John and Jason emphasised the need to be open minded and take on board information from different sources around the world and never hesitate to ask for help if needed.

### REGIONAL DEVELOPMENT

Prior to the Girls STIC, Game Development conducted two sessions over the period of two weeks for girls that had been identified at the Country Championships. The location selected was at Keith in the South East, chosen because it was equally accessible for the associations of Adelaide Hills, Riverland, Noarlunga and Mount Gambier. The sessions proved popular with over thirty girls turning out, each of the two weeks. The sessions proved beneficial, with the Country teams extremely competitive when they came up against their metro counterparts.

David Edmondson the new Head of Women's Football comparing the Country and Metro Girls said: "After observing the Country Girls who had only 2 sessions with Game Development staff down at Keith, these teams were much better at trying to play the way that they had been asked ie. Play out from the back. They were also much better at focusing on the style of play compared to the result".

We need to provide an increase in support for country girls football, as I believe there is an abundance of sporting talent in these regions. AFL is now targeting the country for a new girl's competition, so there is no time to lose.

A girls program in the Iron Triangle area is currently being planned, as there is no organised football for girls in this area. It is the intention to run a seven-a-side comp incorporating Port Pirie, Port Augusta, Whyalla and Roxby Downs, with a stand alone program at Broken Hill.

I strongly believe that in 2013 we will be able to field a highly competitive Girls Country SA team at the Nationals.



PARALYMPICS

This year the FFSA were privileged to be the host state for the National Paralympics Championships. Holding this tournament has helped to create awareness of where this wonderful game can take you. This amazing journey for some of our identified State players started here in Adelaide and carried on to the world stage where they could represent their country in continents such as Europe and South America.



A squad of 12 players was selected for the National Championships with 4 players already asked into the Australian training camp after Head Coach Paul Brown viewed their performances at our State training camp in March. Previously only Thomas Goodman has been involved at this level. The link with Special Olympics has proved fruitful with weekly Sunday matches being played in the lead up to the Nationals.

COTTEE’S SCHOOLS 5-A-SIDE

Schools from all over the State have participated in this free program throughout 2011. One of the highlights was FFSA Game Development hosting their first major event at the Burton Football Complex with 200 boys and girls from seven primary schools in the Northern area and one from the eastern suburbs attended.

The day was made even more enjoyable, by the appearance of eight Socceros including local boy James Troisi. The players joined in with the games and stayed behind to sign anything that was thrust at them. This was the only official media call of the day and the banks of cameras looked an impressive sight, so all in all a good start for Burton.

The Cottee’s Schools 5-a-Side Gala Days are a Game Development – school based program being implemented by FFSA, both locally and regionally. The Cottee’s Schools 5-a-Side provides school students from years 3 and 4 the opportunity to experience football in a fun and relaxed environment.

The Cottee’s Schools 5-a-Side concept is an extremely simple one that has been replicated across Australia. Invites are sent out to a cluster of schools in an area where the gala day will be held. Up to eight schools are able to take part in any one day with each school supplying a girl’s team, a boy’s team and a mixed team. This gives each school an opportunity to include a whole class in the day’s activities. Each team will have eight children with the mixed team having four girls and four boys.

OPTUS SMALL SIDED FOOTBALL

Numerous OSSF displays were put on at Club Gala Days, A-League, W-League and FFSA finals games. One of the highlights was when Raiders, Adelaide Comets and MetroStars took part in our small sided games demonstration during the half time break of the Australia V New Zealand match at Adelaide Oval. The participants were also used in a guard of honour for the two National teams entering and departing the field of play. Although the weather could have been better, it would have been an unforgettable experience for the youngsters.

INDIGENOUS FOOTBALL FESTIVAL

Two teams from SA took part in the 2011 Indigenous Football Festival in Alice Springs. All the participants evolved out of the No School, No Play Program which the FFSA had been running from the start of the year. The teams were drawn from Woodville High, Kurna Plains, Roma Mitchel and Wiltje which is a Boarding school at Woodville High. The 30 players consisted of 3 footballers, 4 basketball players, 1 rugby player and the rest were all AFL players including the girls who had played in the Port Power Cup.

Results were never a concern, but it came as a huge shock when our boys and our girl’s teams had identical

score lines in running out 10-0 winners against NSW. Not every team followed the age and No School, No Play guidelines but we remained highly competitive despite this and the boys and girls attempted to play good football at every opportunity.

Overall the tournament was a great event and experience for all those that took part, some flying for the very first time and more importantly for us around ten players have decided they would like to join a club and take up our code on a regular basis.

COACH EDUCATION

In 2011, there was a strong emphasis on increasing Youth and Senior Coaching courses across community football. Our focus was on improving the level of education for players of this age, and to help keep these players in the game. The biggest reason why players aged between 14-18 leave the game of football, is due to the coaching standards at this level. This year our focus was ensuring we worked with these coaches to improve the retention of players within the age bracket.

GRASSROOTS FOOTBALL CERTIFICATE	Learning to master the ball	U/6 – U/7 4 V 4
JUNIOR LICENCE	Learning to act with the ball purposefully Learning to play together purposefully	U/8 – U/9 7 V 7 U/10 – U/11 9 V 9
YOUTH LICENCE CERT	Learning the positions and basic tasks in 11 V 11 Learning how the basic tasks link together	U/12 – U/13 11 V 11 U/14 – U/15 11 V 11
SENIOR LICENCE CERT	Learning how to play as a team Performing and winning as a team	U/16 – U/17 11 V 11 U/18 – U/19 11 V 11

The Grassroots Coaching Certificate (3 hours)

This is a certificate aimed specifically at parents and teachers as an introduction to coaching. This is a three hour practical course with a comprehensive book to accompany it, which is also a great reference tool for future coaching. 9 Grassroots Courses were conducted, with 136 Coaches attending in Metropolitan and Regional areas throughout South Australia.

Junior Licence Coaching Course (2 days)

This course is aimed towards the beginner coach, managers, parents, teachers and prospective coaches of junior club teams interested in development training methods. 6 Junior Licence Courses were conducted in the Metropolitan and Regional areas with 68 coaches gaining their accreditation.

Youth Licence Coaching Course (3 days)

This course is aimed at coaches or prospective coaches of Youth players. 6 Youth Licence Coaching Courses were conducted in SA, with 73 Coaches in attendance.

Senior Licence Coaching Course (3 days)

7 Senior Licence Course were conducted with 102 coaches gaining their accreditation.

Goalkeeping Certificate (1 Day)

1 Goalkeeping Certificate was conducted, aiming to improve the specific training of Goalkeepers within South Australia with a total of 16 participants.

AFC C Licence (38 hours)

For the first time in South Australia an AFC C Licence was conducted. 18 Participants were on the course for the first time, with the course being the first stage in coaches progressing along the Elite Coaching Pathway.

Presenter/Assessor Course

21 Regional and Metropolitan coaches attended the Presenter/Assessor Junior Licence Course.

NEW ARRIVALS

The Eritrean National Team that had re-settled in Adelaide, were a pleasing addition to our local clubs and provided good entertainment for our spectators through their brand of football that enhanced our Super and Premier Leagues. Western Strikers were one of those clubs that were rewarded for their efforts in providing some of these lads work, accommodation, transport and football, but above all they made them feel part of the community. The Eritreans responded by playing an important role in taking the club to the Federation Cup Final. The Strikers won

the Coca-Cola Federation Cup in what was a carnival-like atmosphere, with Ermias Haile being named Man of the Match. Sammy Tesfagabr and Ambes Yosief were then invited to sign with Gold Coast United in the A-League; a tumultuous rise from the refugee camp in Kenya the year before.

FFSA are pleased to announce that with the support of the Office of Recreation and Sport, there will be a designated Multicultural Development Officer employed in 2012.



Ermias Haile, Samuel (Sammy) Tesfagabr and Ambesager Yosief, after Federation Cup win



MCDONALD'S SCHOOL CLINICS



In 2011 FFSA conducted 749 school visits throughout Adelaide and provided specific coaching for 37, 346 students. FFSA conducted several visits to the Adelaide Hills as well as a regional visit to the Riverland. The schools were excited to partake in the activities provided by our coaches which aim to create a fun environment whilst improving the student's skills and increasing their overall knowledge of Football.

MCDONALD'S SCHOOL HOLIDAY CLINICS

McDonald's School Holiday Clinics were held throughout various locations in Adelaide during 2011. 11 separate clinics were held throughout the holiday periods at 6 different locations. All clinics were run free of charge, providing children aged 5-13 the opportunity to improve their skills in a fun and safe environment.

HIGH SCHOOLS

As part of the high schools program FFSA sends out coaches to aid schools which incorporate specific Football programs as part of their curriculum. Students are educated on a variety of components associated with the game of Football including coaching and officiating as well as the physical and technical aspects of the game.

REFEREES

The past 12 months has seen Football Federation SA continue to invest heavily in Referee education, development and operations.

Season 2011 has seen;

- Implementation of the 2010 Review recommendations which included an increased focus on coaching and development and the introduction of career pathways for referee coaches and assessors



- The continuation of the Clubs SA Mentoring Program, Female Mentors Program & Talent Acceleration Program
- An increase in the number of courses conducted with over 200 participants taking part in 11 different National Training Programs including regional areas
- Increase in the profile of refereeing with further cooperation with clubs and players with the introduction of club visits which has assisted in a further understanding of the role of referees

STIC 2011 REFEREES

Football Federation SA is committed to the continual investment and support of referees as they strive for excellence.

NATIONAL REPRESENTATION

Football Federation SA has again had significant representation on the national stage in national youth tournaments along with all three national competitions including Paul Cetran-golo's appointment to the FIFA Panel in January 2011. FFSA is pleased that Paul has been re-appointed for 2012 with his inclusion on the Asian Football Confederation's Elite Panel allowing his appointment to Asian Competitions such as World Cup Qualifiers, Olympic Qualifiers, Asian Champions League & Cup Matches.

NATIONAL TOURNAMENTS

Football Federation SA representatives for national youth tournaments during 2011 were:

National Youth Championships for Girls

- Under 15's – Maddison Kennedy
- Under 14's – Brenna Mackay

National Youth Championships for Boys

- Under 14's – Eric Ford
- Under 13's – Fotis Massinis

National Secondary Schools

- Under 19's – Daniel Elder
- Under 19's – Rick Schneider
- Under 19's – Ana Nevjestic

National Institute Challenge

- Referee Coach – Craig Zetter

I would like to thank all of the Game Development team of Nathan Magill, Jonathan Ruse, Michael Matricciani, Marc Talbot, Geoff Hargreaves, Anneli Hong and Damien Jennings.



BY Airton Andrioli

Development Squads

GIRLS U13 STATE DEVELOPMENT SQUAD

Coach: Jonathan Ruse

The U13 Girls State Team travelled to Canberra on April 17 for the National Junior Championships April 18 – 20. The girls performed extremely well over the course of the tournament demonstrating that they are developing a strong understanding of playing the 4-3-3 system. Proof that being in an environment that provides a consistent message from coaching staff and one that continually challenges players to think and act faster and more effectively as footballers is paying off.

It is worth noting that Alexandra

# COACHING & DEVELOPMENT Technical

Chidiac is born in 1999 (U12) along with 5 other players in the team. It demonstrates that these younger players are thriving by the challenge to perform at the next level.

On top of these opportunities for younger players, girls from regional areas are accessing the player pathway to great effect. Six players from regional areas were selected into the initial development squad with four of these players making the final 16. This included Emily Condon who made the All-Star team.

The most important aspect of this year's program was the fact that after the Nationals, the U13 squad continued their development, playing as a team in the FFSA U12 Boys competition.

This provided players with regular competitive games against an appro-

priate level of opposition which is vital in terms of development and evaluation of players.

This was evident through the progression shown in players understanding of the 1-4-3-3 system including their understanding of specific roles within the system.


Matches were played with no emphasis on result with players allowed to take risks and be creative without fear of repercussion.

We were able to take this message to the country, by organising a trip to Pt. Pirie to play the Northern Demon's team in early June which was well received by the association and of benefit in demonstrating the approach the team takes to playing football. It is worth mentioning that beyond the benefit to the girls involved in the program that there may be additional benefits that are indirectly rubbing off on club sides. We have observed changes in opposition playing style from direct play in the first half to attempting to play out more often in the second half of games.

Although it is not possible to establish what triggers these changes, the fact that our programs focus on development of players ahead of results, and by playing a style of football that supports this we can send a positive message to other teams and coaches

Players identified at the 2011 National Championships

- Alexandra Chidiac
- Giorgia Contos
- Emily Condon.





GIRLS UNDER 14 STATE SQUAD

Coach: Geoff Hargreaves

Overall the National Championships were very challenging for this group of players.

Other U14 team players play either in the Women's Premier League in their states, or play as a group in boy's competitions. These players have demonstrated advanced technical and tactical abilities.

By contrast the majority of our U14 players play in underage girls competitions in South Australia, which unfortunately does not provide the environment needed to promote players development.

Providing players with regular games against an appropriate level of opposition and a challenging training environment is vital in terms of player development and also in providing opportunities to evaluate their progress.

The same concept already in place with our U13 girls program will be implemented in 2012 for the U14 age group, to consolidate a continues process in the players pathway program.

Players identified at the 2011 National Championships

Mariah Aplin

GIRLS U15 STATE DEVELOPMENT SQUAD

Coach: Chris Goddard

The U15 squad selected for the Nationals consisted of a mix of players from clubs and the SASI program. Players in the SASI program had the benefits of being in an more consistent environment, in comparison to other players outside the program.

Some of the difficulties encountered with the program were, inconsistency and conflicting messages, created by different training and playing environments.

Although the players performed well at the Nationals, it was evident that the lack of consistency during the preparation for the tournament impacted in the overall team's performances.

Players at this level need a training environment that resembles the game, were players are presented with football problems and challenged to solve them, a guide process that teaches players 'HOW' to think not 'What' to think.

To address this imbalance, in 2012 this age group will be in a full time program and play as team in the FFSA women's premier league.

The main purpose is to provide players with a consistent approach and the best possible opportunity to develop.

As a bigger picture we would like to send a visual message to local clubs and coaches, showcasing a preferred playing model for elite women's football in line with the FFA pathway

Players identified at the 2011 National Championships

Emma Checker

Ebony Philcox

Jessica Waterhouse

Congratulations to Chris Goddard who was identified as the U15 Girls all-stars team coach

U13 SKILLEROO

Coach: Richie Alagich

In 2011 FFA implemented some changes in the player's talent identification pathway.

The younger age groups become the main focus with the Skilleroo programs becoming the pinnacle in every state.

The Skilleroo squad was selected from the 2010 STIC and summer program with 128 players taking part in the program. The players were assessed over 3 months going through three different phases.



Emma Checker in action for Adelaide United in the Westfield W-League

The training program started on 22nd January and 18 players receiving an FFA scholarship.

The team was placed in the FFSA boys U14 JPL competition with games been played on Wednesday and training on Monday and Tuesday.

The program places total emphasis on player's development, using the 1-4-3-3 formation to bring about the necessary changes and improvements in the overall style of play.

Winning is the purpose of football but the manner and importance differs, depending on the age.

The aim is to teach a player 'how to think not what to think'.

2011 was also the first opportunity for all the states to showcase the Skilleroo program's at the Nationals championships in Coffs Harbour.

The overall standard of football displayed was excellent culminating with an outstanding game of football at the end of the tournament between the ALL-STARs TEAM v NSW METRO, which highlights the importance of programs as this for young player's development.

The Skilleroos program has shown to be effective not just in player's development but also in coach education, providing club coaches with practical examples on how to conduct effective training sessions.

The Club sessions involved a practical training session for the coaches and then a National Football Curriculum information presentation.

A new Skilleroo squad has been selected with 16 players receiving a scholarship.

In 2012 the program will be full-time with the aim to further enhance and build upon last year's initial program.

Players identified at the 2011 National Championships

Charlie Devereux

Liam Miller

Zakariah Waters



BOYS U14 STATE DEVELOPMENT SQUAD

Head Coach: Tony Vidmar  
Assistant coach: Elvis Markov

The trials process for the U14 development squad started in November 2010 with 65 players.

After a long process of training sessions and trial games a final list of 22 players were selected in the final squad.

The training program started in March in preparation for the Nationals in October.

It consisted of training on Mondays and a game on Wednesdays as curtain raisers to SASI games when possible. On the occasion curtain raisers were not possible we arranged games against various clubs in different venues.

The idea behind playing before SASI games was to give Tony Vidmar (SASI Coach) an opportunity to see these players performing in a team environment that focused on development rather than results, providing a more accrued way of assessing players for the NTC program.

The team started off playing against U15 club sides and as the players and teams performances improved, games against U16 and U17 club sides were organised to continue to challenge the players.

The final squad for the Nationals was selected in the beginning of September with 16 players taking part of it.

The team performed well throughout the tournament demonstrating the good understating of the 1-4-3-3 system and the ability to adapt to the challenges faced at the Nationals.

With the current scenario of only one training session and one game a week, we cannot challenge the players enough, to achieve the desirable results

Players at this level need a training environment that resembles the game, were players are presented with football problems and challenged to solve them, a guide process that teaches players 'HOW' to think not 'What' to think.

The only way we can address this is by implementing a fulltime program that mirrors the U13 Skilleroos.

Our aim is to have this program in place for 2013.

Players identified at the 2011 National Championships

Jake Chaplin

Bradley Corbo

Jordan O'Doherty





# EVENTS

## Call To Arms Charity Rounds

BY Caitlin Psaila

Football Federation SA again came on board to support Call To Arms a fundraising and awareness campaign to fight men's cancer endorsed by Cancer Council SA.

The month of July was nominated as the Official Call To Arms Charity Round which urged all the clubs and affiliated associations to get behind the campaign.

All players and officials wore yellow arm bands during their nominated match in the Charity Month in addition to home teams in Super League matches who wore yellow socks to show support of the campaign during Rounds 14 and 15. The Charity Month gained positive media attention promoting the campaign.

The success of the Call to Arms campaign was generated because not only did our men's clubs support the cause but also our women's and junior clubs and local associations. The support that was rallied illustrated that all areas of our code are affected by men's cancer in some way. The Call to Arms campaign is a great cause to demonstrate that collectively people can make a difference.



# EVENTS

## Hall of Fame Inductees

Damian Mori



**HALL OF CHAMPIONS as a member for OUTSTANDING PERFORMANCE**

Born in Melbourne, Victoria

Contributed to the game of football as a Player and Coach

Played 49 times for Australia, including 3 World Cup campaigns and 13 times at U/23 level, including 1992 Barcelona Olympic Games, Played 447 games scoring 240 goals in the NSL, and an additional 135 games and 93 goals for Adelaide City in the local league

Won 3 National Championship Medals, 2 Australian Player of the Year Awards, 6 Australian Top Goal Scorer Awards, 5 SA Championship Medals, 3 Golden Boot Awards and 2 FFSA Fed Cup Winners Medals

Adrian Santrac



**HALL OF HONOUR as a member for OUTSTANDING CONTRIBUTION**

Born in Adelaide, South Australia

Contributed to the game of football as a Player & Coach

Played 170 NSL games, Won National Championship Medal, Oceania Club Championship Medal, NSL Cup Winners Medal, 2 SA Championship Medals, 2 Fed Cup Winners Medals, Player of the Year (Rothman's Medal), Golden Boot Award, 4 Ampol Cup Winners Medals, Top 4 Winners Medal

Head Coach West Adelaide (NSL) 1996/99, Australian Men's Olympic team Assistant Coach Sydney Olympics 2000, Head Coach of the Australian Women's National team (Matilda's) 2001/04, Australian Women's team Coach for FIFA Women's World Cup USA 2003, Women's Olympic team Athens Olympic Games 2004 where Australia progressed past the group stages for the first time in any Senior Women's World Cup or Olympic competition

Kristyn Swaffer



**HALL OF CHAMPIONS as a member for OUTSTANDING PERFORMANCE**

Born in Blackwood South Australia

Contributed to the game of football as a Player and Coach, Player Life Member FFSA

Played 30 times for Australia at senior level and has also represented Australia at Schoolgirl and U/16 levels. Selected in the SAWSA All Stars Team on 4 separate occasions

SAWSA Player of the Year 5 times, Club Best Player 4 times, Top SAWSA Goal Scorer twice, Top Club Goal Scorer 3 times, Club Players Player of the Year twice, most consistent SAWSA State Player 1995 and Best Player State team 1996, was also Vice-Captain of the inaugural Adelaide United W-League team

Tony Vidmar



**HALL OF CHAMPIONS as a member for OUTSTANDING PERFORMANCE**

Born in Adelaide South Australia

Contributed to the game of football as a Player and Coach, inducted into the National Hall of Fame 2009 and is a Player Life Member FFSA

Played 91 times for Australia, of which 76 were "A" Internationals, Played 19 times for the National U/23 side, 5 times for South Australia and has been involved in 4 World Cup campaigns

Played 182 NSL games, of which 149 games were for Adelaide City before playing overseas with various clubs including Ekeren, NAC Breda, Rangers, Middlesbrough and Cardiff City, Won numerous Championship Medals in Australia and Overseas, is currently Head Coach of SASI



# EVENTS

## Awards Night

BY CAITLIN PSAILA

For the first time the Panasonic Pavilion – Allan Scott Park set the scene for the 2011 Football Federation SA Awards Night on Thursday September 23.



The awards night celebrated achievements of individuals and clubs who contributed to making 2011 a memorable season. The evening also recognised the valuable contribution that is made by individuals to the sport, by inducting new nominees into the Hall of Fame.

Approximately 400 guests attended the evening including invited dignitaries Hon Rob Lucas MLC Shadow Minister for Finance, Industrial Relations, Gambling, Government Enterprises, Federal/State Relations, Jennifer Hughes Director of Venues, Infrastructure, Planning & Policy Office for Recreation and Sport, Lee Odenwalder MP Member for Little Para, Tiffany Downing Director of Office for Youth, Mark Goldsworthy MP Shadow Minister for Veterans Affairs and Consumer Affairs and Adelaide United Chairman Greg Griffin.

The count for the Sergio Melta Medal was very close with Steven Grelli from MetroStars claiming the prestigious medal for the Super League Player of the Year.

Throughout the evening an acoustic set by new comer Kiki.Manic.Escapade provided some light entertainment for guests. Recognition was given to individual award winners for their contribution and achievements for season 2011 including inducting four people into the Hall of Fame. Football Federation SA would like to congratulate Hall of Fame inductees Kristyn Swaffer, Adrian Santrac, Damian Mori and Tony Vidmar for their great contribution to our sport.

The evening provided a look back at the 2011 season by acknowledging achievements of the sport.



Winner of the Sergio Melta Award – Steven Grelli with Sergio Melta

### SERGIO MELTA MEDAL

Grelli claims the 2011 Devine Super League Sergio Melta Medal

MetroStars' midfielder Steven Grelli claimed the 2011 Sergio Melta Medal, becoming the first player from the club to take out the Devine Super League's Player of the Year award.

Grelli finished the season on 22 votes, two clear of Adelaide City's Nicholas Orr and three votes ahead of Western Strikers' Ambesager Yosief.

The Sergio Melta Medal was a three-horse race heading into Round 18 with Grelli leading the pair on 19 votes followed by Orr and Yosief on 17 and 16 votes respectively. All three polled maximum votes in best-on-ground performances on the final day of the season to ensure a thrilling finish to the medal count.

In a stunning run of form, Grelli polled eight votes in the final three matches of the season after trailing both Orr and Yosief at the start of Round 16 – Orr led the trio with 17 votes from Yosief (16) and Grelli (14).

The hard-nosed midfielder was judged man-of-the-match four times during the campaign and collected votes in 10 of his 18 matches.





# EVENTS

## Awards Night

### BOB TELFER MEDAL



Johnny Mavromatis awarded 2011 Bob Telfer Medal

Pirates midfielder Johnny Mavromatis won the 2011 Bob Telfer Medal, claiming the Devine Premier League's Player of the Year award.

Mavromatis polled 18 votes to finish one vote ahead of Adelaide Olympic's Nathan Andijanto, two clear of fellow Pirates' team-mate James Skeffington and three in front of brother Nick Mavromatis who also plays at Pirates.

The diminutive midfielder polled three man-of-the-match performances and collected votes in eight of the 17 matches he played this season.

Mavromatis will add the 2011 Bob Telfer Medal to the John Francis Medal he won at Adelaide Galaxy in 2008 for the Super League U19 Player of the Year.

He also becomes the second Pirates player to win the Bob Telfer Medal in the last five years after Colin Alagich claimed the award in 2007.

### MILAN IVANOVIC MEDAL



Aaron Westervelt wins 2011 Milan Ivanovic Medal


West Adelaide captain Aaron Westervelt claimed the 2011 Milan Ivanovic Medal, winning the Devine State League's Player of the Year with 17 votes.

The former Adelaide United midfielder finished one vote ahead of Salisbury United's Aaron Taye and three clear of Western Toros keeper Mirza Sljivo.

Westervelt collected maximum votes in three matches and polled votes in eight of the 17 matches he played in the 2011 campaign as well as finding the net seven times during the season.



Les Avory State League U19 Player of the Year - Adrian Parrella



Rab Jones Premier League U19 Player of the Year - Jonathon Rideout



Len Alagich Premier League Reserve Player of the Year - Salvatore Monteleone



John Francis Super League Reserve Player of the Year - Joshua De Souza



Charlie Caruso Super League Reserve Player of the Year - Stefan Barletta



Peter Nikolich State League Player of the Year - Costi Tsakiridis



Mike Ingham Referee of the Year - Regis Queffelec



Mick O'Malley Young Referee of the Year - Christian Verdicchio



John Aloisi Rising Star - Tomas Maricic



State League Coach of the Year - Steve Kitchin



Premier League Coach of the Year - Derek Hall



Martyn Crook Super League Coach of the Year - Aldo Maricic



Super League Golden Boot Award - Michael Matricciani





# EVENTS STIC

## State Talent Identification Championships

The 2011 Football Federation SA State Talent Identification Championships (STIC) took on a different format in 2011 seeing the traditional October

Long Weekend Tournament split over two weekends, with the Boys Tournament taking place on July 22nd, 23rd & 24th and Girls Tournament occurring on the October Long Weekend. Both Tournaments were held at the Burton Football Complex for the first time.



The Championships provided over 304 boys and 192 girls aged 12-14 with the opportunity to showcase their talents and enable them to be identified for 2012 programs.

The FFSA State Talent Identification Championships provided the following opportunities

- Participation in high quality event that will act as a showcase for junior elite Football.
- Identification of potential State Team Players.
- To identify potential players for NTC performance programs.
- To identify potential players for who may have previously been unavailable for selection
- To provide coaches an opportunity to be educated and identified through a mentoring program.
- To provide Country Associations with the opportunity to monitor and evaluate their elite Junior /Youth Development programs and the players' skill in a high performance environment.
- To provide the players with the opportunity to evaluate their own individual playing skills against other players from different regions.
- To provide an opportunity for the identification, coaching and development of future elite referees.

# FINANCIAL STATEMENTS

FOOTBALL FEDERATION SA INC


STATEMENT BY MEMBERS OF THE COMMITTEE  
FOR THE YEAR ENDED 31 OCTOBER 2011


The committee has determined that the association is not a reporting entity and that this special purpose financial report should be prepared in accordance with the accounting policies outlined in Note 1 to the financial statements.

In the opinion of the committee the financial report being the assets and liabilities statement, income and expenditure statement, statement of cash flows, statement of changes in equity and notes to the financial statements:

- 1 Presents a true and fair view of the financial position of Football Federation SA Inc as at 31 October 2011 and its performance for the year ended on that date.
- 2 In accordance with section 35(5) of the Associations Incorporation Act 1985, the committee hereby states that during the financial year ended 31 October 2011
  - (a) (i) no officer of the association;  
(ii) no firm of which an officer is a member, and  
(iii) no body corporate in which an officer has a substantial financial interest,  
has received or become entitled to receive a benefit as a result of a contract between the officer, firm or body corporate and the association
  - (b) no officer of the association has received directly or indirectly association any payment or other benefit of a pecuniary value.
- 3 At the date of this statement there are reasonable grounds to believe that the Association will be able to pay its debts as and when they fall due.

This statement is made in accordance with a resolution of the Committee and is signed for and on behalf of the Committee by:

  
Board Member

  
Board Member

Signed in Adelaide this 21st day of

March 2012



# FINANCIAL STATEMENTS

## INCOME & EXPENDITURE STATEMENT FOR THE YEAR ENDED 31 OCTOBER 2011

INCOME	2011	2010
Affiliation	409,902	373,741
Competition Income	609,290	576,249
Development Income	228,459	149,752
Development Squad & Tournaments Income	397,326	363,940
Facilities Income	73,275	8,274
FFA Fees	204,775	224,568
Futsal Income	139,253	166,792
Interest Received	30,111	25,417
Masters Income	43,412	-
Operational Grants	266,636	275,877
Referee Income	295,320	92,242
Sponsorship Income	315,271	211,545
Sundry Income	7,471	26,295
TOTAL INCOME	3,020,501	2,494,693

EXPENDITURE		
Audit Fees	6,099	5,000
Bad Debts	3,774	12,659
Bank Charges	2,729	2,859
Competition Expenses	554,317	561,309
Cleaning	10,501	4,475
Computer Costs	13,134	2,726
Depreciation	32,100	11,117
Development Expenses	85,927	87,309
Development Squad/ Tournament Expenses	335,236	299,494
Facilities Expenses	70,848	14,921
Feasibility Study	-	10,000
FFA Fees	180,716	215,966
Futsal Expenses	128,295	124,462
Insurance	5,807	1,925
Leasing Expenses	6,947	6,337
Masters Games	15,143	-
Meeting Expenses	1,386	1,261
Office & Petty Cash Expenses	5,252	5,118
Payroll Tax	22,207	11,583
Printing & Stationery	12,420	16,042
Postage & Courier	5,586	7,679
Provision for Annual Leave	35,323	7,333

Provision for Doubtful Debts	579	-
Provision for Long Service Leave	2,517	2,765
Referee Expenses	246,195	75,268
Rent & Occupancy Costs - Offices	19,140	18,116
Repairs & Maintenance	1,532	640
Salaries, Wages & Honorariums	974,123	780,718
Staff Training & Expenses	3,105	16,152
Subscriptions	462	230
Sundry Expenses	13,994	14,633
Superannuation Contributions	85,380	68,572
Telephone	26,830	22,174
Travel & Accommodation	21,633	31,222
Website Expenses	21,152	17,642
Workcover	20,057	16,326
WSFP / W League	41,693	-
TOTAL EXPENDITURE	3,012,139	2,474,032
NET SURPLUS FOR YEAR	\$8,362	\$20,661

## STATEMENT OF CHANGES IN EQUITY FOR THE YEAR ENDED 31 OCTOBER 2011

	RETAINED EARNINGS	TOTAL
Opening Balance, 1 November 2009	716,322	716,322
Net Surplus attributable to members	20,661	20,661
Closing Balance, 31 October 2010	736,983	736,983
Net Surplus attributable to members	8,362	8,362
Closing Balance, 31 October 2011	745,345	745,345

## ASSETS AND LIABILITIES STATEMENT AS AT 31 OCTOBER 2011

	NOTE	2011	2010
<b>CURRENT ASSETS</b>			
Cash at Bank		1,445,421	1,234,327
Cash on Hand		1,620	520
Burton Inventory		8,533	-
Credit Card - Visa		-	433
Prepayments		10,844	33,092
Trade & Sundry Debtors	2	242,704	197,148
		1,709,122	1,465,520

## NON CURRENT ASSETS

Plant & Equipment at cost	3	259,665	94,883
Less Accumulated Depreciation		80,034	47,934
		179,631	46,949
TOTAL ASSETS		1,888,753	1,512,469

## CURRENT LIABILITIES

Trade & Sundry Creditors		143,152	122,980
Accrued Expenses		44,495	69,852
Club Bonds		13,879	14,064
GST Payable		40,009	15,700
Grants in Advance		629,455	294,321
Income in Advance		117,188	141,782
Payroll Liabilities		25,452	24,849
Provision for Annual Leave		119,503	84,180
Provision for Long Service Leave		10,275	7,758
TOTAL LIABILITIES		1,143,408	775,486
NET ASSETS		\$745,345	\$736,983

## EQUITY

Retained Earnings		745,345	736,983
TOTAL EQUITY		\$745,345	\$736,983

Contingent Liability	5
----------------------	---

## CASH FLOWS FROM INVESTING ACTIVITIES

Payments for Property, Plant & Equipment	(164,782)	(21,837)
Proceeds from Disposal of Property Plant & Equipment	-	-
Net Cash provided by (used in) Investing Activities	(164,782)	(21,837)

## CASH FLOWS FROM FINANCING ACTIVITIES

Net Cash provided by (used in) Investing Activities	-	-
Net Increase (Decrease) in Cash Held	211,761	130,341
Cash at the Beginning of the Financial Year	1,235,280	1,104,939
Cash at the End of the Financial Year	4	1,447,041
		1,235,280



# FINANCIAL STATEMENTS

## NOTES TO THE FINANCIAL STATEMENTS FOR THE YEAR ENDED 31 OCTOBER 2011

### NOTE 1: SUMMARY OF SIGNIFICANT ACCOUNTING POLICIES

This financial report is a special purpose financial report prepared in order to satisfy the financial reporting requirements of the Associations Incorporation Act 1985 . The Committee has determined that the Association is not a reporting entity.

The financial report has been prepared on an accruals basis and is based on historic costs and does not take into account changing money values or, except where specifically stated, current valuation of non-current assets.

The following significant accounting policies, which are consistent with the previous period unless otherwise stated, have been adopted in the preparation of this report.

#### (a) Income Tax

Under Section 50.5 of the Income Tax Assessment Act 1997 the income of the Association is exempt from income tax.

#### (b) Property, Plant & Equipment

The depreciable amount of Property, Plant and equipment is depreciated over the useful lives of the assets to the association commencing from the time the asset is held ready for use.

Profit and losses on disposal of property, plant & equipment are taken into account in determining the surplus for the year.

#### (c) Goods & Services Tax (GST)

Revenues, expenses and assets are recognised net of the amount of GST, except where the amount of GST incurred is not recoverable from the Australian Tax Office. In these circumstances the GST is recognised as part of the cost of acquisition of the asset or as part of an item of the expense. Receivables and payables in the statement of financial position are shown as inclusive of GST.

#### (d) Employee Benefits

Provision is made in respect of the Association's liability for annual leave at balance date. Long service leave is accrued in respect of employees with more than seven years employment with the Association. Contributions are made by the Association to an employee superannuation fund and are charged as expenses when incurred. The Association has no legal obligation to provide benefits to employees on retirement.

#### (e) Inventories

Inventories are measured at the lower of cost and current replacement cost. Inventories acquired at no cost, or for nominal consideration, are valued at the current replacement cost as at the date of acquisition.

#### (f) Revenue and Other Income

Revenue is measured at the fair value of the consideration received or receivable after taking into account any trade discounts and volume rebates allowed. Interest revenue is recognised using the effective interest rate method, which for floating rate financial assets is the rate inherent in the instrument Grant income is recognised when the entity obtains control over the funds, which is generally when the grant is acquitted.

### NOTE 2: TRADE & SUNDRY DEBTORS

	2011	2010
Trade Debtors	232,404	199,908
Sundry Debtors	13,639	-
	246,043	199,908
Less: Provision for Doubtful debts	3,339	2,760
	242,704	197,148

### NOTE 3: PLANT & EQUIPMENT

Business Equipment at cost	80,103	70,593
Less Accumulated Depreciation	40,989	35,277
	39,114	35,316
Computer Equipment at cost	70,437	24,290
Less Accumulated Depreciation	25,826	12,657
	44,611	11,633
Burton Equipment at cost	109,125	-
Less Accumulated Depreciation	13,219	-
	95,906	-
Total Property Plant & Equipment	179,631	46,949

### NOTE 4: CASH FLOW INFORMATION

#### (a) Reconciliation of Net Surplus to Net Cash Provided by Operating Activities

Net Surplus (Deficit) for the year	8,362	20,661
Non Cash Flows in Net Surplus (Deficit):		
Depreciation	32,100	11,117
Changes in Assets and Liabilities:		
(Increase)/Decrease in Inventories	(8,533)	-
(Increase)/Decrease in Prepayments	22,248	(32,627)
(Increase)/Decrease in Sundry Debtors	(46,135)	(53,345)
Increase/(Decrease) in Provision for Doubtful Debts	579	2,760
Increase/(Decrease) in Payables	(4,767)	110,360
Increase/(Decrease) in GST Payable	24,309	(67,026)
Increase/(Decrease) in Provisions	37,840	10,098
Increase (Decrease) in Other Liabilities	310,540	150,180
Net Cash provided by (used in) Operating Activities	\$376,543	\$152,178

#### (b) Reconciliation of Cash

Cash at the end of the financial period as shown in the statement of cash flows is reconciled to the Assets and Liabilities Statement as follows:		
Cash at Bank	1,445,421	1,234,327
Cash on Hand	1,620	520
Credit Card - Visa	-	433
	\$1,447,041	\$1,235,280

### NOTE 5: CONTINGENT LIABILITY

A contingent liability exists in relation to the potential repayment of surplus funds to any funding bodies. It is the board's view that any surplus represents unexpended funds and will not be repayable.

### INDEPENDENT AUDITOR'S REPORT TO THE MEMBERS OF FOOTBALL FEDERATION SA INC

We have audited the accompanying financial report, being a special purpose financial report, of Football Federation SA Inc (the association), which comprises the assets and liabilities statement as at 31 October 2011, the income and expenditure statement for the year then ended, statement of cash flows, statement of changes in equity, notes comprising a summary of significant accounting policies and other explanatory information, and the statement by members of the committee.

#### Committee's Responsibility for the Financial Report

The committee of the association is responsible for the preparation of the financial report and has determined that the basis of preparation described in Note 1 is appropriate to meet the needs of the members. The committee's responsibility also includes such internal control as the committee determines is necessary to enable the preparation of a financial report that is free from material misstatement, whether due to fraud or error.

#### Auditor's Responsibility

Our responsibility is to express an opinion on the financial report based on our audit. We conducted our audit in accordance with Australian Auditing Standards. Those standards require that we comply with relevant ethical requirements relating to audit engagements and plan and perform the audit to obtain reasonable assurance whether the financial report is free from material misstatement. An audit involves performing procedures to obtain audit evidence about the amounts and disclosures in the financial report. The procedures selected depend on the auditor's judgment, including the assessment of the risks of material misstatement of the financial report, whether due to fraud or error. In making those risk assessments, the auditor considers internal control relevant to the association's preparation of the financial report that gives a true and fair view, in order to design audit procedures that are appropriate in the circumstances, but not for the purpose of expressing an opinion on the effectiveness of the association's internal control. An audit also includes evaluating the appropriateness of accounting policies used and the reasonableness of accounting estimates made by the committee, as well as evaluating the overall presentation of the financial report. We believe that the audit evidence we have obtained is sufficient and appropriate to provide a basis for our audit opinion.

#### Auditor's Opinion

In our opinion the financial report presents fairly, in all material respects, the financial position of Football Federation SA Inc as of 31 October 2011 and its financial performance for the year then ended in accordance with the accounting policies described in Note 1 to the financial statements and the Associations Incorporation Act 1985.

#### Basis of Accounting and Restriction on Distribution

Without modifying our opinion we draw attention to Note 1 to the financial report, which describes the basis of accounting. The financial report has been prepared to assist Football Federation SA Inc to meet the requirements of the Associations Incorporation Act 1985. As a result, the financial report may not be suitable for another purpose.

Trevor Basso - Partner  
Basso Newman & Co  
Chartered Accountants  
Adelaide  
Dated this 26<sup>th</sup> day of March 2012

basso  
& newman  
chartered  
accountants

Basso Newman & Co  
ABN 31 980 764 316  
286 Flinders Street  
Adelaide, South Australia  
PO Box 7033 Hutt Street,  
South Australia 5000  
Telephone: (08) 8224 0066  
Facsimile: (08) 8224 0670  
bnc@bassonewman.com.au  
www.bassonewman.com.au  
"Liability limited by a scheme  
approved under Professional  
Standards Legislation"





# STATISTICAL Information

## Round 1 to 18 - Top Goalscorers Tables

### SUPER LEAGUE

PLAYER	TEAM	G
Michael Matricciani	Metro Stars	18
Ricardo Da Silva	Adelaide City	16
Calvin Mbarga	Western Strikers	12
Scott Tunbridge	Metro Stars	10
Nicholas Orr	Adelaide City	9
Nikica Kuzman	Raiders	7
Kym Harris	Adelaide Blue Eagles	7
Francesco Monterosso	Metro Stars	5
Kodi Madeley	Adelaide Galaxy	5
Mislav (Mimi) Saric	Raiders	5
Nicholas Budin	Adelaide City	5

### PREMIER LEAGUE

PLAYER	TEAM	G
Elias	Demourtzidis	15
Saranti	Parissos	14
Robert	MacDonald	10
James	Skeffington	10
Srdjan	Jovanovic	9
Matthew	Gaston	9
Francesco	Marafioti	7
Alor	Bulabek	7
Con	Karittevlis	6
Kyriacos	Philippou	6
Michael	Cinco	6
Ryan	Mitchell	5
Nathan	Elliott	5
Nathan	Andijanto	5
Dimitris	Parhas	5
Mark	Graham	5
Nicholas	Mavromatis	5
Michael	Keens	5

### STATE LEAGUE

PLAYER	TEAM	G
Aaron	Phillips	16
Zac	Walker	16
Scott	Lindsay	15
Faustin	Machochi	15
Kindilon	Maclean	15
Stefan	Forte	14
Patrick	Keane	13
Vincenzo	Schimizzi	11
Yianni	Sarris	11
James	Capurso	10
Michael	Mastropaolo	10
Sebastian	Yates	9
Kristian	Zefi	8
Angus	Ducker	7
Mitchell	Hume	7
Aaron	Westervelt	7
Harry	Skoumbros	7
Adrian	Cazzetta	7
Samuel	Farncombe	6
Peter	Mercurio	6
Giovanni	Papandrea	5
Aaron	Taye	5
Matthew	Bekirovski	5
Stephen	Orange	5

## League Tables - Super League

### SUPER LEAGUE

TEAM	P	W	D	L	F	A	PTS
MetroStars	18	14	2	2	48	12	44
Adelaide City	18	13	4	1	46	15	43
Adelaide Blue Eagles	18	10	3	5	23	19	33
Western Strikers	18	8	3	7	22	19	27
Adelaide Galaxy	18	7	4	7	26	25	25
Campbelltown	18	6	3	9	17	21	21
Raiders	18	5	3	10	24	30	18
Croydon	18	3	6	9	11	26	15
Para Hills	18	3	4	11	12	31	13
Modbury SC	18	3	4	11	18	49	13

### SUPER LEAGUE RESERVES

TEAM	P	W	D	L	F	A	PTS
MetroStars	20	12	2	6	31	25	38
Adelaide Galaxy	20	10	5	5	40	26	35
Para Hills	20	10	4	6	30	21	34
Adelaide City	20	8	9	3	36	24	33
Western Strikers	20	9	4	6	43	31	31
SASI	20	10	0	10	46	45	30
Adelaide Blue Eagles	20	8	4	8	29	26	28
Croydon	20	8	2	10	44	43	26
Raiders	20	5	5	9	38	42	23
Modbury SC	20	4	5	11	33	55	17
Campbelltown	20	4	2	14	24	56	14

## League Tables - Premier League

### PREMIER LEAGUE

TEAM	P	W	D	L	F	A	PTS
Adelaide Comets FC	18	11	4	3	41	24	37
Pirates	18	11	2	5	37	22	35
Enfield City	18	10	4	4	40	22	34
Cumberland United	18	6	6	6	31	30	24
Adelaide Olympic FC	18	6	6	6	33	35	24
White City	18	6	5	7	27	28	23
Adelaide Cobras	18	6	3	9	22	25	21
Playford City	18	6	3	9	21	30	21
Adelaide Hills	18	5	4	9	23	33	19
Noarlunga United	18	2	5	11	17	43	11

### PREMIER LEAGUE RESERVES

TEAM	P	W	D	L	F	A	PTS
Enfield City	18	13	1	4	48	33	40
White City	18	9	5	4	30	25	32
Adelaide Olympic FC	18	9	3	6	55	32	30
Cumberland United	18	8	4	6	32	22	28
Adelaide Cobras	18	6	6	6	29	35	24
Playford City	18	7	3	8	40	49	24
Pirates	18	5	6	7	33	31	21
Adelaide Hills	18	6	2	10	29	35	20
Noarlunga United	18	6	2	10	21	39	20
Adelaide Comets FC	18	5	2	11	27	43	17



### SUPER LEAGUE UNDER 19

TEAM	P	W	D	L	F	A	PTS
Adelaide Blue Eagles	18	14	3	1	55	21	45
Adelaide City	18	10	3	5	64	24	33
Para Hills	18	10	3	5	34	18	33
MetroStars	18	11	0	7	33	30	33
Modbury SC	18	9	1	7	37	27	28
Adelaide Galaxy	18	7	3	8	35	40	24
Western Strikers	18	6	3	9	23	42	21
Campbelltown	18	6	1	11	25	35	19
Croydon	18	3	3	11	25	38	12
Raiders	18	2	2	14	13	69	8



### PREMIER LEAGUE UNDER 19

TEAM	P	W	D	L	F	A	PTS
Adelaide Olympic FC	18	15	0	3	68	27	45
Enfield City	18	12	1	5	50	33	37
Cumberland United	18	10	3	5	50	30	33
Pirates	18	10	1	7	43	27	31
Adelaide Comets FC	18	8	4	6	47	38	28
Adelaide Hills	18	7	5	6	36	34	26
Adelaide Cobras	18	6	2	10	26	43	20
White City	18	4	3	11	31	56	15
Playford City	18	4	2	12	26	62	14
Noarlunga United	18	2	3	13	20	47	9



League Tables - State League

STATE LEAGUE

TEAM	P	W	D	L	F	A	PTS
Salisbury United	18	14	2	2	53	14	44
West Adelaide	18	14	1	3	67	23	43
South Adelaide	18	10	2	6	43	26	32
Northern Demons	18	10	1	7	39	33	31
Seaford	18	7	6	5	49	39	27
Western Toros	18	8	2	8	37	37	26
N.A.B	18	7	4	7	42	40	25
Sturt Lions	18	3	4	11	19	55	13
Gawler	18	2	3	13	13	60	9
The Cove	18	2	1	15	12	47	7



STATE LEAGUE RESERVES

TEAM	P	W	D	L	F	A	PTS
Salisbury United	16	12	1	3	49	22	37
The Cove	16	11	0	5	40	26	33
South Adelaide	16	10	1	5	43	25	31
West Adelaide	16	9	3	4	57	35	30
Northern Demons	16	7	4	5	26	26	25
N.A.B	16	5	4	7	32	37	19
Western Toros	16	3	7	6	27	33	16
Seaford	16	4	2	10	28	37	14
Gawler	16	4	2	10	26	38	14
Sturt Lion	16	3	0	13	23	72	9

STATE LEAGUE UNDER 19

TEAM	P	W	D	L	F	A	PTS
West Adelaide	16	13	1	2	50	24	40
Seaford	16	12	1	3	43	24	37
Northern Demons	16	10	0	6	48	24	30
Salisbury United	16	8	3	5	51	17	27
South Adelaide	16	8	3	5	39	25	27
N.A.B	16	8	2	5	37	32	26
The Cove	16	6	2	8	24	37	20
Western Toros	16	3	2	11	23	47	11
Gawler	16	3	1	11	29	49	10
Sturt Lion	16	0	1	15	14	85	1

Devine Final Series

DEVINE HOMES FINAL 5 CHAMPIONSHIP SERIES – SUPER LEAGUE

Elimination Final	Western Strikers	(2) 1 v 1 (1)	(aet)	Adelaide Galaxy
Qualifying Final	Adelaide City	0 v 4		Adelaide Blue Eagles
First Semi Final	MetroStars	1 v 3		Adelaide Blue Eagles
Second Semi Final	Adelaide City	2 v 1		Western Strikers
Preliminary Final	Adelaide City	(6) (1) 1 v 1 (1) (5)	(aet & penalties)	MetroStars
Grand Final	Adelaide Blue Eagles	(6) (0) 0 v 0 (0) (5)	(aet & penalties)	Adelaide City

DEVINE HOMES FINAL 5 CHAMPIONSHIP SERIES – SUPER LEAGUE RESERVES

Elimination Final	Adelaide City	1 v 4		Western Strikers
Qualifying Final	Adelaide Galaxy	3 v 0		Para Hills
First Semi Final	MetroStars	1 v 0		Adelaide Galaxy
Second Semi Final	Para Hills	1 v 5		Western Strikers
Preliminary Final	Adelaide Galaxy	4 v 1		Western Strikers
Grand Final	MetroStars	(4) (2) 2 v 2 (2) (3)	(aet & penalties)	Adelaide Galaxy

DEVINE HOMES FINAL 5 CHAMPIONSHIP SERIES – SUPER LEAGUE U/19

Elimination Final	MetroStars	(5) (2) 0 v 0 (2) (4)	(aet & penalties)	Modbury SC
Qualifying Final	Adelaide City	3 v 0		Para Hills
First Semi Final	Adelaide Blue Eagles	(2) 1 v 1 (1)	(aet)	Adelaide City
Second Semi Final	Para Hills	2 v 1		MetroStars
Preliminary Final	Adelaide City	3 v 1		Para Hills
Grand Final	Adelaide Blue Eagles	(6) (1) 1 v 1 (1) (5)	(aet & penalties)	Adelaide City

DEVINE HOMES FINAL 5 CHAMPIONSHIP SERIES – PREMIER LEAGUE

Elimination Final	Cumberland United	(4) (2) 1 v 1 (2) (5)	(aet & penalties)	Adelaide Olympic FC
Qualifying Final	Pirates	1 v 4		Enfield City
First Semi Final	Adelaide Comets FC	4 v 1		Enfield City
Second Semi Final	Pirates	1 v 3		Adelaide Olympic FC
Preliminary Final	Enfield City	2 v 0		Adelaide Olympic FC
Grand Final	Adelaide Comets FC	1 v 4		Enfield City

DEVINE HOMES FINAL 5 CHAMPIONSHIP SERIES – PREMIER LEAGUE RESERVES

Elimination Final	Cumberland United	1 v 2		Adelaide Cobras
Qualifying Final	White City	0 v 4		Adelaide Olympic FC
First Semi Final	Enfield City	(2) 2 v 2 (3)	(aet)	Adelaide Olympic FC
Second Semi Final	White City	(4) (2) 1 v 1 (2) (2)	(aet & penalties)	Adelaide Cobras
Preliminary Final	Enfield City	(5) (2) 1 v 1 (2) (3)	(aet & penalties)	White City
Grand Final	Adelaide Olympic FC	2 v 0		Enfield City

DEVINE HOMES FINAL 5 CHAMPIONSHIP SERIES – PREMIER LEAGUE U/19

Elimination Final	Pirates	1 v 2		Adelaide Comets FC
Qualifying Final	Cumberland United	2 v 0		Enfield City
First Semi Final	Adelaide Olympic FC	3 v 2		Cumberland United
Second Semi Final	Enfield City	1 v 4		Adelaide Comets FC
Preliminary Final	Cumberland United	1 v 4		Adelaide Comets FC
Grand Final	Adelaide Olympic FC	(3) (2) 2 v 2 (2) (4)	(aet & penalties)	Adelaide Comets FC

DEVINE HOMES FINAL 5 CHAMPIONSHIP SERIES – STATE LEAGUE

Elimination Final	Northern Demons	1 v 0		Seaford
Qualifying Final	West Adelaide	2 v 3		South Adelaide
First Semi Final	Salisbury United	1 v 2		South Adelaide
Second Semi Final	West Adelaide	(5) (1) 0 v 0 (1) (4)	(aet & penalties)	Northern Demons
Preliminary Final	Salisbury United	7 v 2		West Adelaide
Grand Final	South Adelaide	0 v 3		Salisbury United

DEVINE HOMES FINAL 5 CHAMPIONSHIP SERIES – STATE LEAGUE RESERVES

Elimination Final	Northern Demons	2 v 0		The Cove
Qualifying Final	West Adelaide	(2) 1 v 1 (1)	(aet)	South Adelaide
First Semi Final	Salisbury United	1 v 2		West Adelaide
Second Semi Final	South Adelaide	3 v 0		Northern Demons
Preliminary Final	Salisbury United	2 v 3		South Adelaide
Grand Final	West Adelaide	(2) 1 v 1 (1)	(aet)	South Adelaide

DEVINE HOMES FINAL 5 CHAMPIONSHIP SERIES – STATE LEAGUE U/19

Elimination Final	Northern Demons	1 v 0		N.A.B.
Qualifying Final	Seaford	6 v 5		Salisbury United
First Semi Final	West Adelaide	1 v 0		Seaford
Second Semi Final	Salisbury United	1 v 2		Northern Demons
Preliminary Final	Seaford	3 v 2		Northern Demons
Grand Final	West Adelaide	2 v 1		Seaford



The Road to the Coca Cola Amatil Federation Cup

ROUND	HOME TEAM	RESULT	AWAY TEAM	VENUE	DAY	MONTH
Prim,P	Cove	2 v 1	NAB	Cove Sports and Community Club	23	4
Prim,P	Sacred Heart Old Collegians Soccer Club	2 v 3	South Adelaide	Sacred Heart College	23	4
Prim,P	Rostrevor Old Collegians Soccer Club	2 v 1	Unley Old Scholars Football Club	Womma Oval	23	4
Prim,P	West Adelaide	4 v 0	Gawler	Kingston Gardens	23	4
Round 1,1	South Adelaide	0 v 2	Adelaide Blue Eagles	O'Sullivan Beach Sports & Community Centre	21	5
Round 1,1	Western Toros	1 v 2	Cumberland United	Pennington Oval	21	5
Round 1,1	Campbelltown	12 v 0	Sturt Lion	Steve Woodcock Sports Centre	21	5
Round 1,1	Adelaide City	4 v 1	Adelaide Cobras	Adelaide City Park	21	5
Round 1,1	Apollo Soccer Club	0 v 12	Metro Stars	Unknown	21	5
Round 1,1	Gambier City Sharks soccer Club	0 v 7	Modbury	Unknown	21	5
Round 1,1	Seaford	2 v 7	Western Strikers	Karingal Reserve	21	5
Round 1,1	White City	3 v 2	Pirates	Frank Mitchell Park	21	5
Round 1,1	Croydon	4 v 1	Playford City	Polonia Park	21	5
Round 1,1	Adelaide Olympic	3 v 4	West Adelaide	Pirate Park	21	5
Round 1,1	Adelaide Comets	1 v 1 (Comets won 4 3 on penalties)	Para Hills	Santos Stadium	21	5
Round 1,1	Noarlunga United	10 v 1	Riverland Soccer Association	Wilfred Taylor Reserve	21	5
Round 1,1	Adelaide Galaxy	6 v 0	Northern Demons	Con Makris Park	21	5
Round 1,1	Enfield City	2 v 2 (Cove won 5 4 on penalties)	Cove	Rushworth Reserve	21	5
Round 1,1	Salisbury United	3 v 1	Rostrevor Old Collegians Soccer Club	Steve Jarvis Park	21	5
Round 1,1	Adelaide Hills	1 v 3	Raiders	Hawks Nest	21	5
Round 2,2	West Adelaide	0 v 1	Raiders	Kingston Gardens	13	6
Round 2,2	Adelaide Blue Eagles	5 v 1	Cove	Marden Sports Complex	13	6
Round 2,2	Noarlunga United	2 v 2 (Salisbury won 3 2 on penalties)	Salisbury United	Wilfred Taylor Reserve	13	6
Round 2,2	Modbury	1 v 2	White City	Jet Park	13	6
Round 2,2	Western Strikers	0 v 0 (Western Strikers won 4 2 on penalties)	Adelaide City	Carnegie Reserve	13	6
Round 2,2	Cumberland United	0 v 4	Metro Stars	A.A Bailey Reserve	13	6
Round 2,2	Campbelltown	1 v 1 (Croydon won 5 4 on penalties)	Croydon	Steve Woodcock Sports Centre	13	6
Round 2,2	Adelaide Comets	0 v 0 (EHT 1 1 EFT 1 2)	Adelaide Galaxy	Santos Stadium	13	6
Quarter Finals,QF	Croydon	0 v 7	Metro Stars	Polonia Park	9	7
Quarter Finals,QF	Salisbury United	1 v 2	Adelaide Blue Eagles	Steve Jarvis Park	9	7
Quarter Finals,QF	Western Strikers	2 v 0	White City	Carnegie Reserve	9	7
Quarter Finals,QF	Adelaide Galaxy	1 v 0	Raiders	Con Makris Park	9	7
Semi Finals,SF	Adelaide Galaxy	0 v 3	Western Strikers	Burton Park	27	7
Semi Finals,SF	Metro Stars	1 v 3	Adelaide Blue Eagles	Burton Park	27	7
Final,F	Western Strikers	1 v 1 (EHT 1 1 EFT 1 1 Western Strikers won 6 5 on penalties)	Adelaide Blue Eagles	Hindmarsh Stadium	20	8



League Tables - State League

JUNIOR PREMIER LEAGUE UNDER 12 SOUTH

Pos	Team	P	W	L	D	F	A	GD	Pts
1	Cove	16	14	1	1	120	10	110	43
2	Cumberland United	16	14	1	1	88	10	78	43
3	WT Birkalla	16	10	4	2	57	22	35	32
4	South Adelaide	16	7	5	4	40	31	9	25
5	Adelaide Hills	16	7	7	2	43	56	-13	23
6	Adelaide Cobras	16	6	8	2	28	50	-22	20
7	Noarlunga United	16	5	8	3	36	54	-18	18
8	Sturt Lion	16	2	14	0	20	88	-68	6
9	Seaford	16	0	16	0	5	116	-111	0
10	Bye	0	0	0	0	0	0	0	0

JUNIOR PREMIER LEAGUE UNDER 12 CENTRAL

Pos	Team	P	W	L	D	F	A	GD	Pts
1	MetroStars	18	15	1	2	72	8	64	47
2	Adelaide City	18	14	2	2	98	8	90	44
3	Western Strikers	18	14	2	2	84	8	76	44
4	Campbelltown City	18	11	6	1	70	25	45	34
5	Croydon	18	9	6	3	45	33	12	30
6	West Adelaide	18	6	9	3	55	55	0	21
7	Adelaide Comets	18	6	11	1	50	54	-4	19
8	Adelaide Blue Eagles	18	5	11	2	34	42	-8	17
9	White City	18	2	16	0	14	180	-166	6
10	Western Toros	18	0	18	0	10	119	-109	0

JUNIOR PREMIER LEAGUE UNDER 13B

Pos	Team	P	W	L	D	F	A	GD	Pts
1	Croydon	18	15	1	2	104	20	84	47
2	Western Toros	18	13	2	3	86	29	57	42
3	Adelaide Blue Eagles	18	12	5	1	63	23	40	37
4	Modbury	18	11	6	1	86	26	60	34
5	Western Strikers	18	10	6	2	82	32	50	32
6	WT Birkalla	18	10	7	1	70	54	16	31
7	Raiders	18	6	10	2	42	75	-33	20
8	Sturt Lion	18	4	14	0	20	74	-54	12
9	South Adelaide	18	2	16	0	29	131	-102	6
10	Playford City	18	1	17	0	16	134	-118	3

JUNIOR PREMIER LEAGUE UNDER 14A

Pos	Team	P	W	L	D	F	A	GD	Pts
1	Adelaide City	18	14	4	0	56	22	34	42
2	Croydon	18	10	6	2	33	37	-4	32
3	Adelaide Blue Eagles	18	10	7	1	49	34	15	31
4	WT Birkalla	18	8	5	5	32	29	3	29
5	Adelaide Comets	18	9	8	1	38	36	2	28
6	West Adelaide	18	6	8	4	39	46	-7	22
7	Raiders	18	6	9	3	27	41	-14	21
8	Campbelltown City	18	5	10	3	24	30	-6	18
9	Playford City	18	5	10	3	28	39	-11	18
10	Para Hills Knights	18	4	10	4	26	38	-12	16

JUNIOR PREMIER LEAGUE UNDER 12 NORTH

Pos	Team	P	W	L	D	F	A	GD	Pts
1	Para Hills Knights	16	14	2	0	77	15	62	42
2	Raiders	16	13	3	0	82	15	67	39
3	Enfield City	16	13	3	0	68	23	45	39
4	Playford City	16	11	5	0	64	27	37	33
5	Pirates	16	7	8	1	37	44	-7	22
6	Northern Demons	16	6	10	0	36	59	-23	18
7	Modbury	16	5	10	1	40	56	-16	16
8	Salisbury United	16	2	14	0	13	93	-80	6
9	Gawler	16	1	15	0	6	91	-85	3

JUNIOR PREMIER LEAGUE UNDER 13A

Pos	Team	P	W	L	D	F	A	GD	Pts
1	West Adelaide	18	16	1	1	53	11	42	49
2	Para Hills Knights	18	13	2	3	55	18	37	42
3	Adelaide City	18	13	3	2	60	27	33	41
4	MetroStars	18	11	5	2	47	27	20	35
5	Salisbury United	18	9	9	0	39	42	-3	27
6	Campbelltown City	18	6	8	4	25	30	-5	22
7	Cumberland United	18	5	10	3	29	47	-18	18
8	Adelaide Comets	18	3	13	2	22	53	-31	11
9	Cove	18	3	15	0	16	60	-44	9
10	Gawler	18	2	15	1	26	57	-31	7

JUNIOR PREMIER LEAGUE UNDER 13C

Pos	Team	P	W	L	D	F	A	GD	Pts
1	Adelaide Cobras	17	16	1	0	98	20	78	48
2	Enfield City	18	14	3	1	93	24	69	43
3	Adelaide Hills	18	11	6	1	62	34	28	34
4	Pirates	18	8	7	3	69	39	30	27
5	Seaford	17	5	12	0	46	87	-41	15
6	Adelaide Olympic	18	4	12	2	33	68	-35	14
7	Noarlunga United	18	0	17	1	13	142	-129	1

JUNIOR PREMIER LEAGUE UNDER 14B

Pos	Team	P	W	L	D	F	A	GD	Pts
1	Seaford	15	15	0	0	49	10	39	45
2	Cumberland United	15	10	3	2	50	18	32	32
3	South Adelaide	16	7	6	3	32	25	7	24
4	MetroStars	16	7	6	3	31	27	4	24
5	SASI Girls	16	7	6	3	35	33	2	24
6	Sturt Lion	16	6	8	2	38	50	-12	20
7	Adelaide Hills	16	3	8	5	22	39	-17	14
8	Modbury	16	4	10	2	21	38	-17	14
9	Noarlunga United	16	2	12	2	17	55	-38	8



JUNIOR PREMIER LEAGUE UNDER 14C

Pos	Team	P	W	L	D	F	A	GD	Pts
1	Adelaide Cobras	17	15	0	2	84	17	67	47
2	Gawler	18	12	4	2	63	24	39	38
3	Western Strikers	17	9	5	3	64	31	33	30
4	White City	17	5	8	4	41	43	-2	19
5	Pirates	18	5	9	4	34	66	-32	19
6	Enfield City	18	5	11	2	27	52	-25	17
7	Cove	17	0	14	3	27	107	-80	3

JUNIOR PREMIER LEAGUE UNDER 15A

Pos	Team	P	W	L	D	F	A	GD	Pts
1	Para Hills Knights	18	15	1	2	77	18	59	47
2	Adelaide City	18	13	1	4	71	25	46	43
3	South Adelaide	18	13	4	1	55	23	32	40
4	Modbury	18	10	6	2	47	28	19	32
5	Salisbury United	18	8	7	3	41	49	-8	27
6	Adelaide Blue Eagles	18	7	10	1	52	65	-13	22
7	WT Birkalla	18	5	9	4	28	49	-21	19
8	MetroStars	18	3	12	3	25	53	-28	12
9	Campbelltown City	18	3	14	1	18	56	-38	10
10	West Adelaide	18	2	15	1	18	66	-48	7

JUNIOR PREMIER LEAGUE UNDER 15B

Pos	Team	P	W	L	D	F	A	GD	Pts
1	Adelaide Comets	18	16	0	2	96	12	84	50
2	Croydon	18	14	4	0	73	31	42	42
3	Western Toros	18	12	5	1	97	28	69	37
4	Adelaide Hills	18	8	5	5	32	31	1	29
5	Raiders	18	8	7	3	50	48	2	27
6	Seaford	18	6	10	2	30	52	-22	20
7	Adelaide Cobras	18	4	10	4	28	66	-38	16
8	Playford City	18	4	10	4	33	72	-39	16
9	Noarlunga United	18	4	11	3	31	60	-29	15
10	Cumberland United	18	1	15	2	28	98	-70	5

JUNIOR PREMIER LEAGUE UNDER 15C

Pos	Team	P	W	L	D	F	A	GD	Pts
1	Pirates	18	14	3	1	101	32	69	43
2	White City	18	11	5	2	95	39	56	35
3	Enfield City	18	11	6	1	67	28	39	34
4	Cove	18	9	8	1	71	48	23	28
5	Northern Demons	18	8	8	2	40	34	6	26
6	Gawler	18	5	12	1	33	76	-43	16
7	N.A.B.	18	1	17	0	12	162	-150	3

JUNIOR PREMIER LEAGUE UNDER 16A

Pos	Team	P	W	L	D	F	A	GD	Pts
1	Adelaide City	22	17	3	2	75	21	54	53
2	Para Hills Knights	22	16	4	2	92	23	69	50
3	Adelaide Blue Eagles	22	16	5	1	68	24	44	49
4	Playford City	20	12	5	3	63	48	15	39
5	Raiders	21	12	7	2	65	40	25	38
6	MetroStars	22	10	9	3	37	43	-6	33
7	Adelaide Comets	21	9	10	2	52	67	-15	29
8	Modbury	22	8	12	2	41	63	-22	26
9	Campbelltown City	22	6	13	3	36	56	-20	21
10	Croydon	20	4	10	6	33	51	-18	18
11	WT Birkalla	22	3	15	4	21	75	-54	13
12	West Adelaide	22	0	20	2	20	92	-72	2

JUNIOR PREMIER LEAGUE UNDER 16B

Pos	Team	P	W	L	D	F	A	GD	Pts
1	White City	20	17	2	1	78	17	61	52
2	Cumberland United	20	17	2	1	81	25	56	52
3	Western Strikers	20	14	5	1	82	27	55	43
4	Enfield City	20	13	5	2	67	33	34	41
5	Gawler	20	11	7	2	47	27	20	35
6	Adelaide Hills	19	8	9	2	29	51	-22	26
7	South Adelaide	19	6	12	1	36	50	-14	19
8	Campbelltown City	20	5	12	3	38	62	-24	18
9	Pirates	19	5	14	0	26	82	-56	15
10	Seaford	20	1	14	5	19	89	-70	8
11	Sturt Lion	19	1	16	2	24	64	-40	5

JUNIOR PREMIER LEAGUE UNDER 17A

Pos	Team	P	W	L	D	F	A	GD	Pts
1	Para Hills Knights	18	14	2	2	55	15	40	44
2	Adelaide Blue Eagles	18	14	3	1	57	19	38	43
3	Campbelltown City	18	12	4	2	47	22	25	38
4	Adelaide City	18	9	3	6	38	19	19	33
5	WT Birkalla	18	9	6	3	31	20	11	30
6	Western Strikers	18	6	10	2	35	34	1	20
7	Croydon	18	4	10	4	24	45	-21	16
8	Adelaide Comets	18	3	10	5	29	43	-14	14
9	Modbury	18	3	11	4	34	46	-12	13
10	West Adelaide	18	1	16	1	12	99	-87	4

JUNIOR PREMIER LEAGUE UNDER 17B

Pos	Team	P	W	L	D	F	A	GD	Pts
1	MetroStars	18	14	3	1	69	15	54	43
2	Cumberland United	18	11	4	3	39	23	16	36
3	Pirates	18	11	6	1	46	25	21	34
4	Enfield City	18	10	7	1	42	29	13	31
5	Adelaide Hills	18	8	5	5	47	41	6	29
6	Playford City	18	7	6	5	39	23	16	26
7	Gawler	18	6	7	5	34	35	-1	23
8	Raiders	18	6	10	2	31	44	-13	20
9	South Adelaide	18	3	11	4	31	46	-15	13
10	Adelaide Cobras	18	0	16	2	13	110	-97	2

JUNIOR PREMIER LEAGUE UNDER 17C

Pos	Team	P	W	L	D	F	A	GD	Pts
1	Croydon	18	11	3	4	54	22	32	37
2	White City	18	11	5	2	74	24	50	35
3	Western Toros	18	11	6	1	57	24	33	34
4	Seaford Rangers	18	10	6	2	53	29	24	32
5	Cove	18	9	5	4	52	29	23	31
6	Adelaide Olympic	17	10	7	0	54	41	13	30
7	Salisbury United	18	8	9	1	60	55	5	25
8	Noarlunga United	17	6	10	1	30	52	-22	19
9	Sturt Lion	18	4	13	1	31	52	-21	13
10	N.A.B.	18	1	17	0	11	147	-136	3

JUNIOR STATE LEAGUE U12 BLUE

Pos	Team	P	W	L	D	F	A	GD	Pts
1	Adelaide City	18	16	0	2	93	20	73	50
2	Cumberland United	18	15	1	2	109	8	101	47
3	Plympton Black	18	11	6	1	65	43	22	34
4	West Adelaide	18	9	4	5	58	32	26	32
5	Fulham United	18	8	8	2	60	39	21	26
6	Cove	18	8	8	2	40	44	-4	26
7	Western Strikers	18	5	9	4	39	79	-40	19
8	Croydon	18	5	12	1	37	80	-43	16
9	Adelaide Comets	18	3	14	1	28	78	-50	10
10	Plympton Red	18	0	18	0	10	116	-106	0

JUNIOR STATE LEAGUE U13 RED

Pos	Team	P	W	L	D	F	A	GD	Pts
1	Para Hills Knights	18	17	1	0	135	18	117	51
2	Adelaide City	18	14	4	0	107	27	80	42
3	Adelaide Comets	18	12	5	1	84	49	35	37
4	Cumberland United	18	11	5	2	72	43	29	35
5	MetroStars	18	10	7	1	71	56	15	31
6	Modbury	18	7	11	0	55	64	-9	21
7	Campbelltown City	18	6	11	1	50	79	-29	19
8	Gawler	17	4	13	0	30	108	-78	12
9	Enfield City	18	3	13	2	34	104	-70	11
10	Croydon	17	1	15	1	19	109	-90	4

JUNIOR STATE LEAGUE U14 RED

Pos	Team	P	W	L	D	F	A	GD	Pts
1	Croydon	20	16	2	2	79	20	59	50
2	Adelaide Comets	20	13	3	4	59	27	32	43
3	Campbelltown City	21	9	8	4	39	41	-2	31
4	Cumberland United	20	9	9	2	51	40	11	29
5	Playford City	21	5	15	1	19	70	-51	16
6	MetroStars	20	2	17	1	14	63	-49	7

JUNIOR STATE LEAGUE U12 RED

Pos	Team	P	W	L	D	F	A	GD	Pts
1	Para Hills Knights	16	15	1	0	114	9	105	45
2	MetroStars	16	12	4	0	77	18	59	36
3	Fulham United	16	10	3	3	79	42	37	33
4	Campbelltown City	16	9	5	2	64	44	20	29
5	Raiders	16	9	7	0	65	47	18	27
6	Munno Para	16	5	9	2	41	80	-39	17
7	Pirates	16	4	8	4	34	59	-25	16
8	Gawler Green	16	2	12	2	9	84	-75	8
9	Gawler Gold	16	0	16	0	9	109	-100	0

JUNIOR STATE LEAGUE U13 BLUE

Pos	Team	P	W	L	D	F	A	GD	Pts
1	Fulham United	21	19	1	1	136	36	100	58
2	Cove	21	15	3	3	82	36	46	48
3	West Adelaide	20	13	6	1	82	37	45	40
4	Western Strikers	21	11	9	1	64	48	16	34
5	Plympton Bulldogs	21	11	10	0	97	71	26	33
6	Cumberland United	19	6	13	0	54	52	2	18
7	Seaford	19	3	16	0	41	99	-58	9
8	Central United	20	0	20	0	20	197	-177	0

JUNIOR STATE LEAGUE U14 BLUE

Pos	Team	P	W	L	D	F	A	GD	Pts
1	Fulham United	17	16	1	0	143	20	123	48
2	Cumberland United	18	13	3	2	89	20	69	41
3	Seaford Rangers	17	10	3	4	47	26	21	34
4	West Adelaide	17	5	7	5	35	47	-12	20
5	Sturt Lion	18	4	10	4	36	80	-44	16
6	Croydon	18	3	13	2	28	78	-50	11
7	Plympton Bulldogs	18	0	15	3	27	134	-107	3

JUNIOR STATE LEAGUE U15 BLUE

Pos	Team	P	W	L	D	F	A	GD	Pts
1	MetroStars	20	17	3	0	99	23	76	51
2	Adelaide Comets	20	15	3	2	120	30	90	47
3	Fulham United	20	12	5	3	109	42	67	39
4	Plympton Bulldogs	19	12	5	2	85	38	47	38
5	Playford City	19	9	9	1	52	55	-3	28
6	Munno Para	20	8	11	1	39	59	-20	25
7	Croydon	19	7	10	2	62	56	6	23
8	West Adelaide	19	7	11	1	40	49	-9	22
9	Central United	18	7	11	0	78	69	9	21
10	Cove	19	4	14	1	47	102	-55	13
11	Gawler	19	1	17	1	22	230	-208	4



Junior Champions and Cup Winners

JUNIOR LEAGUE CHAMPIONS

<b>UNDER 17A</b> League Champions Runner Up	Para Hills Adelaide Blue Eagles
<b>UNDER 17B</b> League Champions Runner Up	MetroStars Cumberland United
<b>UNDER 17C</b> League Champions Runner Up	Croydon White City
<b>UNDER 16A</b> League Champions Runner Up	Adelaide City Para Hills
<b>UNDER 16B</b> League Champions Runner Up	White City Cumberland United
<b>UNDER 15A</b> League Champions Runner Up	Para Hills Adelaide City
<b>UNDER 15B</b> League Champions Runner Up	Adelaide Comets Croydon
<b>UNDER 15C</b> League Champions Runner Up	Pirates White City
<b>UNDER 14A</b> League Champions Runner Up	Adelaide City Croydon
<b>UNDER 14B</b> League Champions Runner Up	Seaford Cumberland
<b>UNDER 14C</b> League Champions Runner Up	Adelaide Cobras Gawler
<b>UNDER 13A</b> League Champions Runner Up	West Adelaide Para Hills
<b>UNDER 13B</b> League Champions Runner Up	Croydon Western Toros
<b>UNDER 13C</b> League Champions Runner Up	Adelaide Cobras Enfield City
<b>UNDER 12 CENTRAL</b> League Champions Runner Up	MetroStars Adelaide City
<b>UNDER 12 NORTH</b> League Champions Runner Up	Para Hills Raiders
<b>UNDER 12 SOUTH</b> League Champions Runner Up	Cove Cumberland United



CUP WINNERS

<b>UNDER 17</b> Cup Winners Runner Up	Para Hills WT Birkalla
<b>UNDER 16</b> Cup Winners Runner Up	Adelaide City MetroStars
<b>UNDER 15</b> Cup Winners Runner Up	Western Toros Adelaide City
<b>UNDER 14</b> Cup Winners Runner Up	Adelaide Blue Eagles West Adelaide
<b>UNDER 13</b> Cup Winners Runner Up	West Adelaide Para Hills
<b>UNDER 12</b> Cup Winners Runner Up	Cove Para Hills

JUNIOR STATE LEAGUE CHAMPIONS

<b>UNDER 15 BLUE</b> League Champions Runner Up	MetroStars Adelaide Comets
<b>UNDER 14 RED</b> League Champions Runner Up	Croydon Adelaide Comets
<b>UNDER 14 BLUE</b> League Champions Runner Up	Fulham United Cumberland United
<b>UNDER 13 RED</b> League Champions Runner Up	Para Hills Adelaide City
<b>UNDER 13 BLUE</b> League Champions Runner Up	Fulham United Cove
<b>UNDER 12 RED</b> League Champions Runner Up	Para Hills MetroStars
<b>UNDER 12 BLUE</b> League Champions Runner Up	Adelaide City Cumberland United

Girls and Women’s Football - Final League Tables 2011

ADELAIDE AIRPORT WOMEN’S PREMIER LEAGUE

TEAM	P	W	D	L	F	A	PTS
MUWFC Magic	18	14	2	2	67	16	44
Adelaide Olympic	18	13	1	4	75	15	40
Adelaide City	18	13	1	4	76	19	40
Cumberland United	18	8	3	7	58	28	27
Fulham United	18	5	2	11	47	79	17
Sturt Marion	18	3	4	11	35	56	13
South Adelaide	18	0	1	17	13	158	1

ADELAIDE AIRPORT WOMEN’S RESERVE LEAGUE

TEAM	P	W	D	L	F	A	PTS
MUWFC Magic	18	15	1	2	83	16	46
Cumberland United	18	14	0	4	89	15	42
Adelaide City	18	10	1	7	56	28	31
Fulham United	18	8	2	8	34	57	26
Adelaide Olympic	18	8	0	10	36	44	24
Sturt Marion	18	4	0	14	26	90	12
South Adelaide	18	1	2	15	21	95	5

INDIVIDUAL AWARD WINNERS

<b>REFEREES CHOICE AWARD</b> Isabella Inglis	Fulham United	17
<b>HIGHEST GOAL SCORER</b> Laura Millar	MUWFC Magic	17

WOMEN’S DIVISION 2

TEAM	P	W	D	L	F	A	PTS
Munno Para	21	16	0	5	79	38	48
Salisbury Inter	21	15	2	4	75	25	47
Adelaide Comets	21	15	2	4	62	21	47
Adelaide Uni	21	8	4	9	45	44	28
Para Hills East	21	7	3	11	36	44	24
Adelaide Villa	21	4	4	13	31	73	16
Sturt Marion	21	4	4	13	30	76	16
Flinders Flames	21	4	3	14	23	60	15

INDIVIDUAL AWARD WINNERS

<b>REFEREES CHOICE AWARD</b> Jessica Obushak	Salisbury Inter	24
<b>HIGHEST GOAL SCORER</b> Natasha Stewart	Munno Para	36

INDIVIDUAL AWARD WINNERS

<b>SHIRLEY BROWN PREMIER DIVISION PLAYER OF THE YEAR</b> Winner Ebony Weidenbach MUWFC Magic	
Top six place getters were:	Votes
Ebony Weidenbach	MUWFC Magic 19
Maddie Du Rieu	Sturt Marion 17
Jessica Waterhouse	Sturt Marion 15
Ruth Wallace	Adelaide Olympic 15
Racheal Quigley	Adelaide Olympic 13
Sandra Scalzi	Adelaide City 13
<b>ADELAIDE AIRPORT PREMIER DIVISION HIGHEST GOAL SCORER</b> Racheal Quigley	Adelaide Olympic 23 goals

ADELAIDE AIRPORT WOMEN’S STATE LEAGUE

TEAM	P	W	D	L	F	A	PTS
Adelaide Uni	18	13	2	3	54	15	41
Para Hills Knights	18	12	4	2	47	17	40
Western Toros	18	10	3	5	55	23	33
Parafield Gardens	18	10	0	8	42	29	30
Adelaide Hills	18	7	2	9	32	41	23
Flinders Flames	18	4	2	12	24	44	14
Campbelltown City	18	0	1	17	5	90	1

INDIVIDUAL AWARD WINNERS

<b>ANN SERGEANT STATE LEAGUE REFEREES CHOICE AWARD</b> Racheal Quigley	Adelaide University	18
<b>ADELAIDE AIRPORT STATE LEAGUE HIGHEST GOAL SCORER</b> Racheal Quigley	Adelaide University	19

WOMEN’S DIVISION 3

TEAM	P	W	D	L	F	A	PTS
Adelaide Uni	18	14	2	2	74	19	44
NAB	18	10	6	2	57	23	36
Elizabeth Vale	18	10	2	6	45	39	32
Seymour	18	9	3	6	86	40	30
Salisbury United	17	7	0	10	32	51	21
Flinders Flames	17	4	1	12	23	76	13
Elizabeth Grove	18	1	0	17	23	92	3

INDIVIDUAL AWARD WINNERS

<b>REFEREES CHOICE AWARD</b> Victoria Akkermans	Seymour	32
<b>HIGHEST GOAL SCORER</b> Victoria Akkermans	Seymour	37

ADELAIDE AIRPORT PREMIER DIVISION		
TEAM OF THE YEAR		
Goalkeeper	Kristi Harvey	MUWFC Magic
Defender	Ebony Weidenbach	MUWFC Magic
Defender	Nicole Calder	Cumberland United
Defender	Rochelle Kuhar	MUWFC Magic
Defender	Emma Checker	Cumberland United
Midfield	Ruth Wallace	Adelaide Olympic
Midfield	Jessica Waterhouse	Sturt Marion
Midfield	Christine Papageorgiou	Adelaide City
Midfield	Katherine Ebbs	Adelaide Olympic
Forward	Katelyn Tucker	Adelaide City
Forward	Marijana Rajcic	Fulham United

WOMEN’S DIVISION 1

TEAM	P	W	D	L	F	A	PTS
Stirling	21	16	1	4	71	27	49
Seaford	21	13	2	6	60	37	41
Western Toros	21	12	3	6	59	41	39
MUWFC Magic	21	10	4	7	47	31	34
Adelaide City	21	9	4	8	32	37	31
Adelaide Hills	21	9	1	11	37	44	28
Gawler	21	5	4	12	21	41	19
Cumberland United	21	0	1	20	12	81	1

INDIVIDUAL AWARD WINNERS

<b>REFEREES CHOICE AWARD DIVISION 1</b> Mary Weaver	MUWFC Magic	19
<b>HIGHEST GOAL SCORER</b> Mary Weaver	MUWFC Magic	21
Hannah Custance	Stirling District	21

WOMEN’S DIVISION 4

TEAM	P	W	L	D	F	A	PTS
Para Hills United	21	19	1	1	167	10	58
Raiders	21	18	2	1	145	19	55
Adelaide Uni	21	14	7	0	65	61	42
Para Hills East	21	9	10	2	47	58	29
Salisbury Inter	21	7	11	3	27	83	24
UniSA	21	5	14	2	31	95	17
Flinders Flames	21	2	14	5	25	102	11
OUT	21	1	16	4	11	90	7

INDIVIDUAL AWARD WINNERS

<b>REFEREES CHOICE AWARD</b> Monica Loureiro	Raiders	32
<b>HIGHEST GOAL SCORER</b> Monica Loureiro	Raiders	47



WOMEN’S DIVISION 5

TEAM	P	W	D	L	F	A	PTS
Para Hills United	21	19	0	2	141	20	59
MOSA	21	16	2	3	106	27	51
Ingle Farm	21	13	6	2	53	41	41
Brahma Lodge	21	11	9	1	63	50	34
Roseworthy	21	6	14	1	38	76	19
Flinders Flames	21	5	16	0	24	104	15
Pulteney	21	4	15	2	24	63	14
Munno Para	21	4	16	1	20	88	13

INDIVIDUAL AWARD WINNERS

REFEREES CHOICE AWARD			
Alexandra Wilson	Pulteney		21

HIGHEST GOAL SCORER			
Priscilla Nemeth	Para Hills United		31



GIRLS AND WOMEN’S FOOTBALL – LEAGUE CHAMPIONS

UNDER 17 GIRLS		
League Champion	Adelaide Blue Eagles	
Runner-up	Cumberland United	

UNDER 15 GIRLS RED		
League Champion	Campbelltown City	
Runner-up	Adelaide City	

UNDER 15 GIRLS BLUE		
League Champion	Adelaide Hills	
Runner-up	Parafield Gardens	

UNDER 15 GIRLS PURPLE		
League Champion	Adelaide Cobras	
Runner-up	Para Hills United	

UNDER 13 GIRLS RED		
League Champion	Cumberland United	
Runner-up	Adelaide Cobras	

UNDER 13 GIRLS BLUE		
League Champion	South Adelaide	
Runner-up	Para Hills East Red	

CUP COMPETITIONS

ADELAIDE AIRPORT PREMIER/STATE LEAGUE CUP		
Winners	Adelaide Olympic	
Runner-up	Adelaide City	

DIVISION 1 & 2 CUP		
Winners	Stirling District	
Runner-up	Seaford	

DIVISION 3, 4 & 5 CUP		
Winners	Para Hills United	
Runner-up	NAB	

UNDER 17 CUP		
Winners	Fulham United	
Runner-up	Adelaide University	

UNDER 15 CUP		
Winners	Campbelltown City	
Runner-up	Adelaide City	

UNDER 13 CUP		
Winners	Adelaide Blue Eagles	
Runner-up	Fulham United	

OTHER INDIVIDUAL AWARDS

BOB BUSH PREMIER LEAGUE COACH OF THE YEAR		
Enzo Salzano	MUWFC Magic	

ADELAIDE AIRPORT STATE LEAGUE COACH OF THE YEAR		
Alasdair Rodgers	Para Hills Knights	

GOALKEEPER RISING STAR AWARD		
Georgia Williamson	Adelaide Hills	

CLUB VOLUNTEER OF THE YEAR		
Liz Bogue	Flinders Flames	

Awards Night Tables

TOP SERGIO MELTA MEDAL (SUPER LEAGUE)			
Steven	Grelli	Metro Stars	22
Nicholas	Orr	Adelaide City	20
Amberager	Yosief	Western Strikers	19
Michael	Matricciani	Metro Stars	15
Ricardo	Da Silva	Adelaide City	15
Jackson	Groves	Metro Stars	13
Kym	Harris	Adelaide Blue Eagles	12
Matthew	Deegan	Campbelltown	12
Michael	D Aloisio	Campbelltown	12
Nicholas	Budin	Adelaide City	12

TOP 10 BOB TELFER MEDAL (PREMIER LEAGUE)			
Johnny	Mavromatis	Pirates	18
Nathan	Andijanto	Adelaide Olympic	17
James	Skeffington	Pirates	16
Nicholas	Mavromatis	Pirates	15
Dion	Lambrinos	Adelaide Cobras	15
Michael	Keens	White City	14
Joseph	Costa	Enfield City	14
Daniel	Carter	Cumberland United	13
Keegan	Nash	Adelaide Comets	13
Carl	Robinson	Adelaide Olympic	12

TOP 10 MILAN IVANOVIC MEDAL (STATE LEAGUE)			
Aaron	Westervelt	West Adelaide	17
Aaron	Taye	Salisbury United	16
Mirza	Sljivo	Western Toros	14
Patrick	Keane	Northern Demons	13
Faustin	Machochi	Seaford	12
Keegan	French	Gawler	12
Aaron	Phillips	South Adelaide	11
Christopher	Reed	South Adelaide	11
Kindilon	Maclean	Seaford	11
Michael	Mastropaolo	Western Toros	11



Golden Boot Winner Michael Matricciani



Awards Tables

ROLL OF HONOUR

<b>Sergio Melta Medal</b> Steven Grelli	<b>Super League Player of the Year</b> MetroStars	22 votes
<b>Bob Telfer Medal</b> Johnny Mavromatis	<b>Premier League Player of the Year</b> Pirates	18 votes
<b>Milan Ivanovic Medal</b> Aaron Westervelt	<b>State League Player of the Year</b> West Adelaide	17 votes
<b>Charlie Caruso Award</b> Stefan Barletta	<b>Super League Reserves Player of the Year</b> Adelaide Blue Eagles	19 votes
<b>Len Alagich Award</b> Salvatore Monteleone	<b>Premier League Reserves Player of the Year</b> Enfield City	17 votes
<b>Peter Nikolich Award</b> Costi Tsakiridis	<b>State League Reserves Player of the Year</b> West Adelaide	15 votes
<b>John Francis Award</b> Joshua Desouza	<b>Super League Under 19 Player of the Year</b> Adelaide Galaxy	15 votes
<b>Rab Jones Award</b> Jonathon Rideout	<b>Premier League Under 19 Player of the Year</b> Cumberland United	25 votes
<b>Les Ivory Award</b> Adrian Parrella	<b>State League Under 19 Player of the Year</b> N.A.B	21 votes
<b>Super League Golden Boot Award</b> Michael Matricciani	MetroStars	18 goals
<b>Super League Coach of the Year</b> Aldo Maricic	Western Strikers	
<b>Premier League Coach of the Year</b> Derek Hall	Pirates	
<b>State League Coach of the Year</b> Steve Kitchin	South Adelaide	
<b>John Aloisi Rising Star Award</b> Thomas Maricic	Western Strikers	
<b>Hall of Fame Inductees</b> Adrian Santrac Damian Mori Kristyn Swaffer Tony Vidmar		
<b>Fair Play Award</b> Adelaide City		
<b>Mike Ingham Award</b> Regis Queffelec	<b>Referee of the Year</b>	
<b>Mick O'Malley Award</b> Christian Verdicchio	<b>Young Referee of the Year</b>	



Honours Lists

HALL OF FAME

The inaugural induction into the SA Soccer Hall of Fame was in 2003 and consisted of three levels and six different categories for induction. It took into account the involvement of individuals associated with the game dating back to 1902.

In 2011, in conjunction with the FFA, the SA Hall of Fame Honours Committee changed the induction process to cater for one level and two categories, Hall of Honour for Non-Players and Hall of Champions for Players.

HALL OF HONOUR

As a member for OUTSTANDING CONTRIBUTION	
2003	C. (Charlie) Caruso A. (Alex) Cichanowski F.S. (Frank) Draper* J. (John) Lindquist Sir Frank B. Moulden* B. (Basil) Scarsella AM R. (Bob) Telfer*
2004	D. (Denis) Harlow OAM G.W. (Gordon) Pickard AM J.A. (Jack) Smith N. (Nick) Bianco AM

ROLL OF HONOUR

As a member for DISTINGUISHED CONTRIBUTION	
2003	S.L.(Len) Alagich* Cav. M. (Mario) Bailetti* S.P. (Shirley) Brown D. (Donald) Campbell AM A. (Aleks) Cmielewski OAM T. (Tom) Holford* A. (Alex) Kosmina N. (Noel) Langley OAM* Z. (Zoran) Matic OAM P. (Peter) Nikolich* E.P. (Ted) Rowley* J.D. (Jimmie) Stewart* F. (Frank) Storr* M. (Mike) Wells
2004	A.T. (Allan) Crisp* M.J. (Mick) O'Malley*
2005	O.C. (Raz) DiCarlo V. (Wally) Tkachuk
2006	M.A. (Martyn) Crook* J. (John) Miller
2007	W.J. (Wendy) Carter
2008	W.I.S. (Iain) Gossland
2009	P. (Peter) Marafioti
2010	T. (Ted) Iuliano OAM

ROLL OF HONOUR

As a member for MERITORIOUS CONTRIBUTION	
2003	H.R. (Bob) Bush G. (Joe) Caputo J. (Jim) Connell J. (John ) Evans J. T. (Tom) Forde* A. (Ann) Gibbons R. (Rep) Giordano E.A. (Joe) Harvey* N.E. (Norm) Joynes* E. (Edmund) Kreft J.W. (Jim) Lawrenson T. (Tom) McKain* W.G. (Freddie) Pine*
2004	B.V. (Vic) Gentile
2005	R.J. (Bob) Cox* T. (Tony) Martella
2006	M. (Max) Huffa H.J. (Rudi) Templin*
2007	J. (Jan) Kierno
2008	D.S. (Debra) Rodda
2009	S. (Chic) Caudo N. (Norm) Graham
2010	Z. (Zoran) Karadzic

HALL OF CHAMPIONS

As a member for OUTSTANDING PERFORMANCE	
2003	J. (John) Kosmina B. (Bohdan) Nyskohus OAM J. (John) Nyskohus J. (John) Perin R. (Roger) Romanowicz
2004	M. (Milan) Ivanovic
2007	D. (David) Mitchell
2008	A. (Alex) Tobin A. (Aurelio) Vidmar
2010	D.M. (Dianne) Alagich

AWARD OF EXCELLENCE

As a member for DISTINGUISHED PERFORMANCE	
2003	W. (Billy) Graham H. (Henry) Kolecki J. (Jack) Mather A. (Bert) Walker* A.T.R. (Alf) White*
2004	N. (Neil) McGachey
2010	M. (Michael) Brooks

AWARD OF DISTINCTION

As a member for MERITORIOUS PERFORMANCE	
2003	W. (Billy) Birch C. (Charlie) DiBartolo M.M. (Malcolm) Dunbar* S. (Sergio) Melta N. (Nick) Pantelis*
2004	F.H. (Frank) Lister
2005	K. (Charlie) Horvath S.A. (Steve) Maxwell J. (Joe) Mullen

TRANSITION OF INDUCTION PROCESS - 2011

HALL OF HONOUR

As a member for OUTSTANDING CONTRIBUTION	
2011	A. (Adrian) Santrac

HALL OF CHAMPIONS

As a member for OUTSTANDING PERFORMANCE	
2011	D. (Damian) Mori K. (Kristyn) Swaffer T. (Tony) Vidmar



Honours Lists

SOUTH AUSTRALIAN BRITISH FOOTBALL ASSOCIATION

SOUTH AUSTRALIAN SOCCER FOOTBALL ASSOCIATION

SOUTH AUSTRALIAN FEDERATION OF SOCCER CLUBS

SOUTH AUSTRALIAN SOCCER FEDERATION

SOUTH AUSTRALIAN WOMENS SOCCER ASSOCIATION

FOOTBALL FEDERATION SA

LIFE MEMBERS

R.J. Holiday\*  
W. Pollock\*  
J.R. Willoughby\*  
J.A. Haines\*  
R. (Bob) Telfer\*  
H. Waterman\*  
H. Coley\*  
T. (Toby) Hunter  
J.H. March\*  
K. (Keith) Wallace\*  
H. (Harry) Danks\*  
T.C. Stephens\*  
F. Sharp\*  
H. (Hugh) Pozza\*  
A.S. (Alf) Sillitoe\*  
G. (George) Wallace\*

Award dates for recipients listed above are unknown

1924 J.D. (Jimmie) Stewart\*  
1924 F. (Frank) Storr\*  
1929 T.T. Thompson\* MP  
1929 J.B. Wallace\*  
1930 C. Campbell-Smith\*  
1932 E.P. (Ted) Rowley\*  
1932 J.W. Sinclair\*  
1934 W. Ashworth\*  
1934 E. Holmes\*  
1934 A. McMillan\*  
1936 W.O. Bootes\*  
1937 F. (Frank) Johnson\*  
1937 R. MacLachlan\*  
1939 W.R. Ainsley\*  
1940 J.R. Greenbank\*  
1940 C.M. Sharp\*  
1941 J.A. Croger\*  
1941 T. Walker\*  
1942 F.S. (Frank) Draper\*  
1946 S. Brodie\*  
1946 C.N. Thomas\*  
1953 J. (John) Lindquist  
1955 A. (Bert) Walker\*  
1958 W. Simpson\*  
1959 J. Marshall\*

1960 T. (Tom) Connoly  
1960 J. Hardy  
1963 CAV. M. (Mario) Bailetti\*  
1963 C. (Cliff) Connoly  
1967 A. (Alek) Cmielewski OAM  
1968 E.A. (Joe) Harvey\*  
1969 P. (Peter) Nikolic\*  
1970 W. (Wally) Tkachuk  
1971 J. (Jim) Connell  
1974 CAV. G. (Joe) Linarello\*  
1978 A. (Alex) Hastings\* BEM  
1980 I. (Lou) Penna  
1982 S. (Sid) Badenoch\*  
1984 S.L. (Len) Alagich\*  
1986 C.R. Brebner\*  
1988 G. (Guillio) Bailetti\*  
1988 D. (Jim) Carapetis  
1988 A. (Alex) Cichanowski  
1989 C. (Charlie) Caruso  
1989 A. (Alex) Kosmina  
1989 M. (Mike) Wells  
1994 S.P. (Shirley) Brown  
1994 T. (Truffy) Maginnis  
1994 A. (Ann) Sergeant  
1994 K. (Kath) Welsh  
1995 B. (Basil) Scarsella AM  
1996 O. (Orazio) DiCarlo  
1996 I. (Ian) Gossland  
1997 J. (Joan) Hall MP  
1999 D.S. (Debra) Rodda  
2000 L. (Les) Avory  
2001 T. (Ted) Iuliano OAM  
2001 M. (Mike) Lukovich\*  
2002 B. (Bev) O'Brien  
2004 A. (Arthur) DiFede  
2006 W.J. (Wendy) Carter  
2010 M. (Maria) Darby  
2010 D. (Dave) Hewitson  
2010 R. (Ray) Matthews

SOUTH AUSTRALIAN SOCCER FEDERATION

SOUTH AUSTRALIAN WOMENS SOCCER ASSOCIATION

FOOTBALL FEDERATION SA

PLAYER LIFE MEMBERS

1963 C. (Charlie) DiBartolo  
1963 J. (Jack) Mather  
1966 K. (Charlie) Horvath  
1966 A. (Alex) Beattie  
1966 R. (Bob) Telfer\*  
1967 J. (Jim) McCabe\*  
1969 J. (John) Perin  
1970 R. (Roger) Romanowicz  
1971 W. (Billy) Birch  
1971 N. (Nick) Pantelis\*  
1971 B. (Bohdan) Nyskohus OAM  
1975 H. (Henry) Kolecki  
1976 J. (John) Nyskohus  
1977 J. (John) Kosmina  
1992 N. (Neville) Flounders  
1996 M. (Milan) Ivanovic  
1996 D. (Dave) Mitchell  
1996 A. (Alex) Tobin  
2001 F. (Frank) Lister  
2001 B. (Barry) Reynolds  
2001 P. (Paul) Simmons  
2002 M. (Mark) Yates  
2003 M. (Michael) Brooks  
2003 D. (Daniel) Menechella  
2005 T. (Tracy) Jenkins  
2005 S. (Sarah) Barker  
2006 F. (Franca) DiBatolo  
2006 J. (Jill) Latimar  
2006 C. (Cindy) Romaine  
2007 S. (Sharon) Black  
2007 L. (Leanne) Trimboli  
2008 D.M. (Dianne) Alagich  
2010 S.A. (Steve) Maxwell  
2010 E. (Eric) Norman  
2010 M. (Michael) Pirone  
2010 K. (Kristyn) Swaffer  
2010 C. (Carl) Veart  
2010 A. (Aurelio) Vidmar  
2010 T. (Tony) Vidmar

SOUTH AUSTRALIAN SOCCER FEDERATION

FOOTBALL FEDERATION SA

MERITORIOUS SERVICE AWARD

1967 R. (Rudi) Alagich  
1967 R. (Reg) Casling  
1967 M. Petelskij\*  
1968 J. (Joe) Monsigneur  
1969 J. (Jim) Billington  
1970 H. (Harry) Thompson\*  
1970 H. (Harry) Stockley snr\*  
1971 J. (Joe) Krzys  
1971 A. Giordano\*  
1971 F. (Frank) Mitchell\*  
1972 K. Olejnik\*  
1973 F. Geiser\*  
1973 S. Upton\*  
1974 A. Bonaguro\*  
1974 A. Sereda\*  
1975 J.K.D. (Jeff) Ross\*  
1976 J. Legedza\*  
1976 S. (Stanslow) Perczak\*  
1977 W. (Bill) McGregor\*  
1980 K. Schaible\*  
1982 L. (Leon) Kolecki  
1983 J. (Jon) Bonthuis\*  
1983 J. (Jack) Smith  
1984 A. (Arthur) Economos  
1984 N.E. (Norm) Joynes\*  
1985 F. (Frank) Federowicz  
1988 D. (Denis) Harlow OAM  
1988 T. (Tom) McKain\*  
1989 G. (George) Docherty\*  
1990 W. (William) Jackson\*  
1990 K. Metanomski\*  
1991 R. (Ron) Roberts  
1992 J. (Joe) Natale  
1993 A.T. (Allan) Crisp\*  
1994 S. (Stefan) Lesnicki OAM  
1995 M.J. (Mick) O'Malley\*  
1996 F. (Fran) Christison  
1997 D. (Des) Noah  
1998 F. (Frank) Nurse  
1999 I. (Irena) Pamula  
2000 G. (Gene) Lomman  
2001 R. (Bob) Low  
2002 D. (Donald) Campbell AM  
2003 B.V. (Vic) Gentile  
2003 B. (Bryan) Hearn  
2003 S. (Steve) Nikolic  
2004 Discontinued as an award  
Transition to FFSA

\*Deceased

Who will you be today?



Show some Respect



GIVE IT!  
GET IT!

RESPECT



The FFSA acknowledges the FA in the development of this material



147 Flinders Street  
Adelaide SA 5000  
Scottish Enterprises Pty. Ltd.  
"Go the Red Lichties!"





# Corporate Partners

# Corporate Partners



**MAJOR SPONSOR**  
Naming Rights Men's League Super,  
Premier & State League



**MAJOR SPONSOR**  
Community Football



**MAJOR SPONSOR**  
Naming Rights Junior Premier League



**MAJOR PARTNER**



**PARTNER**  
Naming Rights Sponsor for Football  
Federation SA's Pre-Season Cup.



**PARTNER**  
Men's League Match Ball Supplier



**MAJOR SPONSOR**  
Naming Rights  
Women's Premier League



**MAJOR SPONSOR**  
Official Vehicle Supplier to the  
Football Federation SA



**PARTNER**




**PARTNER**



**PARTNER**



**MAJOR SPONSOR**  
Referee Mentor Program. The Official  
Ball Supplier to Football Federation  
SA's Senior Women's and Girl's  
Leagues, Junior Boy's Premier Leagues,  
Official Apparel Supplier to Football  
Federation SA Development Squads



**MAJOR SPONSOR**  
Official Beverage Supplier  
Naming Rights Federation Cup



**PARTNER**



**PARTNER**  
Official Photographer



**PARTNER**  
Referee Mentor Program



**PARTNER**  
Women's & JPL Match Ball Supplier –  
Official Development Clothing Supplier



**PARTNER**



