



Annual
Report
2008



Staff

Michael Carter

Chief Executive Officer

Wendy Carter

Club & Competition Manager

Steve Gregan

Men's Competition Coordinator

Dimitri Peppas

Junior Competitions Officer/
Media Liaison Officer

Rebecca Morrison

Women's Competition Coordinator

John Mundy

Coaching & Development Manager

Sue Tripodi

Community Football Development Officer

Richie Alagich

State Academy Development Officer

Airton Andrioli

Football Development Officer

Nathan Kosmina

Football Development Officer

Jonathan Ruse

Female Development Officer

Matthew Cream

Referee Development Officer
(FIFA Assistant Referee)

Marisa De Ceglie

Administration Officer

Cheryl Couzner

Finance Officer

Sarah Macdonald

Receptionist

Board of Directors

Rauf Soulio - President

Morry Bailes

Claudio Galloni

Ted Iuliano

David Hewitson

Bev O'Brien

Oleh Bilyk

Contents

| | | | |
|---|-----------|---|----|
| President's Report | 2 | Round 1 To 18 - Top Goal Scorers | 34 |
| Chief Executive's Report | 4 | League Tables - Seniors | 35 |
| Senior Men's Competition Report | 7 | League Tables - Reserves | 36 |
| Junior Premier League | 9 | League Tables - Under 19 | 37 |
| SAWSA Report | 10 | Devine Homes Final 5 & Top 5 Results | 38 |
| Game Development Report | 13 | Cup Results | 39 |
| Financial Statements | 16 | Junior Tables | 40 |
| Devine Homes Final 5 Breakfast | 21 | SAWSA State Teams Tables | 46 |
| Stratco Cup SA v WA Marden | 22 | Junior Premier League Tables | 52 |
| FFSA Cup 2008 | 23 | Awards Nights Tables | 53 |
| Devine Homes Final 5 & Top 5 Challenge | 24 | Awards Tables | 54 |
| State Talent Identification Championships | 25 | Tribute to Martyn Crook | 55 |
| Awards Night | 26, 28-30 | Honours Lists | 56 |
| Hall of Fame Inductees | 27 | | |
| South Australian Junior Soccer Association | 31 | | |
| Futsal SA | 32 | | |



President's Report

By Rauf Soulio

2008 Report

At the Player of the Year Night I quoted Les Murray as saying that the success of new Football in Australia owes much to the legacy of and the foundation established by old Soccer. An important part of the charter of Football Federation SA is the unification of our sport. That is being achieved not by forgetting what has happened in the past, but by building on the success of the past, while recognising that things have moved on and a new era of administration of the whole sport is required.

Such a comment may draw the protest that aspects of the administration of the sport have not seemed professional in recent years. Administering the sport for all participants is a complex task. People naturally tend to be inwardly focussed and concentrate on their own interests. Football Federation SA must balance the needs of all participants, and the interests of football as a whole, providing development at a grass roots level, providing pathways for future advancement as far as talent and dedication allow, and providing an opportunity to participate in the sport for all who wish to do so.

The Hall of Fame inductees are an important example of continuity in our sport. This year we were pleased to welcome Aurelio Vidmar, Alex Tobin, Iain Gossland and Debra Rodda as members of the Hall of Fame, and we gratefully acknowledge the work of the members of the Hall of Fame committee. We are also pleased to have recently re-established the connection with Football House. The administration operations will be conducted from Football House in 2009 with Development operations remaining at Santos Stadium.

We all noted with both shock and sorrow the untimely passing of Martyn Crook whose

contribution to the sport in this state and at a national level will only be fully realised as his absence hits home. Football Federation SA will, commencing in 2009, permanently acknowledge Martyn's contribution.

During 2008 Football Federation SA has taken significant steps towards fulfilling its charter to achieve unification of our sport for the benefit of all participants. It has been very pleasing to have the South Australian Junior Soccer Association, the South Australian Women's Soccer Association, Soccer SA Referees Branch, and the Collegiate and Masters Leagues come under the umbrella of Football Federation SA. These sectors of the sport have officially joined the Professional Men's competition and the Futsal competition as part of the Football Family.

The Professional Men's competition was of course the first fully integrated competition for Football Federation SA. That arrangement will only go forward and improve. The strength of the Professional Men's competition was demonstrated by the very close finish achieved in each of the three leagues, with almost all teams in finals contention until the end of the season. The quality of that competition was also evidenced by the success of the State Team in the Stratco Cup, and the A League opportunities which have developed. The Futsal competition has again been successfully run with ever increasing participation in this exciting aspect of the sport. The initiatives being developed will both increase the opportunities for participants and enhance the competitiveness of the teams at national level.

We are fortunate in having the ongoing support of the Minister for Sport, Mr Michael Wright and a close and supportive

President's Report

relationship with the Office of Recreation and Sport. We are grateful for the assistance and the guidance provided including the assistance with office accommodation. In 2009 we will seek to build on that relationship, and the relationship with Federal counterparts, Local Government Authorities and our corporate partners as we continue the work necessary to establish State Headquarters for the unified sport.

I thank my fellow Board members, David Hewitson, Bev O'Brien, Ted Iuliano, Morry Bailes, Claude Galloni, and Oleh Bilyk for their dedication and their countless hours of selfless unpaid work performed in the interests of football and of the participants in football. I also thank retired Board members for their past contribution and for their ongoing loyalty to Football Federation SA.

On behalf of the Board I acknowledge the tireless work of our CEO Michael Carter and his team who work all hours to make things run smoothly. In the past year Michael, both personally, and through his team, has achieved a great deal in the unification process, in the establishment of corporate relationships, and in the development and advancement of football.

On behalf of the Board, I also acknowledge the enormous contribution made by those who help make football the successful sport that it is, by their voluntary service at senior and junior level as club administrators, coaches, trainers, referees, canteen operators, and transport providers.

May 2009 bring success.

With best wishes,



Senior State Team 2008



Under 14 State Team



Chief Executive's Report

By Michael Carter

2008 Report

2008 has been a challenging and rewarding 12 months for the organisation. I am pleased to provide my first annual report for Football Federation SA.

Football Federation SA has welcomed many new partners in 2008 as we strive to provide value to members, participant clubs and associations and our corporate partners.

Unification

The process of providing a unified body for Football in South Australia has moved positively in the direction outlined by Football Federation Australia. Agreements were reached with a number of independent bodies in 2008 including;

- South Australian Junior Soccer Association (SAJSA)
- South Australian Women's Soccer Association (SAWSA)
- Soccer SA Referees Branch
- Collegiate Soccer League (CSL)
- SA Masters Soccer League (SAMS)

The South Australian Junior Soccer Association was the first independent group to become part of the Football Family in 2008. In total 7 regional associations and 3 metropolitan associations accounting for some 10,000 players is now a part of the Federation. A commitment to improve delivery of national and state development activities both regionally and throughout metropolitan Adelaide was a major catalyst in achieving this partnership. FFSA staff had contact with all associations in many areas including game development activities, assistance in council liaison in relation to facilities and strategy.

Unfortunately the Elizabeth & Districts Junior Soccer Association withdrew their affiliation with the SAJSA which in turn will prevent players and coaches from accessing national pathways and state events moving forward.

The South Australian Women's Soccer Association after lengthy negotiations agreed at a Special General Meeting to deregister as an association and amalgamate all programs and competitions within Football Federation SA structure. The women's game has been well positioned by the SAWSA board and staff. Amalgamation of activities will increase available resources to the women's game and will enhance the growth and future development of the game in South Australia.

Season 2008 saw Football Federation SA work very closely with the SA Soccer Referees Branch. Agreement was reached late in 2008 ensuring a greater involvement in terms of administration and additional development support. This step will allow for greater emphasis on the retention, recruitment and continued development of referees whilst improving administrative activities of the organisation.

The Collegiate Soccer League and SA Masters Soccer League reached agreement and will now form the basis of the Amateur Standing Committee as we head towards elections. Both organisations have and will continue to run very successful competitions whilst being part of the official football family in South Australia.

Many questions have been raised in relation to negotiations with the South Australian Amateur Soccer League. Football Federation SA's position is that agreement details have been presented and accepted by the SAJSA, the Collegiate and Masters Soccer Leagues. The same terms and conditions have been

Chief Executive's Report

presented to all parties which in effect enables groups to continue operating their competitions, manage and control their finances whilst adopting national regulations including the registration process and disciplinary procedures and contributing to the development of Football in the State.

Corporate Partners

The profile of Football throughout the state and nationally together with the large participation base has seen the Federation welcome new partners and strengthen many existing relationships. Football Federation SA is very fortunate to be associated with many quality brands known both internationally and nationally.

The South Australian State Government continue to provide funding assistance through the Office for Recreation and Sport and Statewide Enhancement Program. Valuable funding allows our development team to service metropolitan and regional South Australia and their contribution is invaluable to the ongoing success of our programs.

Season 2008 saw Devine Homes partner the Federation as major sponsor. Their involvement to date has been very rewarding and valuable to the organisation. The three year agreement shows Devine Homes commitment to the sport of Football in South Australia.

The past twelve months has also seen the introduction of the Hyundai Motor Company who agreed to a three year agreement for the supply of development vehicles enabling our team to again service South Australian Football participants. The Federation has also welcomed Westpac Bank, Nike and IDM Sports whilst continuing our relationship with global

giant McDonalds. The Devine Homes Final 5 Series also saw Bianco Constructions Supplies, Boral, Direct Interiors, Garvan Financial Planning, O.P. Consultants and Scalzi Produce partner the Federation.

Community Partnerships

The Football Federation SA participated in many community activities to raise awareness of the game and establish Football Federation SA as a state sporting organisation that catered for all skill sets and genders.

- The Cancer Council "Call for Arms" event to raise awareness and funds for men's cancer.
- "Say No To Racism" month in partnership with The State Government and the Office for Recreation and Sport, to increase awareness of the issue and encourage people involved in our sport and in all sports to reject anti-social behaviour
- National Youth Week (NYW) hosted by the South Australian Sport and Recreation Association for People with Integration Difficulties (SASRAPID)
- "Be Active" programs
- "Play by the Rules" programs
- National Scouting Report (NSR) for Football scholarships at American universities
- Special Olympics Gala Day
- Indigenous Gala Day
- New Arrivals Program for Young Women

Initiatives

Football Federation SA was one of two member federations to pilot Football Federation Australia's National Registration Database, which in time will provide a centralised registration portal throughout Australia. The process will enable FFSA to track player pathways, highlight growth areas and plan into the future with up to date data each season.

The introduction of a State Insurance Policy was a major catalyst in providing for a unified organisation. The policy was designed to provide associations, clubs, players, referees, volunteers and parents with value and peace of mind knowing that if an incident occurred on or off the field of play a level of cover would be provided. The online management of insurance claims provided an easy to access service for all. The number of claims recorded in 2008 rose and unfortunately a slight increase in the premium is likely.

Competitions

The Men's League competition saw two new teams enter the State League to increase the elite competition to 30 clubs in 2008. Season 2008 also saw the return of the Top 5 Finals Series.

The Junior Premier League saw an impressive increase in the number of participants rise from 4,319 in 2007 to 5,013 in 2008.

Over 4,000 people attended the Devine Homes Super League Final 5 Series Grand Final which saw Adelaide City defeat MetroStars 2-0 at Hindmarsh Stadium to be crowned Super League Champions to claim their fourth successive title, while Metro Stars defeated Adelaide City 1-0 at Hindmarsh Stadium to win their second FFSA Cup.

Chief Executive's Report

Partnership with Football West saw the resurrection of State Football. Football Federation SA, lead by head coach Airtion Andrioli defeated Football West 3-0 in a contest held at the Marden Sports Complex. Season 2009 will see South Australia travel to Perth to compete in the away leg of the Stratco Cup. Football Federation SA will continue to explore opportunities for state football with other members states and international teams to ensure our players have the opportunity to represent South Australia.

Coaching & Development

The Coaching & Development department have been active in 2008 due to the growth of the Football Federation SA family. Development of the game is critical to the success of the organisation. Metropolitan and regional delivery of national and state initiatives is a major focus as we strive to provide value for membership. Education of coaches, referees, talent identification and the promotion of the game to school children provides the organisation with a huge challenge. The development team encourages contact from clubs and associations to ascertain potential benefits from the Federation involvement.

The past twelve months has seen the Development department visit 39576 participants for school/holiday coaching sessions covering 294 Schools both metropolitan and regional. 546 participants took part in Coaching Courses throughout 2008, with 337 completing the Junior Coaching Licence. 590 participants took part in the Level 5 Introductory Referee Course throughout 2008. Continued growth in the game of Football will drive the need to streamline

activities to ensure we are a leader in the delivery of the sport.

Finance

Financially Football Federation SA is in a stable position and recorded a modest surplus of \$9,309 for the period ending October 31 2008 whilst the Balance Sheet showed an improvement in the financial position of the Federation. Generating alternative avenues of income will be a major focus for the organisation.

Football Federation SA is committed to returning excess revenue to our sport through development programs including referee and coach education, facility development and other initiatives.

Challenges for Football Federation SA

Season 2008 has been rewarding in many areas. However, many challenges face the sport over the next twelve months including;

1. The establishment of a State Headquarters for the sport in South Australia
2. The formation of Standing Committees and Board elections
3. The conduct of metropolitan Facilities Audit highlighting areas of deficiency and opportunities for growth.
4. The development and expansion of the Futsal program in South Australia
5. Establishment of a Football Federation SA Volunteer Recognition Program
6. Review of marketing strategy in an attempt to increase attendance at Super, Premier and State League matches

7. Continued improvement in the service and delivery of national and state development programs for the benefit of all within South Australia
8. Continued improvement in competition management systems
9. Continued improvement in communication with stakeholders
10. New and improved Web Site allowing for ease of access and information sharing
11. Retention of existing corporate partners

Finally, despite the many challenges facing the Football Family, the past twelve months has been a positive year for the organisation. The entire staff at Football Federation SA have shown dedication in their respective roles. All are very aware that the next twelve months will be as challenging as the one just past.

I would like to show my appreciation to the Board of Directors. The group of professionals we have on the Board is invaluable to the organisations development as a relatively newly formed body.



Senior Men's Competition Report

By Steve Gregan

Competitions

Season Calendar & Fixtures

A welcome return to Finals Football was launched in 2008 adding more games to the season calendar. The season commenced in March and went through to that traditional time "finals fever" of September. Super League clubs were involved in the Devine Homes Final 5 Series to determine the Champion. Premier and State League clubs were involved in a Top 5 Challenge, not effecting promotion & relegation between leagues.

Devine Homes became a valued major sponsor of the Final Series and the Senior Men's League for a 3 year period.

League Structure & New Teams

We welcomed to the State League competition the South Australian Sports Institute (SASI) and West Adelaide Blues. This enabled FFSA to run a three league 10 team competition of 18 rounds thus gaining consistency across all leagues. Promotion & Relegation was set as a two up two down situation across the competition.



League Season

The league season was very close and competitive. There were 18 matches with promotion, and in some games relegation being decided in the last round and even in the final minutes.

Super League Minor Premiers Adelaide City rounded off a tougher than usual season and went on to be crowned Super League Champions in the Devine Homes Final 5 Grand Final against local rivals MetroStars. Adelaide Hills had a very steady season and were crowned Premier League Champions while Salisbury United finished the stronger in a three horse race for the State League Championship. Congratulations to all League Runners up and Minor Premiers in all other divisions.

The Goals

A massive 2,958 goals were scored across all divisions during the home and away season. In the senior grades Super League 253, Premier League 287 & State League 363. The highlights must go to U19 Minor Premiers Cumberland United who netted 68 goals closely followed by Pirates U19 with 58. In the senior competition SASI were the leaders with 60 and West Adelaide Blues performed well in all grades netting 58 goals at senior level.

Congratulations to all players that netted in 2008. Goal machine Damian Mori once again took out the top award "The Golden Boot" in the Super League with 15 goals. Across other competitions, State League senior player Miroslav Markovic (West Adelaide Blues) totalled 23 goals during the home and away season.

Senior Men's Competition Report

Participation Rates

Senior adult player numbers were on a similar scale to 2007, in excess of 1,500 players registering for the 2008 senior season.

Competition Issues - Mandatory Suspensions & The Finals Series

Mandatory Suspensions were adopted across the Men's and Junior Competitions in accordance with Football Federation Australia's National Regulations. This proved to be very successful and maintained a fair and consistent approach.

Referees submitted reports to the FFSA for all Serious Infringements or any match day incidents. The FFSA were then able to action internally or forward to our independent

Disciplinary Committee. In excess of 190 individual reports were actioned by the FFSA & DC Members.

Disciplinary & Disputes Committee

Our independent Disciplinary Committee was headed by Chairman Alan Lindsay for the 2008 season. The Disciplinary Committee met on 17 occasions and heard 26 cases of a serious nature towards fellow players and match officials. Penalties ranged from the Mandatory one match suspension, to three cases of violent conduct towards match officials, where suspensions of 1-5 years were imposed. Their valued time, advice and professionalism to the FFSA and our game was very much appreciated.

In excess of 90 Disciplinary Infringement Notices and 20 Letters of Reprimand were issued to players, coaches and clubs during the season by the FFSA.

Serious Infringements - Red Card Offences

272 Red cards (All offences codes) were issued over a 27 week playing season and in addition the mandatory reporting of team coaches and club officials led to 15 senior coaches receiving touchline bans ranging from the mandatory one match up to a 5 game suspension imposed by the DC Committee.





Junior Premier League

By Dimitri Peppas

Competitions

The sport has witnessed an increase of player participation rates at junior level with 694 new players registering to play in the Junior Premier League in season 2008. The total player participation number for the Junior Premier League has dramatically increased from 3,245 players in 2005 to 5,013 in season 2008.

This season saw 22 teams participate in the Under 16 division, this was an increase of ten teams from the season before, and this can be indicated by the number of players who are choosing to go against the trend of the drop out age level where these players have decided to continue and remain in the sport.



The Junior Premier League was the first competition in Australia to pilot the new FFA National Registration Database, with the introduction of pre-populated forms which ensured that the registration system was convenient for all.

The JPL Cup Finals were once again held at Hindmarsh Stadium with the quality of matches a good indication of the level of standard of the Junior Premier League. Over 2,000 people were in attendance throughout the day with matches commencing from 9.00am and concluding at 8.30pm.

Player and Coach discipline was a concern at the commencement of the season, with the first round of the season recording a high number of Mandatory Suspensions handed down. However, in the second half of the season, the number of Mandatory Suspensions were significantly reduced.



Small Sided Games (SSG), a national initiative to encourage more possession with the ball on smaller playing pitches, was introduced to South Australia in 2008, with the Campbelltown City Soccer Club piloting the program with their 6 and 7 year olds. In season 2009, the FFSA will introduce SSG for ages 6, 7 and 8 into affiliated competitions, with the format to be intra-club.





SAWSA Report

By Wendy Carter

South Australian Women's Soccer Association

2008 proved to be a very momentous period for girls and women's football and the sport in general. In 1978 the South Australian Women's Soccer Association (SAWSA) was formed to provide opportunities for girls and women to participate in football. In 2008, SAWSA celebrated 30 years of girls and women contributing to the landscape of football in this state as well as making the historic decision to become a part of Football Federation SA (FFSA) as of the 1st November 2008.

SAWSA Competitions

With 2008 being SAWSA's final year as an independent organisation, the clubs ensured that it was one to remember from a competition point of view. For the first time, a major sponsor sponsored the Premier Division League and Cup Competitions and the Top Corner Sports Premier Division League produced one of the most exciting seasons in the history of SAWSA. By the final game of the season, three teams were still in contention to win the title, with Fulham United seeking their fifth consecutive title. Fulham's dream was not to be realised, with Sturt Marion Women's Soccer Club defeating them in the last game of the season and claiming the Top Corner Sports Premier Division.

The Top Corner Sports Premier Division League was not the only league to be decided on the last day of the season. In fact, of the twelve competitive competitions conducted by SAWSA, eight of them were decided by the last game of the season.

Not only was it a competitive year on the field but also the Shirley Brown Premier Division Player of the Year demonstrated just how competitive the year had been. This award was presented at the Annual SAWSA Awards Night, with a count back being conducted

from Round 16. With only the final round to be counted, three players were on even points, with another two players only one point behind. Once again it came down to the final game of the season to determine the winner and for the second consecutive year, Sharon Black from Sturt Marion WSC, was crowned the Shirley Brown Premier Division Player of the Year.

Also at the Annual Awards Night, one of South Australia's favourite players was honoured. Dianne Alagich, whose CV is one that most people can only dream about, was inducted as a SAWSA Player Life Member.

No matter what each club or individual player did achieve during 2008, without question 2008 illustrated just how competitive and even the competitions have become. All clubs should be congratulated for the contribution that they have made to the development of the SAWSA competitions and in particular for making 2008, SAWSA's 30th Anniversary, a truly memorable one.

As is the case every year, the SAWSA Board reviews all of the competitions conducted by the association to determine whether the programs are benefiting the overall development of the sport. One of the most glaring disparities was the standard of the Division One Competition in comparison to the Premier Division and evidently the Reserve Division had in fact become the second strongest competition.

In reviewing the competitions, the SAWSA Board reviewed the purpose and role of the Reserve Division and also addressed issues relating to the Division One. The outcome of this review resulted in the Reserve Division being withdrawn and both the Premier Division and Division One being restructured to an eight team competition for season 2008.

SAWSA Report

Although these changes will no doubt have repercussions on clubs and players in the short term, the decisions have been made to benefit the overall competitions long-term. Due to girls and women's football being a developing sport, the sport will continually evolve and as a consequence it is crucial that the organisation continues to gain feedback and review the structures on an ongoing basis to ensure that the competitions are meeting the needs of the sport.

Development Programs

During 2007/08 SAWSA conducted eight development squads. These development squads provided opportunities for players between the ages of 10-18 years to participate in programs that were a progression into state teams.

The Development Squads included three programs that were conducted in conjunction with South Australian Sports Institute (SASI). These programs included The Rising Stars Program catering for

players 13-14 years of age, Young Sensation Program catering for players 14-18 years of age and the Goalkeeper Development Squad catering for players 13-18 years of age. As a consequence of these programs, eight players progressed on to SASI Scholarships, with a further six players being identified for the Junior and Young Matilda teams.

In total over a 150 players participated across all Development Squads. These Development Squads provided a direct pathway into the SAWSA State Teams with a total of four State Teams being conducted in 2008 in the age groups of Under 12, Under 14, Under 15 and Under 17. In addition, SAWSA also assisted the State Schoolgirls Team with the appointment of the coach and the use of the SAWSA Home Ground.

National League

After many, many years of lobbying by SAWSA, the implementation of the Women's National League came to fruition with the establishment of the Westfield W-League in 2008. Adelaide United FC represents South Australia in this league and both Adelaide United FC and FFSA should be congratulated for pursuing this league and for completing the career pathway for female players. It is now the responsibility of the whole football community to ensure that they support the Westfield W-League in the same way that the Hyundai A-League is supported.

Grants and Sponsorship

In 2008 SAWSA was able to attract a major sponsor for the Premier Division, Top Corner Sports. This sponsorship enabled SAWSA to appoint Assistant Referees to all Premier Division Games, when available, host Games of the Month at Santos Stadium and also provide prize money, in the form



SAWSA Report



of merchandise vouchers, to the winning teams and runners-up in both the Premier Division League and Cup.

The sponsorship benefits provided to Top Corner Sports also included benefits associated with Adelaide United FC. Since its inception, Adelaide United FC has provided assistance to girls and women's football in one form or another. Their continued support in 2008 assisted SAWSA to provide a sponsorship package to attract a major sponsor to SAWSA.

In addition to Top Corner Sports, Errea continued their sponsorship of all SAWSA Development Squads and State Teams. This sponsorship has enabled SAWSA to cover some of the costs associated with clothing and equipment for all of these programs. This partnership will continue for the 2009 season.

SAWSA also continued to benefit from the receipt of grants in 2008. The Office for Recreation and Sport (OR&S) continued to support the New Arrivals Young Women's Soccer Program. This program was given a boost in 2008 with the appointment of a Project Officer to the program, Passant Adly. The program offered young women from New Arrival Backgrounds the opportunity to participate in weekly coaching sessions and to then be linked into local clubs. In total

38 young women attended the coaching sessions with 14 participants being linked into local clubs. It is anticipated that this program will continue in 2009.

Also in 2008 SAWSA was successful in obtaining a grant through the OR&S and the Community Recreation and Sport Facilities Funding Program. This grant has enabled SAWSA to upgrade the playing surface and also install additional lighting. These improvements to SAWSA Park now ensures that there are two full size fields and a training field fully lit.

At the end of 2007 SAWSA gained funding through the Federal Government for the Healthy Active Australia Community and School Grant. Through this funding a Female Development Officer for Girls and Women's Football was to be appointed. The appointment of this person occurred in August of 2008, with the appointment of Jonathan Ruse to the position. Jonathan is now working to not only develop and promote football to school aged girls but also to develop and implement programs for mature aged women. To date, school clinics, school carnivals and a Mother and Daughter program have been implemented. The main aim of this funding is to increase girls and women participation in physical activity and sustain this participation.

Conclusion

As outlined previously SAWSA celebrated 30 years of girls and women's football and many, many people have contributed to the development of the sport over this time. Some people today may not be fully aware of the development that has occurred over this period but I am sure if you speak to some of the more senior players in the Adelaide United FC W-League Team, they will tell you that they had to achieve many of their goals without the assistance of many of the programs and structures that are in place today. In fact the sport has developed significantly in the last 10-15 years and I have no doubt that it will continue to do so again in the next 10-15 years.

Women's football is a relatively young sport that is still evolving and as it does new challenges and opportunities will be created for all of us to face and embrace. With the sport now coming under the one umbrella I have no doubt that the FFSA will ensure that all areas of the sport are developed to their full potential. Perhaps in the next 10-15 years we will see football become the number 1 sport for girls and women.





Game Development Report

By John Mundy

Game Development

One of the priorities for the FFSA has been to grow participation in geographical and social economic areas of need and provide greater opportunities for specific groups such as females, the Indigenous community and those people with special needs to participate, with outcomes for better retention through the provision of quality programs, effective coaching (education) and club development. Central to this has been the need to recognise volunteers and communicate with them on an ongoing basis, thereby maximising their retention.

Two regional Community Football Co-ordinators were employed to provide through their expertise a pathway or logical sequence of programs, resources and services that are either in place, in planning or proposed. This was based on the identified needs of the football community and designed to support clubs and schools in providing a meaningful football experience for any member of the community.

The introduction of small-sided games has also been a positive, with presentations taking place all over the state. The presentations involve a 20 minute power point presentation followed by a 40 minute practical demonstration. Every Association has had the opportunity to observe and comment, as well as coaches receiving handbooks and a DVD.

Coach Education

The Grassroots Coaching Certificate involved over 100 participants. This is a certificate aimed specifically at parents and teachers as an introduction to coaching. This is a three hour practical course with a comprehensive book to accompany it, which is also a great reference tool for future coaching.

Accredited courses covering Junior, Youth, Senior, Goalkeeping and Futsal, serviced over 500 coaches.

Referee Education

Recruitment and Retention

A record 590 students undertook FFA Level 5 and 4 referee programs and Level 3 and 2 inspector programs in 2008. A focus on schools provided a large number of students for the programs and this focus will be continued and expanded. The challenge is to convert these graduates into active members.

Regional visits were conducted to Mount Gambier, Port Augusta and Broken Hill. Support was offered for referees in these areas and courses conducted.

The Coloured Shirt Program

The program continued with the support of the Government of South Australia Office for Recreation and Sport and Adelaide United FC. The program's aims include easier identification of inexperienced match officials and their needs; and combating and reducing abuse towards them.

Referee Development Squad

This squad was again brought together to accelerate development of referees with intensive coaching and training by experienced instructors. The format of the program is that it had a technical theory coaching component and a physical fitness/practical training component.

Topics included the basics, professionalism, self organisation and management, what makes a top referee, instructions to referees and assistant referees, communication, body language, signals, teamwork, fitness and injury prevention, and goal setting to reflect player's physical preparation for matches.

It is believed that this program will help gain valuable experience for the squad and that the development of these young referees over the next 3-5 years will prepare them to referee at elite levels.

Game Development Report

Regional Centres of Excellence

Regional Centres of Excellence have been set up in order to cater for those talented players who are geographically isolated and cannot access programs in major cities. Centres are a joint initiative between FFSA, local affiliated associations, Westpac and Devine Homes and are directed towards the talented under 12 age group and have the best training with the best, coached by highly skilled, specialist development coaches.

The emphasis for these Centres has been on strong technical skills and the start of good game skills. There will be a nationally standardised approach to the development of these young players through adherence to the National Curriculum and following the criteria developed under the accreditation and rating scheme.

There is now a clear pathway established that allows a smooth transition from country through to State and then National representation. This pathway can only be accessed through the programs sanctioned by Affiliated Associations and the FFSA. There are unsanctioned private academies operating in these areas that are unable to provide the same level of opportunity.

Country Camp

A three day Country Camp was held at Westminster School in the July School Holidays, with 48 participants selected from our Westpac and Devine Homes Centres of Excellence. The players were expertly coached by our development officers and State Coaches.

FFSA Academies

Academies have commenced with a new timeslot that is club friendly and all training will take place outside of the regular FFSA season through the summer months.

State Teams and Development squads

Two U/13 teams were sent to the Friendship Games in Sydney.

The State U/14's and U/15's players were called upon to represent SASI in the State League and reserves, and performed remarkably well. Both age groups competed at the National Youth Championships in Coffs Harbour. The U/14's didn't get past the group stage, but the U/15's had a great tournament, winning the group stage easily and getting through to the final, for the second year in a row. Unfortunately they were unable to repeat 2007's victory and lost to a very strong NSW team. They left the tournament with the consensus of opinion that SA played the most attractive football of all the states.



Mark Schwarzer

School Clinics

In 2008 we conducted 294 school visits throughout Adelaide and provided soccer specific coaching for 39,576 students. We extended our visits to include the Riverland, Port Lincoln, Victor Harbour and Adelaide Hills. Schools were excited to have the coaches create a fun environment whilst teaching the students football skills and improve their knowledge of the world game.

We had specialised coaches, Airton Andrioli, Joe Mullen and Richie Alagich attend high schools that have a focus on soccer as a specialised subject. These schools included Gleeson College, Henley Beach High School, Glenunga International High School and Wirreanda High School. Intense lessons, Junior Licences, Grassroots Certificates and theory sessions were all part of the learning provided to the students. This enabled them to significantly increase their skill level and complete the Year 12 sports component of their HSC.

On the 24th June the FFSA hosted Socceroo Mark Schwarzer. As part of his visit Mark attended Gleeson College, Prince Alfred College and Underdale High School for autograph signings and questions and answers. Gala Day Clinics were held at each venue by FFSA coaches Airton Andrioli and Richie Alagich. In total over 200 children took part in the clinics and also had the opportunity to meet Mark.

We have also combined with the Active After School Community to provide soccer for children in Out of Hours School Care and Vacation Care to encourage them to be active through soccer.

Game Development Report

McDonald's School holiday clinics

Were held in different locations throughout Adelaide covering the metro, north and southern areas with over 300 children attending. All participants received a gift bag which included a ball so that they could continue practising their skills at home.

Special Needs Groups

2008 saw Football Federation SA focus on special needs groups, including South Australian Sport and Recreation Association for People with Integration Difficulties Inc (SASRAPID), Teacher Expo promoting soccer in schools, The Australian Council for Health, Physical Education and Recreation South Australian Branch Inc (ACHPER) is active clinics

Regional Indigenous Programs

Indigenous clinics were held at Port Lincoln, Seaford and Port Augusta where 150 young indigenous boys and girls were given the opportunity to develop their technical skills and increase their level of club participation.

An Indigenous program was conducted at Port Augusta during the School Holidays, qualified Indigenous coaches ran sessions with assistance from our Development Officer.

National Scouting Report (NSR)

NSR provide an opportunity for young players who fall outside of the Elite Bracket to continue their Football Development on a full time basis through the American College System.

In 2008 the NSR through the FFSA conducted trials at Underdale High School. After a player was identified as having the potential to play College Football they were asked to attend a further interview with their parents which was purely focused on their academic achievements.

We had over 400 players register to participate in the trials and approximately 305 that actually took part. There were over 40 players who took up the offers from the 72 interviews that were held.

FFSA Annual Coaches Licence

Currently 246 Coaches from various Coaching Levels have registered with the FFSA. This Registration scheme provides Coaches with a 1 year subscription to the Soccer Coaching International website and also gives the coach an invitation to any Seminars that are held. Kelly Cross National coach Education Manager presented his study on the Argentina U/20 World Cup Winning Squad which was attended by 75 coaches.

National Youth League

A National Youth League presentation to the FFSA Clubs was hosted by the FFSA at Santos. John Boulton FFA Head of High Performance, Rob Baan FFA Technical Director and Melissa King the new National Youth League Manager were in attendance and presented to clubs and I am sure that the clubs left the meeting feeling pleased with the fact that there was no overlap with our local competition.

Talent Identification

Development Officers and State coaches attended the SAJSA State Championships at Seaford in June, the Country Championships in Mildura and the FFSA Championships at Para Hills. State Coaches attended various club games during the season.

The past twelve months has seen great change in focus for the expanding development team. We look forward to partnering clubs and associations for the benefit of all wishing to participate in our great game.

Financial Statements

FOOTBALL FEDERATION SA INC


STATEMENT BY MEMBERS OF THE COMMITTEE FOR THE YEAR ENDED 31 OCTOBER 2008


The committee has determined that the association is not a reporting entity and that this special purpose financial report should be prepared in accordance with the accounting policies outlined in Note 1 to the financial statements.

In the opinion of the committee the accompanying financial report as set out on pages 2 to 7:

- 1 Presents fairly the financial position of Football Federation SA Inc at 31 October 2008 and its performance for the period ended on that date in accordance with Australian Accounting Standards and mandatory professional reporting requirements
- 2 In accordance with section 35(5) of the Associations Incorporation Act 1985, the committee hereby states that during the financial period ended 31 October 2008:
 - (a)
 - (i) no officer of the association;
 - (ii) no firm of which an officer is a member, and
 - (iii) no body corporate in which an officer has a substantial financial interest,
has received or become entitled to receive a benefit as a result of a contract between the officer, firm or body corporate and the association
 - (b) no officer of the association has received directly or indirectly from the association any payment or other benefit of a pecuniary value.
- 3 At the date of this statement there are reasonable grounds to believe that the Association will be able to pay its debts as and when they fall due.

This statement is made in accordance with a resolution of the Committee and is signed for and on behalf of the Committee by:


.....
Board Member


.....
Board Member

Signed in Adelaide this 17th day of December 2008

Financial Statements

Income Statement For The Year Ended 31 October 2008

| Income | 2008 | 2007 |
|----------------------------------|------------------|------------------|
| Operational Grants | 264,022 | 542,900 |
| Championships & Nationals Income | 207,652 | 186,305 |
| Coaches Courses & Licences | 49,314 | 64,925 |
| Commission & Pools Income | 22,100 | 22,100 |
| Competition Affiliation Fees | 304,848 | 295,961 |
| Development Squad Income | 201,039 | 150,082 |
| Academies & Regional Programs | 25,174 | 81,204 |
| Affiliation Levy | 26,765 | - |
| Fines Collected | 11,771 | 1,891 |
| FFA Fees | 132,589 | 54,204 |
| Interest Received | 21,742 | 26,290 |
| Overseas Trip - Under 14'S | 135,460 | - |
| Player of The Year Income | 18,829 | 9,632 |
| Players Licence Fees | 75,844 | 47,660 |
| Players Insurance | 162,140 | 186,781 |
| Referees Courses & Licences | 16,538 | 10,105 |
| School Clinic Registrations | 54,457 | 27,420 |
| Sponsorship Income | 143,261 | 196,762 |
| Sundry Income | 5,100 | 4,224 |
| Sundry Sales | 3,057 | 11,033 |
| Total Income | 1,881,702 | 1,919,479 |

| Expenditure | 2008 | 2007 |
|------------------------------------|---------|---------|
| Academy Program Costs | 21,028 | 65,192 |
| Accounting Fees | 4,005 | - |
| Advertising - Non Promotional | 1,024 | 7,563 |
| Audit Fees | 5,000 | - |
| Bad Debts | 1,605 | 5,000 |
| Bank Charges | 1,763 | 758 |
| Championships Expenses | 175,679 | 162,217 |
| Coaching Licence & Course Expenses | 21,475 | 23,787 |
| Competition Prize Money & Expenses | 206,625 | 281,099 |
| Computer Costs | 5,631 | 28,303 |
| Conference & Seminar Costs | - | 10,279 |
| Depreciation | 7,955 | 10,618 |
| Development Squad Expenses | 214,561 | 159,229 |
| Feasibility Study | 19,742 | - |
| FFA Fees | 126,274 | 54,204 |

| Expenditure (continued) | 2008 | 2007 |
|--|------------------|------------------|
| Fines & Penalties | 1,114 | 2,243 |
| Hall Of Fame Expenses | 720 | - |
| Insurance - Workcover | 12,805 | 12,298 |
| - General | 1,214 | 1,822 |
| - Players Insurance | 168,628 | 145,699 |
| Interest Paid | 993 | 948 |
| Law Books, Work Books & DVD's | 17,483 | 19,548 |
| Leasing Expenses | 4,437 | 3,603 |
| Legal Fees | - | 6,896 |
| Marketing Expenses | - | 17,316 |
| Meeting Expenses | 2,996 | 2,109 |
| Minor Equipment Purchases | 118 | 4,344 |
| Operational Plan Expenses | - | 2,400 |
| Office & Petty Cash Expenses | 1,728 | 12,414 |
| Overseas Trip - Under 14'S | 134,445 | - |
| Payroll Tax | 8,351 | - |
| Printing & Stationery | 12,180 | 10,962 |
| Postage & Courier | 5,038 | 4,788 |
| Promotions, Advertising & Corporate Hospitality Expenses | 21,552 | 52,104 |
| Provision for Annual Leave | 20,297 | 7,925 |
| Provision for Doubtful Debts | 1,270 | 12,556 |
| Referee Courses | 974 | - |
| Rent & Occupancy Costs - Offices | 17,132 | 8,450 |
| Repairs & Maintenance | 651 | 110 |
| Salaries, Wages & Honorariums | 476,097 | 523,251 |
| School Clinic Expenses | 41,858 | 27,474 |
| Staff Training & Expenses | 2,550 | 2,139 |
| State Team Expenses | 6,123 | 22,532 |
| Subscriptions | 225 | 389 |
| Sundry Expenses | 4,952 | 19,558 |
| Superannuation Contributions | 43,807 | 46,155 |
| Telephone | 11,954 | 13,709 |
| Travel & Accommodation | 20,226 | 17,907 |
| Website Expenses | 9,650 | 17,888 |
| Year Book Expenses | 8,458 | 12,600 |
| Total Expenditure | 1,872,393 | 1,840,386 |
| Net Surplus For Year | \$9,309 | \$79,093 |

Financial Statements

Balance Sheet as at 31 October 2008

| | Note | 2008 | 2007 |
|-------------------------------|------|------------------|------------------|
| Current Assets | | | |
| Cash at Bank | | 501,663 | 307,101 |
| Cash on Hand | | 520 | 600 |
| Trade & Sundry Debtors | 2 | 143,301 | 292,375 |
| | | <u>645,484</u> | <u>600,076</u> |
| Non Current Assets | | | |
| Plant & Equipment at cost | | 41,706 | 39,257 |
| Less Accumulated Depreciation | | 27,261 | 19,306 |
| | | <u>14,445</u> | <u>19,951</u> |
| <i>Total Assets</i> | | <u>659,929</u> | <u>620,027</u> |
| Current Liabilities | | | |
| Trade & Sundry Creditors | | 83,599 | 223,117 |
| Accrued Expenses | | 23,000 | - |
| GST Payable | | 23,426 | 21,995 |
| Grants in Advance | | 120,000 | - |
| Income in Advance | | 50,000 | - |
| Payroll Liabilities | | 39,824 | 84,440 |
| Provision for Annual Leave | | 41,711 | 21,415 |
| <i>Total Liabilities</i> | | <u>381,560</u> | <u>350,967</u> |
| Net Assets | | \$278,369 | \$269,060 |
| Equity | | | |
| Members' Funds | | 278,369 | 269,060 |
| Total Equity | | \$278,369 | \$269,060 |
| Contingent Liability | 3 | | |

Statement of Changes In Equity for the Year Ended 31 October 2008

| | 2008 | 2007 |
|--|------------------|------------------|
| Members' Funds at the beginning of the Financial Year | 269,060 | 189,967 |
| Net Surplus attributable to members | 9,309 | 79,093 |
| Member's Funds At The End Of The Financial Year | \$278,369 | \$269,060 |

Financial Statements

Notes to the Financial Statements for the Year Ended 31 October 2008

Note 1: Statement of Significant Accounting Policies

This financial report is a special purpose financial report prepared in order to satisfy the financial reporting requirements of the Associations Incorporation Act 1985. The Committee of Management has determined that the Association is not a reporting entity.

The financial report has been prepared in accordance with the requirements of the Associations Incorporation Act 1985, and the following Accounting Standards: AASB 1031 : Materiality and AASB 110 : Events after Balance Sheet Date

No other applicable Accounting Standards, Australian Accounting Interpretations or other authoritative pronouncements of the Australian Accounting Standards Board have been applied.

The financial report is prepared on an accruals basis and is based on historic costs and does not take into account changing money values or, except where specifically stated, current valuation of non-current assets.

The following material accounting policies, which are consistent with the previous period unless otherwise stated, have been adopted in the preparation of this report.

(a) Income Tax

Under Section 50.5 of the Income Tax Assessment Act 1997 the income of the Association is exempt from income tax.

(b) Property, Plant & Equipment

Property, plant and equipment are depreciated over their estimated useful lives using either the straight line or diminishing value method. Profit and losses on disposal of property, plant & equipment are taken into account in determining the surplus for the year.

(c) Goods & Services Tax (GST)

Revenues, expenses and assets are recognised net of the amount of GST, except where the amount of GST incurred is not recoverable from the Australian Tax Office. In these circumstances the GST is recognised as part of the cost of acquisition of the asset or as part of an item of the expense. Receivables and payables in the statement of financial position are shown as inclusive of GST.

(d) Employee Benefits

Provision is made in respect of the Association's liability for annual leave at balance date. Long service leave is accrued in respect of employees with more than seven years' employment with the Association. Contributions are made by the Association to an employee superannuation fund and are charged as expenses when incurred. The Association has no legal obligation to provide benefits to employees on retirement.

| Note 2: Trade & Sundry Debtors | 2008 | 2007 |
|---|----------------|----------------|
| Trade Debtors | 157,127 | 243,742 |
| Less: Provision for Doubtful debts | 13,826 | 12,556 |
| | 143,301 | 231,186 |
| Sundry Debtors | - | 61,189 |
| | 143,301 | 292,375 |

Note 3: Contingent Liability

A contingent liability exists in relation to the potential repayment of surplus funds to any funding bodies. It is the board's view that any surplus represents unexpended funds and will not be repayable.

Financial Statements

BASSON NEWMAN & CO

Chartered Accountants

INDEPENDENT AUDITOR'S REPORT TO THE MEMBERS OF FOOTBALL FEDERATION SA INC

Report on the Financial Report

We have audited the accompanying financial report, being a special purpose financial report comprising income statement, statement of changes in equity, balance sheet, notes to the financial statements and the statement by members of the committee, of Football Federation SA Inc for the year ended 31 October 2008.

Committee's Responsibility for the Financial Report

The Committee of the association is responsible for the preparation and fair presentation of the financial report and have determined that the accounting policies described in Note 1 to the financial statements, which form part of the financial report, are consistent with the financial reporting requirements of the Associations Incorporation Act 1985 and are appropriate to meet the needs of the members. The committee's responsibilities also include establishing and maintaining internal control relevant to the preparation and fair presentation of the financial report that is free from material misstatement, whether due to fraud or error; selecting and applying appropriate accounting policies; and making accounting estimates that are reasonable in the circumstances.

Auditor's Responsibility

Our responsibility is to express an opinion on the financial report based on our audit. No opinion is expressed as to whether the accounting policies used, as described in Note 1, are appropriate to meet the needs of the members. We conducted our audit in accordance with Australian Auditing Standards. These auditing standards require that we comply with relevant ethical requirements relating to audit engagements and plan and perform the audit to obtain reasonable assurance whether the financial report is free from material misstatement.

An audit involves performing procedures to obtain audit evidence about the amounts and the disclosures in the financial report. The procedures selected depend on the auditor's judgment, including the assessment of the risks of material misstatement of the financial report, whether due to fraud or error. In making those risk assessments, the auditor considers internal control relevant to the entity's preparation and fair presentation of the financial report in order to design audit procedures that are appropriate in the circumstances, but not for the purpose of expressing an opinion on the effectiveness of the entity's internal control. The audit also includes evaluating the appropriateness of accounting policies used and the reasonableness of accounting estimates made by the committee, as well as evaluating the overall presentation of the financial report.

The financial report has been prepared for distribution to the members, for the purpose of fulfilling the committee's financial reporting under the Associations Incorporation Act 1985. We disclaim any assumption of responsibility for any reliance on this report or on the financial report to which it relates to any person other than the members, or for any purpose other than that for which it was prepared.

We believe that the audit evidence we have obtained is sufficient and appropriate to provide a basis for our opinion.

Independence

In conducting our audit, we have complied with the independence requirements of Australian professional ethical pronouncements.

Auditor's Opinion

In our opinion, the financial report of Football Federation SA Inc presents fairly, in all material respects the position of Football Federation SA Inc as at 31 October 2008 and of its financial performance for the year then ended in accordance with the accounting policies described in Note 1 to the financial statements.

In our opinion the accounts on which the reports are based are considered adequate pursuant to Section 37(3)(d) of the Associations Incorporation Act 1985, given the nature and scope of the activities of the association.



Trevor Basso - Partner
Basso Newman & Co
Chartered Accountants
Adelaide
18 / 12 / 08



Devine Homes Final 5 Breakfast

Events

Bright and early Wednesday morning 27th August 2008, FFSA held the Devine Homes Final 5 breakfast at Next Generation, Memorial Drive.

Coaches, Chairpersons and players of the Final 5 competing teams in Super League, Premier League and State League were invited to the breakfast which was hosted by FFSA CEO Michael Carter.

Steve Weightman, General Manager of Devine Homes presented the Minor Premiership Award to Adelaide City.

Natalie Adamopoulos host of Full on Football interviewed players and coaches competing in Week 1 of the Devine Homes Top 5 Challenge.





Stratco Cup SA v WA Marden Sports Complex

Events

In partnership with Football West and supported by Building supplier Stratco (WA), Football Federation SA were able to organise a return of State League Football. South Australia took on Western Australia at the Marden Sports Complex during October.

Appointed SA coach Airton Andrioli selected a strong SA line up featuring many experienced ex A-League & present Super League players and naming Richie Alagich as the team captain.


Goalkeeper Ben Moore was the one survivor from the last encounter between both states back in 2002.

Team Line & Sport Staff

Ben Moore, Richie Alagich (Capt), Kristian Rees, Michael D'Aloisio, Ivan Karlovic, Aaron Goulding, Simon Catanzaro, Louis Brain, Steven Grelli, Chad Bugeja, Fred Agius, Jim Stavrides, Mimi Saric, Michele Lastella, Scott Tunbridge, Daniel Godley. Coach Airton Andrioli, Assistant Coach Neil Tate, Team Manager Nathan Kosmina and Trainer Elio Bria.

SA proved to be the stronger side in warm conditions with a comprehensive 3-0 win and claimed the Stratco Cup for 2008.





FFSA Cup 2008

Events

Thirty three clubs participated in the 2008 FFSA Cup. Western Border Soccer Association's International were drawn at home against cup holders Adelaide City. Despite the match result which went in favour to the visitors, the increased local media exposure and the high attendance were positives to come out of the match for the region of Mount Gambier.

MetroStars were crowned winners of the 2008 FFSA Cup Final against Adelaide City with Michael Pirone's lone strike the difference in the match played at Hindmarsh Stadium.

MetroStar's Andrew Ciarla was awarded Man of Match for his outstanding on field performance for MetroStars. Western Strikers and Croydon Kings claimed the Cup honours in the Reserves and Under 19 finals respectively.



2008 FFSA Cup winners, North Eastern Metrostars



Devine Homes Final 5 & Top 5 Challenge

Events

An additional 50 matches made up the 2008 final series over the 4 week period. Preliminary games were hosted by local clubs with the Senior Grand Finals held at Hindmarsh Stadium. Reserve and Under 19 finals were held at the Marden Sports Complex and Adelaide City Park.

A crowd of 4,000 people witnessed a stand alone Super League Grand Final on a Friday night at Hindmarsh Stadium. Adelaide

City proved the stronger side taking out the Championship against MetroStars to clinch their 4th consecutive championship. Adelaide Hills and Western Strikers provided the game of the Finals with a thrilling penalty shoot out. The game was eventually taken out by Adelaide Hills. West Adelaide Blues took out the State League Challenge coming from behind at half time to defeat league champions Salisbury Utd.



2008 Super League Champions, Adelaide City



Anna and Francesca Belperio singing the Australian National Anthem before the Super League Grand Final





Events

State Talent Identification Championships

The 2008 FFSA State Talent Identification Championships were held at the Para Hills Soccer Club, The Paddocks.

The Championships act as a showcase for elite Junior Football in South Australia. The tournament's main purpose is as a Talent Identification event and forms an integral part of the talent identification pathway for promising male and female soccer players, coaches and referees within South Australia.

The event saw 544 boys and girls playing from age groups Under 11 to 14 in boys and Under 12 to 16 for girls.




Events

Awards Night



Les Avory Trophy,
U19 State League
Player of The
Year winner
Ibrahim Abdirahman.



Rab Jones Trophy,
U19 Premier League
Player of The
Year winner
Nicholas Bowie.



Peter Nikolich
Trophy, Reserve
State League Player
of The Year winner
Rocky Codispoti.



Len Alagich
Trophy, Reserve
Premier League
Player of The
Year winner
Sanjin Julardzija.



Charlie Caruso
Trophy, Reserve
Super League Player
of The Year winner
John Mastropaolo.



Mick O'Malley
Award, Young
Referee of The Year
joint winner
Daniel Goodwin.



Mick O'Malley
Award, Young
Referee of The Year
joint winner
Stephen Toth.



Mike Ingham
Award, Referee of
The Year winner
Stuart Smith.



State League Coach
of The Year winner
Angelo Giannitto.



Premier League
Coach of The Year
winner
Charlie Villani.



Fair Play Award
winner Cumberland
United President
Angela Macdonald.

Events

Hall of Fame Inductees



W.I.S. (Iain) Gossland

ROLL OF HONOUR as a member for **DISTINGUISHED CONTRIBUTION**

Migrated to Australia in 1967 from Glasgow, Scotland.

Contributed to the game of football as an Administrator, Life Member SAASL and SASF.

Member of the SAASL Management Committee 1975 to 2002, President 1978 to 1996. Initiated the formation of the SA Amateur League Referees Association in 1978, appointed interim Chairman 1978 and Referee Appointments Secretary 1978 to 1993. Member of the SASF Board 1982 to 1991 and Member of the SASF Players Appeals Committee in 1992. First President of the Australian (National) Amateur Soccer Association 1977.

Associated with the game of football in South Australia since 1973.



D.S. (Debra) Rodda

ROLL OF HONOUR as a member for **MERITORIOUS CONTRIBUTION**

Born in Adelaide, South Australia.

Contributed to the game of football as a Player, Manager and Administrator, Life Member SAWSA and awarded with the Australian Service Medal for services to Soccer in 2000.

Member SAWSA Management Committee 1987 to 1999 and again 2004 to 2007, Vice President 1988 to 1999 and represented South Australia in the SA State Masters Team as a Player and Manager between 1996 and 2002. Manager SAWSA State Team 1992-96 and again 1998, Manager SA State U/16 Team 1994-95, Australian U/19 Team Manager 1995 and Tour Leader SA State Seniors 1997.



A. (Alex) Tobin

HALL OF CHAMPIONS as a member for **OUTSTANDING PERFORMANCE**

Born in Melbourne, Victoria.

Contributed to the game of football as a Player, Coach & Manager, Player Life Member SASF.

Played 522 NSL games (NSL Record) over 20 years, Won 3 NSL Championships, 2 National Cup Winners Medals, an Oceania Champions Medal and Winner of the Joe Marston Medal in 1991-92 and 1993-94, Australia's most capped male footballer with 87 Full International appearances and 113 overall appearances, appeared in 2 World Cup campaigns 1994 and 1998 and captained Australia on 30 different occasions.

Inducted into the FFA National Hall of Fame 2007.



A. (Aurelio) Vidmar

HALL OF CHAMPIONS as a member for **OUTSTANDING PERFORMANCE**

Born in Woodville, South Australia.

Contributed to the game of football as a Player and Coach Played 294 NSL games (267 with Adelaide City) scoring 52 goals, NSL Player of the Year 2001 and Winner Golden Boot Award 2000/1, in 1994/5 at Standard Liege was Belgium's top goal scorer with 22 goals and was voted Oceania's Player of the Year 1995, represented Australia in 3 World Cup campaigns also the Confederations Cup in 1997 and 2001 and the Olympic Games in Atlanta USA 1996. Played 53 games for Australia 7 as Captain scoring 18 goals.

Adelaide United FC inaugural Club Captain and later became Assisant and the Head Coach.

Events

Awards Night

The 2008 FFSA Awards Night was held at The Marquee, Adelaide Oval on Wednesday 10th September. The night commenced with footage showcasing matches played throughout the 2008 Men's League season.

MC for the evening, Mark Aiston, welcomed Minister for Recreation, Sport and Racing Hon Michael Wright MP, who presented the Sergio Melta Medal for the 2008 Super League Player of the Year, to third time winner Simon Catanzaro.

Other dignitaries in attendance were Steve Georganas MP - Member for Hindmarsh (who was representing Kate Ellis Federal Member for Adelaide, Minister for Youth and Minister for Sport), the Hon Terry Stephens MLC - Shadow Spokesperson for Sport, Recreation and Racing, the Hon Rob Kerin MP - State Member for Frome and Jennifer Hughes - Director of Policy & Special Projects from the Office of Recreation and Sport.

FFSA President Rauf Soulio and Honours Committee Chairman Orazio Di Carlo presented the plaques to the Hall of Fame Inductees. Alex Tobin and Aurelio Vidmar were inducted into the Hall of Champions as Members for Outstanding Performance. Iain Gossland was inducted into the Roll of Honour as a Member for Distinguished Contribution and Debra Rodda was inducted into the Roll of Honour as a Member for Meritorious Contribution.

It was an excellent evening with a delicious 3 course meal served to the 390 guests who were entertained by "The Singing Waiters".



MC Mark Aiston



Minister for Recreation, Sport and Racing, the Hon Michael Wright MP



From left to right: Rauf Soulio (FFSA Board President), Aurelio Vidmar (HOF Inductee), Debra Roda (HOF Inductee), Alex Tobin (HOF Inductee), Orazio Dicarilo (HOF Chairman), Iain Gossland (HOF Inductee)

History Made As Catanzaro Claims Third Melta Medal



The 2008 Sergio Melta Medal created history as Campbelltown City Red Devils midfielder Simon Catanzaro became the first player to claim three Super League (First Division) Best and Fairest Medals.

Catanzaro, won the 2005 and 2007 Sergio Melta Medal. He polled votes in 11 matches including six best on grounds to claim the medal from Modbury's Nathan Day who did not receive any votes in the final two rounds, missing Round 18 with suspension.

Events

Awards Night



Moore First Comets Player Medallist

Ryan Moore became the first Adelaide Comets player to win an individual player Medal when he out voted team mate Mohammed Konneh and Cumberland United's Vas Parhas for the 2008 Bob Telfer Medal for the Premier League Best and Fairest.



Carl Maynard

Carl Maynard picked up the Super League Coach of the Year Award for his role with Adelaide Galaxy, which was voted by his peers.



Pearce Claims Another Medal

Salisbury United striker Shane Pearce beat young SASI talent Joseph Costa by one vote to claim the 2008 Milan Ivanovic Medal.

Pearce won the 2006 Bob Telfer Medal while playing for Enfield City.



Fred Agius

Adelaide City's Damian Mori claimed his fourth Golden Boot Award in a row for being the Super League Top Goalscorer. Award was accepted by Fred Agius on Damian's behalf.



Johnny Mavromatis



Ben De Bono



Joseph Costa

SA Sports Institute striker Joseph Costa, who missed out by a vote for the Milan Ivanovic Medal claimed the John Aloisi Award for the Rising Star Player for season 2008.

In a surprise twist, Johnny Mavromatis tied with Ben DeBono from Para Hills for the John Francis Medal (Super League Under 19) with 18 votes.

Mavromatis claimed 18 votes up to Round 10 before leaving Adelaide Galaxy to join Pirates from Round 11 to the remainder of the season.



2008 SAJSA Report

by Ray Matthews

South Australian Junior Soccer Association

2008 has been a landmark year for the South Australian Junior Soccer Association through the signing of an agreement to affiliate with FFSA for a trial period of 12 months on behalf of their member Association's.

This period will expire in June 2009, whereby all members will vote at the AGM to either sign permanently, or not. This agreement has come about after ongoing negotiations since 1997, with the SA Soccer Federation, Soccer SA and more recently since the inception of FFSA. These negotiations have been very complicated and protracted involving matters from Constitutional items to conditions and many areas between. Much of the discussions centred on services to be provided, such as player and coach development by FFSA and from the reports received it has been well provided and received.

This area is extremely important in growing the game, particularly areas such as Port Augusta and Port Lincoln where expertise is needed to enlarge the competition with qualified personnel.

Once again we held 2 championships during the year, State Championships at Seaford in June and Country Championships in September, at Mildura.

Both of these received record team nominations in 2008 and it was pleasing to see that the age group titles were shared around without any one Association dominating, which has happened in the past. It is particularly pleasing to see the likes of Port Lincoln becoming more competitive at the Country event and with further development should be winning titles soon. Testament to their eagerness they have nominated and been awarded the hosting of the Country Championship in September 2009, which our Executives are

sure their ability to organise, will be a credit to them. Port Augusta initially entered a team for the first time ever but unfortunately had to withdraw it at the last minute. Despite this they have assured us they are not discouraged and will definitely look to entering at least one team in 2009.

We also moved away from the routine this year by allowing Sunraysia to host the 2008 Country Championship at Mildura, which finished up being a very well run and attended event. The Sunraysia teams were very competitive and SAJSA will be inviting them to compete in future events providing we have the pitches available to cater for the nominations received.

2009 Championship venues have now been decided and will be in Mt. Gambier in June and as previously mentioned, Port Lincoln in September.

Finally none of the above would be possible without the hard work of all our 10 Association's, their committee's and last but not least my Executive committee, Shaun Crees, Barry Lewis, Rob Kilpatrick and Sam Pipinis all of whom I extend my personal thanks.



Futsal SA Standing Committee: Summary and Developments 2006-2008

by Arthur Di Fede

Futsal SA

Futsal SA Standing Committee 2006-2008

The Futsal SA Standing Committee held regular monthly meetings during 2008 to discuss a range of topics and issues to further develop the FIFA Futsal indoor game in South Australia under the guidelines of the governing body the Football Federation SA.

The Committee and Development officers spent hours travelling to South, North, West and regionally during the year for discussions and support in the development of Futsal, often at the expense of Futsal SA.

The key areas and methods for development of Futsal have been identified as;

- State School Championships
- Catholic Schools Championships
- National Schools Championships Inclusion
- Increased participation at the National Futsal Championships
- School development programs
- Country and Regional South Australia referee and coach education
- Facility Challenges
- Non sanctioned private operators
- Discussions with key stakeholders including FFSA, FFV, YMCA, SASRAPID, Members of Local Council, Facilities Managers & regional areas

Coaching and Development - 2008

Canberra 2008 - 100 players were selected from the Campbelltown, Magill and Salisbury Futsal Competitions to form 7 Boys and 3 Girls State representative teams who participated at the 29th National Futsal Championships in Canberra. There was a steady progress with 8 teams making it to the Quarter Finals and one team was runner up in the Grand Final of the Under 16 Boys competition.

Futsal SA held 2 Introductory Coaching courses by state Futsal Coach Tony LaScala with 18 participants. A level 1 Futsal Coaching Course was conducted by National Futsalroos Coach Scott Gilligan in which 10 Futsal SA Coaches obtained accreditation during the two day weekend course. Coaches meetings were held on a regular basis in preparation for the upcoming junior competitions and National Futsal Championships in Canberra 2009. 18 coaches and assistants were selected by Tony LaScala in preparation for the Nationals in 2009.

Referee Development - 2008

3 Futsal SA Referees attended the National Futsal Championships in Canberra in January 2008. All three referees gained valuable experience and were appointed to their respective level of Junior and Youth Semi Finals and Grand Finals.

An introductory Level 5 Referees Course was conducted by Futsal SA Referees coach Ray Grima. The course was held at Minlaton in the York Peninsula where 28 Participants attended in preparation for the Yorke Peninsula Competition.

Three Level 3 Futsal Referee Courses were conducted by Ray Grima in the months of

Futsal SA Standing Committee: Summary and Developments 2006-2008

June, July and August in preparation for the junior competitions during September '08 - March '09. There were ten participants, seven of whom have now been mentored and are currently officiating in junior competitions and Open Men Competitions.

The Football Federation of Victoria invited Ray Grima to Mentor and Assess referees at the FFV's State Schools Futsal Championships in Victoria.

A Level 2 Futsal Referees course and Level 3 Workshop was held over two nights by the National Futsal Referees Coach Geoff Magennis with the assistance of SA Futsal Coach Ray Grima. 16 Futsal Referees attended the Workshop and 4 referees gained level 2 Status.

4 Futsal SA Referees have been selected by Ray Grima to officiate at the 30th National Futsal Championships in Canberra 2009. Ray has been invited by the National Referees Coaching Director Geoff Magennis to attend the Nationals as a Referees mentor and assessor in January.

Holiday Futsal Clinics and Extra Tournaments and Events

4 sets of 3 hour clinics were held. Two at Gardens Recreation Centre at Parafield Gardens and two at Ingle Farm Recreation Centre in March and July.

42 children aged between 7 and 12 years attended the Parafield Gardens Clinics and 38 Children aged between 6 and 13 years attended the Ingle Farm clinics.

Development Officers Giancarlo Zumbo, Ray Grima and Tony LaScala delivered those clinics.

Adelaide United and Futsal SA held Futsal Clinics at Campbelltown Leisure Centre. 60

children attended the two day clinic. Ray and Giancarlo also assisted in the Adelaide United football Clinics held in the North by the Salisbury Council.

Existing Futsal Competitions

- 3 x Open Men Competitions at Magill Sports Centre - Tuesday, Wednesday and Sunday Nights
- Junior Competition at Campbelltown Leisure Centre - Saturday and Sunday
- Junior Competition at St. Jays Recreation Centre Salisbury - Saturday and Sunday

New Futsal Competitions

- 1 x Open Women's Competition - Sunday Evenings October - February
- 1 x Off-season Open Men and Youth Competition at The Gardens Recreation Centre in Parafield Gardens on Sunday nights from November - March 2009, which is hoped to continue progressing throughout the year.

Regional Futsal Competitions

Futsal directors Ray Grima and Giancarlo Zumbo attended the Minlaton v Jamestown Regional Challenge at Jamestown Sports Centre for Under 11, 12, 14, 16, Women and Open Men. Futsal SA Presented a Perpetual Trophy for the occasion. 4 Futsal Referees participated in the Finals at the Minlaton Futsal Competition and Futsal SA donated trophies to the most valuable player in the Finals for each category.

Successes in 2008

- Futsal in the North is starting to increase their number of junior teams at St Jays Recreation Centre competition
- New Youth and Open Men Competition started at The Gardens Recreation Centre
- Establishment of an Open Men's competition on Sunday nights
- Establishment of a Women's Competition
- Outdoor Coaches are starting to get involved, realising the benefits of playing Futsal to develop the outdoor player
- Coach accreditation

Aims in 2009

- Regional Development
- Expansion of school Futsal Clinics
- Holiday Futsal Clinics at Ingle Farm and The Gardens
- Growth in the Women's Competition at Magill
- Build on the Youth and Open Men competition at The Gardens utilising both courts
- Recruitment of Referees
- Increased number of coaching courses
- Increase team participation at National Futsal Championships and National Schools Championships.

Results

Round 1 to 18 - Top Goalscorers Tables

Super League

| | | |
|---------------------|----------------------|----|
| Damian Mori | Adelaide City | 15 |
| Scott Tunbridge | MetroStars | 12 |
| Mark Mulady | Para Hills | 10 |
| Jason Trimboli | Campbelltown City | 8 |
| Michael Matricciani | MetroStars | 8 |
| Aaron Westervelt | Raiders | 8 |
| Simon Catanzaro | Campbelltown City | 7 |
| Osama Malik | Raiders | 7 |
| Saranti Parissos | White City Woodville | 7 |
| Greg Hagias | Adelaide Galaxy | 6 |
| Nick Budin | Adelaide City | 5 |
| Paul Karittevlis | Adelaide Galaxy | 5 |
| Shaun McGreevy | Adelaide Galaxy | 5 |
| Michael Brooks | Croydon | 5 |
| Nathan Day | Modbury | 5 |
| Matthew Muscroft | Para Hills | 5 |
| Mimi Saric | Raiders | 5 |
| Chad Bugeja | White City Woodville | 5 |

Premier League

| | | |
|-------------------|-------------------|----|
| Mohammed Konneh | Adelaide Comets | 18 |
| Srdjan Jovanovic | Adelaide Olympic | 16 |
| Nathan Elliot | Adelaide Hills | 14 |
| Con Karittevlis | Adelaide Cobras | 9 |
| Ryan Mitchell | Adelaide Comets | 9 |
| Jonathan Gomez | Adelaide Hills | 7 |
| Alor Bulabek | Western Strikers | 7 |
| Charlie Bowman | Adelaide Hills | 6 |
| Evan Kostopoulos | Adelaide Olympic | 6 |
| Brenton MacDonald | Cumberland United | 6 |
| Scott Unglaube | Pirates | 6 |
| Diego Vinci | Western Strikers | 6 |
| Carl White | Cumberland United | 5 |
| Peter Waine | Enfield City | 5 |
| Lloyd Roberts | Noarlunga United | 5 |
| Ricky Mahoney | Panthers | 5 |
| Brett Rayner | Panthers | 5 |
| James Coley | Pirates | 5 |
| Nick Tattoli | Pirates | 5 |
| Stephen McNeil | Western Strikers | 5 |
| Francesco Muscara | Western Strikers | 5 |

State League

| | | |
|----------------------|------------------|----|
| Miroslav Markovic | West Adelaide | 23 |
| Shane Pearce | Salisbury United | 22 |
| Francesco Monterosso | SASI | 20 |
| Michael Edwards | Northern Demons | 15 |
| Joseph Costa | SASI | 14 |
| Vince Schimizzi | N.A.B. | 12 |
| Andrew Trimboli | Gawler | 9 |
| Bradley Docherty | Playford City | 9 |
| Steven Jackson | Playford City | 9 |
| Marco Scalzi | N.A.B. | 7 |
| Stephen Spiby | Salisbury United | 7 |
| Ilia Tsamakis | Toros | 7 |
| Steven Pirone | N.A.B. | 6 |
| Sam Farncombe | Northern Demons | 6 |
| Terence McGinnis | Port Pirie City | 6 |
| Christopher Pepe | SASI | 6 |
| Rhys Sinclair | Gawler | 5 |
| Scott Andrews | Gawler | 5 |
| Mark Perrone | SASI | 5 |
| Giuseppe Zotti | West Adelaide | 5 |

League Tables - Seniors

| | | P | W | D | L | GF | GA | GD | PTS |
|----------------|----------------------|----|----|---|----|----|----|-----|-----|
| Super League | Adelaide City | 18 | 12 | 1 | 5 | 33 | 17 | 16 | 37 |
| | MetroStars | 18 | 10 | 4 | 4 | 36 | 16 | 20 | 34 |
| | Campbelltown | 18 | 8 | 5 | 5 | 23 | 21 | 2 | 29 |
| | Para Hills | 18 | 8 | 4 | 6 | 28 | 25 | 3 | 28 |
| | Raiders | 18 | 6 | 7 | 5 | 30 | 22 | 8 | 25 |
| | Adelaide Galaxy | 18 | 7 | 3 | 8 | 31 | 30 | 1 | 24 |
| | Modbury | 18 | 6 | 4 | 8 | 20 | 26 | -6 | 22 |
| | Adelaide Blue Eagles | 18 | 5 | 6 | 7 | 17 | 20 | -3 | 21 |
| | White City Woodville | 18 | 6 | 2 | 10 | 20 | 30 | -10 | 20 |
| | Croydon | 18 | 2 | 4 | 12 | 15 | 46 | -31 | 10 |
| | | | | | | | | | |
| Premier League | Adelaide Hills | 18 | 11 | 3 | 4 | 39 | 15 | 24 | 36 |
| | Western Strikers | 18 | 10 | 4 | 4 | 36 | 20 | 16 | 34 |
| | Adelaide Comets | 18 | 9 | 3 | 6 | 38 | 27 | 11 | 30 |
| | Pirates | 18 | 7 | 5 | 6 | 25 | 23 | 2 | 26 |
| | Adelaide Cobras | 18 | 7 | 5 | 6 | 28 | 31 | -3 | 26 |
| | Adelaide Olympic | 18 | 8 | 2 | 8 | 33 | 37 | -4 | 26 |
| | Cumberland | 18 | 6 | 4 | 8 | 20 | 23 | -3 | 22 |
| | Panthers | 18 | 6 | 3 | 9 | 27 | 41 | -14 | 21 |
| | Enfield City | 18 | 5 | 5 | 8 | 21 | 29 | -8 | 20 |
| | Noarlunga Utd | 18 | 3 | 2 | 13 | 20 | 41 | -21 | 11 |
| | | | | | | | | | |
| State League | Salisbury United | 18 | 13 | 1 | 4 | 49 | 30 | 19 | 40 |
| | SASI | 18 | 12 | 3 | 3 | 60 | 29 | 31 | 39 |
| | West Adelaide | 18 | 12 | 2 | 4 | 58 | 22 | 36 | 38 |
| | N.A.B. | 18 | 12 | 2 | 4 | 45 | 33 | 12 | 38 |
| | Playford | 18 | 9 | 5 | 4 | 39 | 24 | 15 | 32 |
| | Northern Demons | 18 | 9 | 4 | 5 | 32 | 26 | 6 | 31 |
| | Gawler | 18 | 4 | 1 | 13 | 25 | 45 | -20 | 13 |
| | Seaford | 18 | 3 | 3 | 12 | 15 | 42 | -27 | 12 |
| | Toros | 18 | 3 | 1 | 14 | 22 | 47 | -25 | 10 |
| | Port Pirie | 18 | 1 | 2 | 15 | 18 | 65 | -47 | 5 |
| | | | | | | | | | |

League Tables - Reserves

| | P | W | D | L | GF | GA | GD | PTS |
|------------------------------|----|----|---|----|----|----|-----|-----|
| Super League Reserves | | | | | | | | |
| MetroStars | 18 | 11 | 1 | 6 | 54 | 25 | 29 | 34 |
| Adelaide City | 18 | 9 | 5 | 4 | 29 | 22 | 7 | 32 |
| Campbelltown | 18 | 9 | 4 | 5 | 39 | 25 | 14 | 31 |
| Adelaide Galaxy | 18 | 9 | 3 | 6 | 31 | 25 | 6 | 30 |
| Raiders | 18 | 9 | 2 | 7 | 35 | 34 | 1 | 29 |
| Adelaide Blue Eagles | 18 | 7 | 4 | 7 | 26 | 19 | 7 | 25 |
| White City Woodville*** | 18 | 7 | 3 | 8 | 35 | 33 | 2 | 21 |
| Para Hills | 18 | 6 | 1 | 11 | 19 | 37 | -16 | 19 |
| Modbury | 18 | 5 | 2 | 11 | 21 | 38 | -19 | 17 |
| Croydon | 18 | 4 | 3 | 11 | 26 | 57 | -31 | 15 |

*** Three (3) League Points Deducted from White City (Reserves) "Breach of FFSA Rules and Regulations Sections 64 and 65"

| | | | | | | | | |
|--------------------------------|----|----|---|----|----|----|-----|----|
| Premier League Reserves | | | | | | | | |
| Western Strikers | 18 | 14 | 2 | 2 | 53 | 17 | 36 | 44 |
| Pirates | 18 | 11 | 3 | 4 | 45 | 30 | 15 | 36 |
| Enfield City | 18 | 10 | 3 | 5 | 48 | 30 | 18 | 33 |
| Comets | 18 | 8 | 3 | 7 | 47 | 37 | 10 | 27 |
| Cobras | 18 | 8 | 3 | 7 | 38 | 40 | -2 | 27 |
| Panthers | 18 | 7 | 2 | 9 | 43 | 43 | 0 | 23 |
| Cumberland | 18 | 7 | 1 | 10 | 29 | 35 | -6 | 22 |
| Noarlunga Utd | 18 | 6 | 3 | 9 | 33 | 40 | -7 | 21 |
| Adelaide Hills | 18 | 4 | 2 | 12 | 22 | 52 | -30 | 14 |
| Adelaide Olympic | 18 | 3 | 2 | 13 | 21 | 55 | -34 | 11 |

| | | | | | | | | |
|------------------------------|----|----|---|----|----|-----|-----|----|
| State League Reserves | | | | | | | | |
| West Adelaide | 18 | 13 | 2 | 3 | 57 | 22 | 35 | 41 |
| Salisbury Utd | 18 | 11 | 3 | 4 | 46 | 22 | 24 | 36 |
| SASI | 18 | 11 | 2 | 5 | 53 | 25 | 28 | 35 |
| N.A.B. | 18 | 9 | 5 | 4 | 54 | 22 | 32 | 32 |
| Playford | 18 | 9 | 1 | 8 | 50 | 38 | 12 | 28 |
| Toros | 18 | 8 | 3 | 7 | 46 | 23 | 23 | 27 |
| Gawler | 18 | 8 | 3 | 7 | 33 | 32 | 1 | 27 |
| Northern Demons | 18 | 7 | 1 | 10 | 37 | 43 | -6 | 22 |
| Seaford | 18 | 3 | 2 | 13 | 24 | 75 | -51 | 11 |
| Port Pirie*** | 18 | 0 | 0 | 18 | 4 | 102 | -98 | -3 |

*** Three (3) League Points Deducted from Port Pirie City (Reserves) "Breach of FFSA Rules and Regulations Sections 64 and 65"

League Tables - Under 19

| | P | W | D | L | GF | GA | GD | PTS |
|------------------------------|----|----|---|----|----|----|-----|-----|
| Super League Under 19 | | | | | | | | |
| MetroStars | 18 | 12 | 5 | 1 | 33 | 15 | 18 | 41 |
| Modbury | 18 | 9 | 3 | 6 | 27 | 18 | 9 | 30 |
| Adelaide City | 18 | 9 | 3 | 6 | 37 | 29 | 8 | 30 |
| Croydon | 18 | 8 | 6 | 4 | 37 | 30 | 7 | 30 |
| Campbelltown | 18 | 9 | 3 | 6 | 23 | 21 | 2 | 30 |
| Para Hills | 18 | 8 | 3 | 7 | 42 | 30 | 12 | 27 |
| Adelaide Galaxy | 18 | 6 | 4 | 8 | 28 | 22 | 6 | 22 |
| Blue Eagles | 18 | 4 | 8 | 6 | 28 | 27 | 1 | 20 |
| Raiders | 18 | 5 | 3 | 10 | 25 | 28 | -3 | 18 |
| White City Woodville*** | 18 | 1 | 0 | 17 | 12 | 72 | -60 | 0 |

*** Three (3) League Points Deducted from White City (Under 19) "Breach of FFSA Rules and Regulations Sections 64 and 65"

| | | | | | | | | |
|--------------------------------|----|----|---|----|----|-----|-----|----|
| Premier League Under 19 | | | | | | | | |
| Cumberland | 18 | 16 | 1 | 1 | 68 | 17 | 51 | 49 |
| Noarlunga Utd | 18 | 14 | 1 | 3 | 57 | 25 | 32 | 43 |
| Pirates | 18 | 10 | 2 | 6 | 58 | 34 | 24 | 32 |
| Adelaide Hills | 18 | 9 | 3 | 6 | 38 | 31 | 7 | 30 |
| Panthers | 18 | 8 | 5 | 5 | 44 | 31 | 13 | 29 |
| Enfield City | 18 | 8 | 2 | 8 | 48 | 47 | 1 | 26 |
| Western Strikers | 18 | 7 | 4 | 7 | 33 | 23 | 10 | 25 |
| Comets | 18 | 4 | 1 | 13 | 25 | 46 | -21 | 13 |
| Adelaide Olympic | 18 | 3 | 3 | 12 | 20 | 52 | -32 | 12 |
| Cobras | 18 | 0 | 0 | 18 | 18 | 103 | -85 | 0 |

| | | | | | | | | |
|------------------------------|----|----|---|----|----|----|-----|----|
| State League Under 19 | | | | | | | | |
| West Adelaide | 16 | 11 | 2 | 3 | 42 | 15 | 27 | 35 |
| Northern Demons | 16 | 11 | 2 | 3 | 34 | 18 | 16 | 35 |
| Salisbury Utd | 16 | 10 | 2 | 4 | 30 | 13 | 17 | 32 |
| N.A.B. | 16 | 8 | 5 | 3 | 49 | 13 | 36 | 29 |
| Toros | 16 | 8 | 3 | 5 | 37 | 24 | 13 | 27 |
| Playford | 16 | 7 | 2 | 7 | 28 | 21 | 7 | 23 |
| Gawler | 16 | 3 | 1 | 12 | 12 | 58 | -46 | 10 |
| Port Pirie | 16 | 3 | 0 | 13 | 9 | 46 | -37 | 9 |
| Seaford | 16 | 2 | 1 | 13 | 15 | 48 | -33 | 7 |

Devine Homes Top 5 & Final 5 Results

Devine Homes Final 5 Series Super League Results

Grand Final - Friday 19th September 2008 - Hindmarsh Stadium

MetroStars 0

Adelaide City 2 (Scorers Cummins J, Rees K)

Preliminary Final - Saturday 13th September 2008 - Adelaide City Park

Adelaide City 1 (Agius F)

Campbelltown 0

First Semi Final - Saturday 6th September 2008 - Adelaide City Park

Adelaide City 1 (Agius F)

MetroStars 2 (Yong J, Brain L)

Second Semi Final - Saturday 6th September 2008 - Newton Village Sport Complex

Campbelltown 3 (Trimboli J 2, Catanzaro S)

Raiders 2 (Saric M, Westervelt A)

Qualifying Final - Saturday 30th August 2008 - TK Shutter Reserve

MetroStars 3

(Yong J, Menechella D, Tunbridge S)

Campbelltown 0

Elimination Final - Saturday 30th August 2008 - The Paddocks

Para Hills 2 (Mulady M, Tog)

Raider 3 (Alagich R, Malik O, Taye A)

Devine Homes Top 5 Challenge Premier League Results

Grand Final - Saturday 20th September 2008 - Hindmarsh Stadium

Adelaide Hills 2 (Bowman C, Elliot N)

Western Strikers 2 (Lastella D, Bulabek A)

AET (Adel Hills win 4-3 penalties)

Preliminary Final - Saturday 13th September 2008 - Carnegie Reserve

Western Strikers 2

(Mc Neil S, Stefanopoulos S)

Adelaide Cobras 1 (Calabria R)

First Semi Final - Saturday 6th September 2008 - Hawks Nest Woodside

Adelaide Hills 5

(Bowman C, Paice D, Elliot N 2, Gomez J)

Western Strikers 5

(Grgic J, Mc Neil S, Vinci D, Bulabek A, Mc Nichol C)

(FT 4-4) (AET 5-5)

(Adel Hills win 4-3 on penalties)

Second Semi Final - Saturday 6th September 2008 - Santos Stadium

Adelaide Comets 0

Adelaide Cobras 1 (Tog)

Qualifying Final - Saturday 30th August 2008 - Carnegie Reserve

Western Strikers 5 (Mc Neil S 3, Vinci D, Festa P)

Adelaide Comets 1 (Konneh M)

Elimination Final - Saturday 30th August 2008 - Pirate Park

Pirates 2 (Puyenbroek D, Tattoli N)

Adelaide Cobras 2 (Jackson A 2)

(FT 0-0) (AET 2-2)

Adel Cobras win 4-3 on penalties

Devine Homes Top 5 Challenge State League Results

Grand Final - Saturday 20th September 2008 - Hindmarsh Stadium

Salisbury Utd 2 (Camarinha E, Spiby S)

West Adelaide Blues 5

(Markovic M 2, Reynolds D, Spatharos J 2)

Preliminary Final - Saturday 13th September 2008 - Frank Mitchell Reserve

West Adelaide Blues 6

(Mehicic A 2, Robinson C, Reynolds D, Spatharos J, Tsianos J)

SASI 0

First Semi Final - Saturday 6th September 2008 - Steve Jarvis Park

Salisbury 2 (Camarinha E, Burns B)

West Adelaide Blues 0

Second Semi Final - Saturday 6th September 2008 - Santos Stadium

SASI 3 (Monterosso F 2, Costa J)

Playford City 2 (Docherty B 2)

After extra Time

Qualifying Final - Saturday 30th August 2008 - Polonia Park

SASI 2 (Costa J 2)

West Adelaide Blues 4

(Robinson C, Kalogierias G, Paspaliaris G, Mehicic A)

Elimination Final - Saturday 30th August 2008 - Athelstone Recreation Reserve

N.A.B 1 (Belekas G)

Playford City 2 (Singlewood L, Katianos M)

After extra time

Cup Results

Senior Cup

Round 2 - 12/04/2008 FFSA Senior Cup

| | | | | |
|-----------------|----|----------------------|----|-----------------------------|
| Adelaide Galaxy | 4 | Toros | 0 | |
| Adelaide Hills | 2 | Salisbury United | 2 | Salisbury won 4-5 penalties |
| Blue Eagles | 7 | Seaford | 0 | |
| Croydon | 3 | SASI | 7 | AET |
| International | 0 | Adelaide City | 13 | |
| MetroStars | 11 | Cobras | 1 | |
| Modbury | 3 | West Adelaide | 2 | |
| N.A.B. | 0 | Olympic | 1 | |
| Noarlunga Utd | 5 | Playford | 3 | |
| Northern Demons | 1 | Cumberland | 2 | AET |
| Panthers | 4 | Gawler | 0 | |
| Para Hills | 1 | Campbelltown | 7 | |
| Pirates | 5 | Comets | 0 | |
| Port Pirie | 2 | Enfield City | 3 | AET |
| Raiders | 2 | White City Woodville | 1 | |

Round 3 - 10/05/2008 FFSA Senior Cup

| | | | | |
|------------------|---|------------------|---|--|
| Blue Eagles | 3 | Olympic | 0 | |
| Campbelltown | 4 | Adelaide Galaxy | 0 | |
| Cumberland | 0 | Modbury | 1 | |
| MetroStars | 7 | Salisbury United | 0 | |
| Panthers | 4 | Noarlunga Utd | 0 | |
| Pirates | 3 | SASI | 1 | |
| Raiders | 0 | Adelaide City | 1 | |
| Western Strikers | 1 | Enfield City | 0 | |

Round 4 - 28/06/2008 FFSA Senior Cup

| | | | | |
|------------------|---|---------------|---|--|
| Campbelltown | 1 | Adelaide City | 2 | |
| MetroStars | 2 | Modbury | 0 | |
| Pirates | 1 | Blue Eagles | 5 | |
| Western Strikers | 1 | Panthers | 0 | |

Round 5 - 02/08/2008 FFSA Senior Cup

| | | | | |
|------------------|---|-------------|---|--|
| Adelaide City | 2 | Blue Eagles | 1 | |
| Western Strikers | 1 | MetroStars | 3 | |

Grand Final 24/08/2008 FFSA Senior Cup

| | | | | |
|------------|---|---------------|---|--|
| MetroStars | 1 | Adelaide City | 0 | |
|------------|---|---------------|---|--|

Reserves Cup

Round 2 - 12/04/2008 FFSA Reserves Cup

| | | | | |
|--------------------------|---|----------------------|---|-----|
| Adelaide Galaxy | 5 | Toros | 2 | |
| Adelaide Hills - forfeit | 0 | Salisbury Utd | 3 | |
| Blue Eagles | 9 | Seaford | 0 | |
| Croydon | 6 | SASI | 0 | |
| MetroStars | 7 | Cobras | 0 | |
| Modbury | 6 | West Adelaide | 0 | |
| N.A.B. | 2 | Olympic | 0 | |
| Noarlunga Utd | 4 | Playford | 0 | |
| Northern Demons | 1 | Cumberland | 1 | |
| Panthers | 4 | Gawler | 0 | |
| Para Hills | 1 | Campbelltown | 4 | |
| Pirates | 5 | Comets | 2 | AET |
| Port Pirie - forfeit | 0 | Enfield City | 3 | |
| Raiders | 2 | White City Woodville | 4 | |

Round 3 10/05/2008 FFSA Reserves Cup

| | | | | |
|----------------------|----|-----------------|---|-----|
| Blue Eagles | 1 | N.A.B. | 0 | |
| Campbelltown | 1 | Adelaide Galaxy | 0 | AET |
| Cumberland | 1 | Modbury | 2 | |
| MetroStars | 10 | Salisbury Utd | 0 | |
| Panthers | 0 | Noarlunga Utd | 1 | |
| Pirates | 2 | Croydon | 3 | |
| Western Strikers | 3 | Enfield City | 1 | |
| White City Woodville | 2 | Adelaide City | 1 | |

Round 4 - 28/06/2008 FFSA Reserves Cup

| | | | | |
|------------------|---|----------------------|---|-----|
| Campbelltown | 2 | White City Woodville | 4 | |
| Croydon | 4 | Blue Eagles | 0 | |
| MetroStars | 1 | Modbury | 2 | AET |
| Western Strikers | 7 | Noarlunga Utd | 6 | AET |

Round 5 - 02/08/2008 FFSA Reserves Cup

| | | | | |
|----------------------|---|---------|---|--|
| Western Strikers | 3 | Modbury | 2 | |
| White City Woodville | 2 | Croydon | 5 | |

Grand Final - 24/8/2008 FFSA Reserves Cup

| | | | | |
|------------------|---|---------|---|--|
| Western Strikers | 2 | Croydon | 1 | |
|------------------|---|---------|---|--|

Under 19 Cup

Round 2 - 12/04/2008 FFSA U19 Cup

| | | | | |
|--------------------------|----|----------------------|---|------------------------------|
| Adelaide Galaxy | 2 | Toros | 4 | |
| Adelaide Hills - forfeit | 5 | Salisbury Utd | 0 | |
| Blue Eagles | 11 | Seaford | 0 | |
| MetroStars | 11 | Cobras | 0 | |
| Modbury | 5 | West Adelaide | 1 | |
| N.A.B. | 7 | Olympic | 1 | |
| Noarlunga Utd | 1 | Playford | 2 | |
| Northern Demons | 4 | Cumberland | 4 | Nth Demons won 7-6 penalties |
| Panthers | 4 | Gawler | 2 | |
| Para Hills | 1 | Campbelltown | 0 | |
| Pirates | 1 | Comets | 4 | |
| Port Pirie | 0 | Enfield City | 6 | |
| Raiders | 5 | White City Woodville | 0 | |

Round 3 - 10/05/2008 - FFSA U19 Cup

| | | | | |
|---------------------------|---|----------------|---|--|
| Blue Eagles | 1 | N.A.B. | 0 | |
| Comets | 1 | Croydon | 5 | |
| MetroStars | 6 | Adelaide Hills | 1 | |
| Northern Demons - forfeit | 0 | Modbury | 3 | |
| Panthers | 7 | Playford | 0 | |
| Para Hills | 5 | Toros | 2 | |
| Raiders | 2 | Adelaide City | 4 | |
| Western Strikers | 1 | Enfield City | 0 | |

Round 4 - 28/06/2008 - FFSA U19 Cup

| | | | | |
|------------------|---|---------------|---|-----|
| Croydon | 3 | Blue Eagles | 1 | |
| MetroStars | 3 | Modbury | 2 | AET |
| Para Hills | 3 | Adelaide City | 2 | |
| Western Strikers | 1 | Panthers | 0 | |

Round 5 - 02/08/2008 - FFSA U19 Cup

| | | | | |
|------------------|---|------------|---|--|
| Para Hills | 1 | Croydon | 2 | |
| Western Strikers | 0 | MetroStars | 3 | |

Grand Final - 24/08/2008 - FFSA U19 Cup

| | | | | |
|---------|---|------------|---|-----|
| Croydon | 3 | MetroStars | 2 | AET |
|---------|---|------------|---|-----|

Junior Tables

| Club Name - Under 12 C1 | P | W | D | L | GF | GA | GD | PTS |
|-------------------------|----|----|---|----|----|-----|------|-----|
| Campbelltown | 16 | 14 | 2 | 0 | 87 | 8 | 79 | 44 |
| Comets | 16 | 9 | 3 | 4 | 36 | 22 | 14 | 30 |
| Blue Eagles | 16 | 8 | 5 | 3 | 48 | 17 | 31 | 29 |
| Adelaide City | 16 | 8 | 4 | 4 | 45 | 15 | 30 | 28 |
| West Adelaide | 16 | 7 | 7 | 2 | 43 | 14 | 29 | 28 |
| MetroStars | 16 | 7 | 4 | 5 | 34 | 15 | 19 | 25 |
| Adelaide Hills | 15 | 3 | 1 | 11 | 18 | 37 | -19 | 10 |
| Cobras | 15 | 2 | 0 | 13 | 14 | 90 | -76 | 6 |
| N.A.B. | 16 | 0 | 0 | 16 | 10 | 117 | -107 | 0 |

| Club Name - Under 12 N1 | P | W | D | L | GF | GA | GD | PTS |
|-------------------------|----|----|---|----|----|-----|------|-----|
| Para Hills | 16 | 15 | 1 | 0 | 86 | 11 | 75 | 46 |
| Northern Demons | 16 | 11 | 2 | 3 | 51 | 13 | 38 | 35 |
| Modbury | 16 | 9 | 3 | 4 | 52 | 26 | 26 | 30 |
| Croydon | 16 | 7 | 5 | 4 | 55 | 21 | 34 | 26 |
| Salisbury Utd | 16 | 7 | 4 | 5 | 45 | 30 | 15 | 25 |
| Playford | 16 | 6 | 4 | 6 | 50 | 37 | 13 | 22 |
| Gawler | 16 | 4 | 2 | 10 | 28 | 31 | -3 | 14 |
| Raiders | 16 | 1 | 1 | 14 | 7 | 72 | -65 | 4 |
| Olympic | 16 | 1 | 0 | 15 | 6 | 139 | -133 | 3 |

| Club Name - Under 12 SW1 | P | W | D | L | GF | GA | GD | PTS |
|--------------------------|----|----|---|----|----|----|-----|-----|
| Noarlunga Utd | 16 | 12 | 2 | 2 | 61 | 25 | 36 | 38 |
| Cumberland | 16 | 12 | 1 | 3 | 78 | 19 | 59 | 37 |
| W. T. Birkalla | 16 | 12 | 1 | 3 | 83 | 29 | 54 | 37 |
| Panthers | 16 | 12 | 1 | 3 | 59 | 11 | 48 | 37 |
| Toros | 16 | 7 | 2 | 7 | 33 | 33 | 0 | 23 |
| Plympton | 16 | 5 | 0 | 11 | 32 | 74 | -42 | 15 |
| Pirates | 15 | 2 | 2 | 11 | 19 | 74 | -55 | 8 |
| Western Strikers | 16 | 1 | 3 | 12 | 15 | 63 | -48 | 6 |
| White City Woodville | 15 | 1 | 2 | 12 | 21 | 73 | -52 | 5 |

| Club Name - Under 12 NE2 | P | W | D | L | GF | GA | GD | PTS |
|--------------------------|----|----|---|----|-----|-----|------|-----|
| Adelaide City | 21 | 16 | 2 | 3 | 107 | 18 | 89 | 50 |
| Campbelltown | 21 | 16 | 1 | 4 | 102 | 20 | 82 | 49 |
| Pirates | 21 | 13 | 2 | 6 | 68 | 32 | 36 | 41 |
| MetroStars | 21 | 11 | 3 | 7 | 83 | 27 | 56 | 36 |
| Playford | 21 | 11 | 2 | 8 | 74 | 34 | 40 | 35 |
| Croydon | 21 | 6 | 3 | 12 | 39 | 73 | -34 | 21 |
| Fulham | 21 | 2 | 1 | 18 | 20 | 152 | -132 | 7 |
| Toros | 21 | 2 | 0 | 19 | 14 | 151 | -137 | 6 |

Junior Tables

| Club Name - Under 12 SW1 | P | W | D | L | GF | GA | GD | PTS |
|--------------------------|----|----|---|----|-----|-----|------|-----|
| Noarlunga Utd | 16 | 12 | 2 | 2 | 61 | 25 | 36 | 38 |
| Cumberland | 16 | 12 | 1 | 3 | 78 | 19 | 59 | 37 |
| W. T. Birkalla | 16 | 12 | 1 | 3 | 83 | 29 | 54 | 37 |
| Panthers | 16 | 12 | 1 | 3 | 59 | 11 | 48 | 37 |
| Toros | 16 | 7 | 2 | 7 | 33 | 33 | 0 | 23 |
| Plympton | 16 | 5 | 0 | 11 | 32 | 74 | -42 | 15 |
| Pirates | 15 | 2 | 2 | 11 | 19 | 74 | -55 | 8 |
| Western Strikers | 16 | 1 | 3 | 12 | 15 | 63 | -48 | 6 |
| White City Woodville | 15 | 1 | 2 | 12 | 21 | 73 | -52 | 5 |
| Club Name - Under 13A | | | | | | | | |
| Adelaide City | 18 | 15 | 2 | 1 | 82 | 13 | 69 | 47 |
| Campbelltown | 18 | 14 | 3 | 1 | 92 | 16 | 76 | 45 |
| Comets | 18 | 13 | 2 | 3 | 104 | 20 | 84 | 41 |
| West Adelaide | 18 | 11 | 0 | 7 | 52 | 26 | 26 | 33 |
| Croydon | 18 | 9 | 1 | 8 | 44 | 33 | 11 | 28 |
| Modbury | 18 | 9 | 0 | 9 | 63 | 57 | 6 | 27 |
| W. T. Birkalla | 18 | 8 | 0 | 10 | 46 | 39 | 7 | 24 |
| Cumberland | 18 | 5 | 0 | 13 | 28 | 77 | -49 | 15 |
| Playford | 18 | 1 | 0 | 17 | 11 | 108 | -97 | 3 |
| Western Strikers | 18 | 1 | 0 | 17 | 11 | 144 | -133 | 3 |
| Club Name - Under 13B | | | | | | | | |
| Para Hills | 18 | 18 | 0 | 0 | 83 | 10 | 73 | 54 |
| Raiders | 18 | 12 | 2 | 4 | 68 | 22 | 46 | 38 |
| Panthers | 18 | 10 | 4 | 4 | 39 | 23 | 16 | 34 |
| MetroStars | 18 | 10 | 3 | 5 | 46 | 18 | 28 | 33 |
| Campbelltown | 18 | 8 | 4 | 6 | 42 | 26 | 16 | 28 |
| Pirates | 18 | 7 | 4 | 7 | 35 | 47 | -12 | 25 |
| Blue Eagles | 18 | 4 | 5 | 9 | 32 | 59 | -27 | 17 |
| Noarlunga Utd | 18 | 2 | 4 | 12 | 24 | 62 | -38 | 10 |
| Adelaide Hills | 18 | 2 | 3 | 13 | 17 | 68 | -51 | 9 |
| Toros | 18 | 2 | 1 | 15 | 29 | 80 | -51 | 7 |
| Club Name - Under 13C | | | | | | | | |
| Adelaide City | 18 | 14 | 2 | 2 | 71 | 13 | 58 | 44 |
| Croydon | 18 | 12 | 3 | 3 | 53 | 14 | 39 | 39 |
| Panthers | 18 | 11 | 2 | 5 | 48 | 27 | 21 | 35 |
| Enfield City | 18 | 9 | 2 | 7 | 40 | 32 | 8 | 29 |
| Seaford | 18 | 8 | 3 | 7 | 44 | 27 | 17 | 27 |
| Cobras | 18 | 8 | 3 | 7 | 38 | 36 | 2 | 27 |
| Comets | 18 | 6 | 5 | 7 | 23 | 36 | -13 | 23 |
| Plympton | 18 | 5 | 2 | 11 | 35 | 51 | -16 | 17 |
| Gawler | 18 | 5 | 1 | 12 | 34 | 50 | -16 | 16 |
| Western Strikers | 18 | 0 | 1 | 17 | 17 | 117 | -100 | 1 |

Junior Tables

| Club Name - Under 13D | P | W | D | L | GF | GA | GD | PTS |
|-----------------------|----|----|----|----|----|----|-----|-----|
| Olympic | 18 | 13 | 1 | 4 | 68 | 23 | 45 | 40 |
| Para Hills | 18 | 10 | 4 | 4 | 43 | 30 | 13 | 34 |
| Sturt | 18 | 9 | 5 | 4 | 44 | 27 | 17 | 32 |
| West Adelaide | 18 | 7 | 3 | 8 | 32 | 38 | -6 | 24 |
| White City Woodville | 18 | 5 | 5 | 8 | 41 | 53 | -12 | 20 |
| Salisbury Utd | 18 | 3 | 5 | 10 | 32 | 61 | -29 | 14 |
| N.A.B. | 18 | 3 | 3 | 12 | 35 | 63 | -28 | 12 |
| Club Name - Under 14A | P | W | D | L | GF | GA | GD | PTS |
| Adelaide City | 22 | 15 | 4 | 3 | 38 | 21 | 17 | 49 |
| Modbury | 22 | 15 | 3 | 4 | 49 | 25 | 24 | 48 |
| Cumberland | 22 | 12 | 5 | 5 | 31 | 20 | 11 | 41 |
| West Adelaide | 22 | 10 | 8 | 4 | 44 | 23 | 21 | 38 |
| Para Hills | 22 | 11 | 3 | 8 | 41 | 26 | 15 | 36 |
| Blue Eagles | 22 | 10 | 4 | 8 | 44 | 34 | 10 | 34 |
| Croydon | 22 | 9 | 2 | 11 | 37 | 38 | -1 | 29 |
| Noarlunga Utd | 22 | 7 | 5 | 10 | 37 | 45 | -8 | 26 |
| Campbelltown | 22 | 6 | 5 | 11 | 27 | 32 | -5 | 23 |
| Western Strikers | 22 | 5 | 5 | 12 | 23 | 44 | -21 | 20 |
| W. T. Birkalla | 22 | 2 | 11 | 9 | 21 | 32 | -11 | 17 |
| Raiders | 22 | 0 | 5 | 17 | 9 | 61 | -52 | 5 |
| Club Name - Under 14B | P | W | D | L | GF | GA | GD | PTS |
| Para Hills | 22 | 19 | 3 | 0 | 75 | 12 | 63 | 60 |
| Enfield City | 22 | 17 | 2 | 3 | 56 | 22 | 34 | 53 |
| Gawler | 22 | 15 | 1 | 6 | 58 | 34 | 24 | 46 |
| Comets | 22 | 13 | 6 | 3 | 59 | 20 | 39 | 45 |
| Panthers | 22 | 9 | 7 | 6 | 31 | 24 | 7 | 34 |
| West Adelaide | 22 | 8 | 2 | 12 | 34 | 47 | -13 | 26 |
| MetroStars | 22 | 7 | 4 | 11 | 27 | 42 | -15 | 25 |
| Pirates | 22 | 5 | 5 | 12 | 46 | 66 | -20 | 20 |
| Cobras | 21 | 6 | 2 | 13 | 28 | 58 | -30 | 20 |
| Northern Demons | 22 | 5 | 4 | 13 | 26 | 46 | -20 | 19 |
| Western Strikers | 21 | 4 | 2 | 15 | 21 | 50 | -29 | 14 |
| Campbelltown | 22 | 3 | 2 | 17 | 12 | 52 | -40 | 11 |

Junior Tables

| Club Name - Under 14C | P | W | D | L | GF | GA | GD | PTS |
|-----------------------|----|----|---|----|-----|-----|------|-----|
| Salisbury Utd | 22 | 21 | 1 | 0 | 142 | 14 | 128 | 64 |
| Croydon | 22 | 15 | 3 | 4 | 111 | 36 | 75 | 48 |
| Playford | 22 | 15 | 2 | 5 | 73 | 23 | 50 | 47 |
| Sturt | 21 | 14 | 1 | 6 | 78 | 22 | 56 | 43 |
| Adelaide Hills | 21 | 12 | 1 | 8 | 54 | 39 | 15 | 37 |
| Comets | 22 | 11 | 3 | 8 | 50 | 46 | 4 | 36 |
| Seaford | 22 | 11 | 2 | 9 | 53 | 31 | 22 | 35 |
| White City Woodville | 22 | 10 | 1 | 11 | 48 | 52 | -4 | 31 |
| N.A.B. | 22 | 5 | 3 | 14 | 31 | 66 | -35 | 18 |
| Beverley | 22 | 3 | 2 | 17 | 27 | 114 | -87 | 11 |
| Plympton | 22 | 3 | 1 | 18 | 30 | 126 | -96 | 10 |
| Pirates | 22 | 0 | 2 | 20 | 9 | 137 | -128 | 2 |
| Club Name - Under 15A | P | W | D | L | GF | GA | GD | PTS |
| Para Hills | 22 | 19 | 1 | 2 | 92 | 22 | 70 | 58 |
| Adelaide City | 22 | 17 | 3 | 2 | 70 | 16 | 54 | 54 |
| Campbelltown | 22 | 15 | 4 | 3 | 59 | 26 | 33 | 49 |
| Cumberland | 22 | 12 | 3 | 7 | 39 | 28 | 11 | 39 |
| Gawler | 22 | 11 | 3 | 8 | 52 | 40 | 12 | 36 |
| W. T. Birkalla | 22 | 10 | 4 | 8 | 53 | 39 | 14 | 34 |
| Modbury | 22 | 9 | 0 | 13 | 51 | 58 | -7 | 27 |
| MetroStars | 22 | 5 | 7 | 10 | 40 | 50 | -10 | 22 |
| West Adelaide | 22 | 6 | 3 | 13 | 35 | 55 | -20 | 21 |
| Western Strikers | 22 | 4 | 5 | 13 | 29 | 54 | -25 | 17 |
| Comets | 22 | 4 | 1 | 17 | 27 | 90 | -63 | 13 |
| Blue Eagles | 22 | 3 | 0 | 19 | 22 | 91 | -69 | 9 |
| Club Name - Under 15B | P | W | D | L | GF | GA | GD | PTS |
| Adelaide Hills | 20 | 16 | 4 | 0 | 112 | 17 | 95 | 52 |
| Salisbury Utd | 20 | 13 | 6 | 1 | 75 | 23 | 52 | 45 |
| Panthers | 20 | 12 | 4 | 4 | 64 | 24 | 40 | 40 |
| Campbelltown | 19 | 11 | 2 | 6 | 54 | 31 | 23 | 35 |
| West Adelaide | 20 | 9 | 5 | 6 | 38 | 35 | 3 | 32 |
| Seaford | 20 | 9 | 3 | 8 | 63 | 60 | 3 | 30 |
| Pirates | 20 | 9 | 3 | 8 | 50 | 55 | -5 | 30 |
| Cobras | 20 | 5 | 4 | 11 | 33 | 50 | -17 | 19 |
| Noarlunga Utd | 20 | 5 | 1 | 14 | 27 | 65 | -38 | 16 |
| Comets | 20 | 2 | 1 | 17 | 23 | 82 | -59 | 7 |
| Western Strikers | 19 | 1 | 1 | 17 | 16 | 113 | -97 | 4 |

Junior Tables

| Club Name - Under 15C | P | W | D | L | GF | GA | GD | PTS |
|-----------------------|----|----|---|----|----|----|-----|-----|
| S.A.S.I. Girls | 19 | 17 | 2 | 0 | 99 | 14 | 85 | 53 |
| Northern Demons | 19 | 15 | 3 | 1 | 69 | 22 | 47 | 48 |
| Gawler | 20 | 11 | 5 | 4 | 50 | 21 | 29 | 38 |
| Seaford | 20 | 11 | 3 | 6 | 51 | 39 | 12 | 36 |
| Raiders | 20 | 11 | 0 | 9 | 52 | 37 | 15 | 33 |
| Enfield City | 20 | 10 | 1 | 9 | 49 | 38 | 11 | 31 |
| Croydon | 20 | 8 | 5 | 7 | 46 | 40 | 6 | 29 |
| Toros | 20 | 8 | 0 | 12 | 50 | 70 | -20 | 24 |
| Beverley | 20 | 2 | 2 | 16 | 27 | 89 | -62 | 8 |
| N.A.B. | 20 | 2 | 2 | 16 | 23 | 94 | -71 | 8 |
| Plympton | 20 | 2 | 1 | 17 | 46 | 98 | -52 | 7 |

| Club Name - Under 16 NE | P | W | D | L | GF | GA | GD | PTS |
|-------------------------|----|----|---|----|-----|-----|------|-----|
| Para Hills | 22 | 20 | 2 | 0 | 112 | 12 | 100 | 62 |
| Modbury | 22 | 18 | 1 | 3 | 109 | 18 | 91 | 55 |
| Blue Eagles | 22 | 14 | 4 | 4 | 96 | 19 | 77 | 46 |
| Adelaide City | 22 | 13 | 2 | 7 | 102 | 28 | 74 | 41 |
| Cobras | 21 | 12 | 4 | 5 | 59 | 25 | 34 | 40 |
| Campbelltown | 22 | 11 | 1 | 10 | 59 | 41 | 18 | 34 |
| Croydon | 22 | 9 | 6 | 7 | 48 | 30 | 18 | 33 |
| MetroStars | 22 | 10 | 2 | 10 | 75 | 55 | 20 | 32 |
| Raiders | 22 | 4 | 1 | 17 | 24 | 99 | -75 | 13 |
| Salisbury Utd | 22 | 3 | 1 | 18 | 26 | 82 | -56 | 10 |
| Olympic | 22 | 3 | 0 | 19 | 21 | 186 | -165 | 9 |
| N.A.B. | 21 | 2 | 0 | 19 | 22 | 158 | -136 | 6 |

| Club Name - Under 16 SW | P | W | D | L | GF | GA | GD | PTS |
|-------------------------|----|----|---|----|----|----|-----|-----|
| Cumberland | 18 | 15 | 1 | 2 | 77 | 16 | 61 | 46 |
| Panthers | 18 | 14 | 1 | 3 | 60 | 20 | 40 | 43 |
| West Adelaide | 16 | 11 | 1 | 4 | 41 | 25 | 16 | 34 |
| W. T. Birkalla | 18 | 10 | 1 | 7 | 52 | 35 | 17 | 31 |
| Sturt | 17 | 9 | 2 | 6 | 42 | 41 | 1 | 29 |
| Cobras | 16 | 6 | 0 | 10 | 38 | 54 | -16 | 18 |
| Comets | 18 | 4 | 4 | 10 | 32 | 51 | -19 | 16 |
| Noarlunga Utd | 17 | 5 | 0 | 12 | 13 | 52 | -39 | 15 |
| White City Woodville | 17 | 4 | 1 | 12 | 34 | 63 | -29 | 13 |
| Adelaide Hills | 17 | 2 | 1 | 14 | 20 | 52 | -32 | 7 |

Junior Tables

| Club Name - Under 17A | P | W | D | L | GF | GA | GD | PTS |
|-----------------------|----|----|---|----|-----|-----|-----|-----|
| Para Hills | 22 | 17 | 2 | 3 | 71 | 15 | 56 | 53 |
| Adelaide City | 22 | 17 | 1 | 4 | 80 | 30 | 50 | 52 |
| MetroStars | 22 | 14 | 4 | 4 | 56 | 23 | 33 | 46 |
| Blue Eagles | 22 | 13 | 5 | 4 | 37 | 22 | 15 | 44 |
| Campbelltown | 22 | 12 | 2 | 8 | 39 | 30 | 9 | 38 |
| Comets | 22 | 9 | 1 | 12 | 38 | 49 | -11 | 28 |
| Raiders | 22 | 7 | 4 | 11 | 38 | 51 | -13 | 25 |
| Western Strikers | 21 | 7 | 3 | 11 | 38 | 55 | -17 | 24 |
| Modbury | 22 | 6 | 3 | 13 | 25 | 46 | -21 | 21 |
| West Adelaide | 21 | 4 | 4 | 13 | 33 | 62 | -29 | 16 |
| Cumberland | 22 | 4 | 4 | 14 | 24 | 55 | -31 | 16 |
| Adelaide Hills | 20 | 3 | 1 | 16 | 19 | 60 | -41 | 10 |
| Club Name - Under 17B | P | W | D | L | GF | GA | GD | PTS |
| W. T. Birkalla | 20 | 18 | 1 | 1 | 84 | 15 | 69 | 55 |
| Croydon | 19 | 13 | 2 | 4 | 63 | 22 | 41 | 41 |
| Enfield City | 20 | 11 | 5 | 4 | 61 | 21 | 40 | 38 |
| Playford | 20 | 9 | 5 | 6 | 46 | 37 | 9 | 32 |
| Noarlunga Utd | 20 | 8 | 5 | 7 | 32 | 34 | -2 | 29 |
| Para Hills | 20 | 8 | 4 | 8 | 50 | 40 | 10 | 28 |
| Campbelltown | 20 | 9 | 1 | 10 | 42 | 39 | 3 | 28 |
| Gawler | 20 | 5 | 4 | 11 | 29 | 49 | -20 | 19 |
| Comets | 19 | 5 | 2 | 12 | 37 | 57 | -20 | 17 |
| Toros | 20 | 5 | 2 | 13 | 29 | 85 | -56 | 17 |
| Cobras | 20 | 2 | 1 | 17 | 18 | 92 | -74 | 7 |
| Club Name - Under 17C | P | W | D | L | GF | GA | GD | PTS |
| Salisbury Utd | 20 | 19 | 0 | 1 | 143 | 8 | 135 | 57 |
| N.A.B. | 20 | 12 | 3 | 5 | 60 | 34 | 26 | 39 |
| Playford | 20 | 8 | 1 | 11 | 43 | 66 | -23 | 25 |
| Pirates | 20 | 6 | 3 | 11 | 40 | 77 | -37 | 21 |
| White City Woodville | 20 | 6 | 2 | 12 | 46 | 62 | -16 | 20 |
| Seaford | 20 | 4 | 1 | 15 | 23 | 108 | -85 | 13 |

SAWSA State Teams Tables

Under 12 State Team

| <i>Surname</i> | <i>First Name</i> | <i>Club</i> | |
|------------------|-------------------|---------------------|------------------------|
| Bartlett | Brianna | Cumberland United | |
| Mohr | Emma | Western Districts | |
| Philcox | Ebony | Fulham United | |
| Turner | Emily | Cumberland United | |
| Fry | Saffron | South Adelaide | |
| Pantelis | Renae | Adelaide Olympic | |
| Lloyd | Dereth | Cumberland United | |
| Evans | Kirsty | Cumberland United | |
| Blaess | Isabelle | Sturt Marion | |
| Holmes | Dylan | Cumberland United | |
| Menfris-Polfrey | Cassandra | Cumberland United | |
| Mohr | Nadia | Western Districts | |
| Haralampopoulos | Zoe | Adelaide Olympic | |
| Spear | Ashleigh | Adelaide Olympic | |
| Hodgson | Isabelle | Fulham United | |
| Steer | Lauren | Western Strikers | |
| Bentley | Gaby | Adelaide University | |
| <i>Officials</i> | | | |
| Dee Williams | <i>Coach</i> | Natalie Tuting | <i>Assistant Coach</i> |
| Beverley Quigley | <i>Trainer</i> | Anya Hyland | <i>Manager</i> |

Under 14 State Team

| <i>Surname</i> | <i>First Name</i> | <i>Club</i> | |
|------------------|-------------------|-------------------------|------------------------|
| Faulkner | Elise | Western Districts Toros | |
| Sortini | Katherine-Anne | MUWFC Magic | |
| Cool | Maddie | Adelaide City | |
| Du Rieu | Maddie | Sturt Marion | |
| Scgargetta | Zoe | Adelaide City | |
| Ross-Masters | Kaitlyn | South Adelaide | |
| Damen | Catherine | Western District Toros | |
| McGrath | Tahlia | Cumberland United | |
| McCormick | Jenna | Mount Gambier | |
| Battersby | Victoria | Fulham United | |
| Greaves | Maddie | Para Hills Knights | |
| Smith | Hayley | Western District Toros | |
| Seipelt | Jacinta | Western District Toros | |
| McColl | Emma | Adelaide City | |
| Gardener | Jessica | Para Hills Knights | |
| Everard | Melanie | Para Hills Knights | |
| <i>Officials</i> | | | |
| Leigh Matthews | <i>Coach</i> | Sarah Fedele | <i>Assistant Coach</i> |
| Nenita Burgess | <i>Manager</i> | Paul Sortini | <i>Trainer</i> |

Under 15 State Team

| <i>Surname</i> | <i>First Name</i> | <i>Club</i> | |
|------------------|-------------------|------------------------|------------------------|
| Adamopoulos | Lucy | Adelaide Olympic | |
| Chapman | Ellie | Cumberland United | |
| Deakin | Megan | Cumberland United | |
| DiBartolo | Daniela | Adelaide City | |
| Ebbs | Katherine | Cumberland United | |
| Green | Chloe | MUWFC Magic | |
| Larecki | Rebecca | Campbelltown City | |
| Mouzakitis | Georgia | Adelaide City | |
| Mukevski | Cassie | Sturt Marion | |
| Nickolas | Alicia | Cumberland United | |
| Papas | Tahlia | Adelaide City | |
| Reed | Vanessa | South Adelaide | |
| Ricci | Connie | Campbelltown City | |
| Rydon | Lilly | Cumberland United/SASI | |
| Robertson | Casey | Sturt Marion | |
| Hyland | Lisanne | Sturt Marion | |
| <i>Officials</i> | | | |
| Richard Preston | <i>Coach</i> | Lisa Wilby | <i>Assistant Coach</i> |
| Sharon Black | <i>Manager</i> | Beverley Quigley | <i>Trainer</i> |

Under 17 State Team

| <i>Surname</i> | <i>First Name</i> | <i>Club</i> | |
|------------------|-------------------|-----------------------|------------------------|
| McLaren | Sian | Sturt Marion/SASI | |
| Fimmano | Angela | SASI | |
| Biello | Francesca | Cumberland United | |
| Hillyer | Christie | Adelaide Olympic | |
| Faul | Ashlee | Adelaide Olympic/SASI | |
| Guerra | Ceryce | Fulham United | |
| Quigley | Rachael | Fulham United/SASI | |
| King | Rachel | Adelaide Olympic/SASI | |
| Nagle | Jessica | Cumberland United | |
| Peate | Rhianna | SASI | |
| Weidenbach | Ebony | Fulham United/SASI | |
| Gardiner | Rosie | Sturt Marion/SASI | |
| Tsoumbris | Cassandra | Para Hills Knights | |
| Wyschnja | Katie | Cumberland United | |
| Wallace | Ruth | Sturt Marion/SASI | |
| <i>Officials</i> | | | |
| Tracey Jenkins | <i>Coach</i> | Rob Drusetta | <i>Assistant Coach</i> |
| Wendy Carter | <i>Manager</i> | | <i>Trainer</i> |

SAWSA Tables

Top Corner Sports Premier Division

| Top Corner Sports Premier Division Cup | |
|--|-------------------|
| Winners | MUWFC Magic |
| Runners-Up | Sturt Marion |
| Player of the Match | Jessica Halfpenny |

| Adelaide Airport Charity Cup | |
|------------------------------|---------------|
| Winners | MUWFC Magic |
| Runners-Up | Fulham United |

| Individual Award Winners | |
|---|---------------|
| <i>Highest Goalscorer</i> | |
| Marijana Rajcic | Fulham United |
| Sharon Black | Sturt Marion |
| <i>Shirley Brown Referees Choice Award sponsored by Top Corner Sports</i> | |
| Sharon Black | Sturt Marion |

| | P | W | D | L | GF | GA | GD | PTS |
|-------------------|----|----|---|----|----|-----|------|-----|
| Sturt Marion | 16 | 14 | 0 | 2 | 79 | 18 | 61 | 42 |
| Adelaide City | 16 | 13 | 1 | 2 | 61 | 7 | 54 | 40 |
| Fulham United | 16 | 13 | 0 | 3 | 75 | 16 | 59 | 39 |
| Adelaide Olympic | 16 | 9 | 0 | 7 | 39 | 28 | 11 | 27 |
| Cumberland United | 16 | 7 | 2 | 7 | 41 | 25 | 16 | 23 |
| MUWFC Magic | 16 | 6 | 1 | 9 | 36 | 22 | 14 | 19 |
| Campbelltown City | 16 | 4 | 0 | 12 | 22 | 63 | -41 | 12 |
| Para Hills | 16 | 3 | 1 | 12 | 9 | 59 | -50 | 10 |
| Western Districts | 16 | 0 | 1 | 15 | 2 | 126 | -124 | 1 |

| Premier Division All Stars Team | | | |
|---------------------------------|---------------|-----------------|-------------------|
| Goalkeeper | | | |
| Shannon Kunst | Adelaide City | | |
| Defenders | | | |
| Ruth Wallace | Sturt Marion | Kristyn Swaffer | Sturt Marion |
| Renee Harrison | Fulham United | Jessica Nagel | Cumberland United |
| Midfielders | | | |
| Christina Papageorgiou | Adelaide City | Tanya Harrison | Fulham United |
| Sandra Scazi | Adelaide City | Sharon Black | Sturt Marion |
| Forwards | | | |
| Marijana Rajcic | Fulham United | | |
| Jessica Halfpenny | Sturt Marion | | |

Reserve Division

| Individual Award Winners | |
|------------------------------|-------------------|
| <i>Highest Goalscorer</i> | |
| Monica Loureiro | Adelaide Olympic |
| <i>Referees Choice Award</i> | |
| Katherine Ebbs | Cumberland United |

| | P | W | D | L | GF | GA | GD | PTS |
|--------------------|----|----|---|----|----|----|-----|-----|
| MUWFC Magic | 16 | 13 | 2 | 1 | 49 | 13 | 36 | 41 |
| Adelaide Olympic | 16 | 12 | 3 | 1 | 61 | 4 | 57 | 39 |
| Cumberland United | 16 | 12 | 2 | 2 | 65 | 16 | 49 | 38 |
| Adelaide City | 16 | 7 | 2 | 7 | 45 | 32 | 13 | 23 |
| Sturt Marion | 15 | 7 | 2 | 6 | 29 | 28 | 1 | 23 |
| Fulham United | 15 | 7 | 0 | 8 | 43 | 44 | -1 | 21 |
| Western Districts | 16 | 4 | 1 | 11 | 16 | 53 | -37 | 13 |
| Campbelltown City | 16 | 1 | 3 | 12 | 9 | 61 | -52 | 6 |
| Para Hills Knights | 16 | 0 | 1 | 15 | 8 | 74 | -66 | 1 |

*Sturt Marion v Fulham United was recorded as a no played game

SAWSA Tables

First Division

| Individual Award Winners | |
|---|---------------------|
| <i>Highest Goalscorer</i> | |
| Lisa Hurcombe | Flinders University |
| Lauren Daniels | Flinders University |
| <i>Ann Sergeant Referees Choice Award</i> | |
| Lauren Daniels | Flinders University |

| | P | W | D | L | GF | GA | GD | PTS |
|---------------------|----|----|---|----|----|----|-----|-----|
| Flinders University | 18 | 15 | 0 | 3 | 89 | 16 | 73 | 45 |
| Stirling | 18 | 15 | 0 | 3 | 64 | 22 | 42 | 45 |
| Gawler | 18 | 11 | 2 | 5 | 45 | 30 | 15 | 35 |
| Elizabeth Downs | 18 | 6 | 3 | 9 | 38 | 41 | -3 | 21 |
| Adelaide University | 18 | 6 | 1 | 11 | 26 | 42 | -16 | 19 |
| Para Hills East | 18 | 3 | 2 | 13 | 18 | 53 | -35 | 11 |
| Port Adelaide | 18 | 2 | 2 | 14 | 19 | 95 | -76 | 8 |

Second Division

| Individual Award Winners | |
|------------------------------|-----------------|
| <i>Highest Goalscorer</i> | |
| Katerina Stamaras | Adelaide Comets |
| <i>Referees Choice Award</i> | |
| Jo-Marie Ellis | Sturt Marion |

| | P | W | D | L | GF | GA | GD | PTS |
|-------------------|----|----|---|----|----|-----|-----|-----|
| South Adelaide | 16 | 13 | 1 | 2 | 79 | 20 | 59 | 40 |
| MUWFC Magic | 16 | 12 | 2 | 2 | 77 | 16 | 61 | 38 |
| Sturt Marion | 16 | 12 | 1 | 3 | 60 | 24 | 36 | 37 |
| Parafeld Gardens | 16 | 7 | 4 | 5 | 31 | 18 | 13 | 25 |
| Stirling District | 15 | 7 | 2 | 6 | 27 | 25 | 2 | 23 |
| Adelaide Comets | 16 | 6 | 2 | 8 | 42 | 28 | 14 | 20 |
| Cumberland United | 16 | 5 | 1 | 10 | 30 | 48 | -18 | 16 |
| UNISA | 15 | 2 | 1 | 12 | 12 | 83 | -71 | 7 |
| Pontian Eagles | 16 | 0 | 0 | 16 | 8 | 104 | -96 | 0 |

*UNISA v Stirling Districts was recorded as a no played game

Third Division

| Individual Award Winners | |
|------------------------------|-----------------|
| <i>Highest Goalscorer</i> | |
| Cathy Votino | Adelaide Villa |
| <i>Referees Choice Award</i> | |
| Donna Coulthard | Elizabeth Grove |

| | P | W | D | L | GF | GA | GD | PTS |
|---------------------|----|----|---|----|----|----|-----|-----|
| Adelaide Villa | 16 | 14 | 2 | 0 | 70 | 12 | 58 | 44 |
| Athelstone | 16 | 10 | 3 | 3 | 33 | 12 | 21 | 33 |
| Elizabeth Grove | 16 | 9 | 3 | 4 | 50 | 26 | 24 | 30 |
| Adelaide University | 16 | 9 | 1 | 6 | 36 | 29 | 7 | 28 |
| Munno Para | 16 | 6 | 3 | 7 | 32 | 30 | 2 | 21 |
| Flinders University | 16 | 6 | 2 | 8 | 23 | 29 | -6 | 20 |
| Seaford | 16 | 4 | 2 | 10 | 15 | 46 | -31 | 14 |
| OUT | 16 | 3 | 3 | 10 | 17 | 31 | -14 | 12 |
| MU LIONS | 16 | 0 | 3 | 13 | 6 | 67 | -61 | 3 |

SAWSA Tables

Fourth Division

| | P | W | D | L | GF | GA | GD | PTS |
|---------------------|----|----|---|----|----|-----|------|-----|
| Adelaide Olympic | 21 | 17 | 1 | 3 | 87 | 11 | 76 | 52 |
| Modbury Jets | 21 | 17 | 1 | 3 | 60 | 14 | 46 | 52 |
| Elizabeth Downs | 21 | 14 | 2 | 5 | 65 | 22 | 43 | 44 |
| Gawler | 21 | 12 | 2 | 7 | 58 | 54 | 4 | 38 |
| Flinders University | 21 | 8 | 0 | 13 | 30 | 47 | -17 | 24 |
| Adelaide University | 21 | 5 | 1 | 15 | 29 | 54 | -25 | 16 |
| Para Hills East | 21 | 4 | 4 | 13 | 15 | 40 | -25 | 16 |
| Salisbury Inter | 21 | 1 | 1 | 19 | 6 | 108 | -102 | 4 |

Individual Award Winners

Highest Goalscorer

Nicole Saunders Elizabeth Downs

Referees Choice Award

Nicole Saunders Elizabeth Downs

Open Age Cup Competitions

Reserve Division & Division One League Cup

| | |
|------------|--------------------|
| Winners | Adelaide City |
| Runners-Up | Stirling Districts |

Second, Third and Fourth Division Cup

| | |
|------------|----------------|
| Winners | South Adelaide |
| Runners-Up | MUWFC Magic |

Under 17 Division

| | P | W | D | L | GF | GA | GD | PTS |
|-------------------|----|----|---|----|----|-----|-----|-----|
| Cumberland United | 16 | 14 | 1 | 1 | 82 | 19 | 63 | 43 |
| South Adelaide | 16 | 11 | 2 | 3 | 59 | 19 | 40 | 35 |
| MUWFC MAGIC | 16 | 10 | 1 | 5 | 62 | 27 | 35 | 31 |
| Para Hills Junior | 15 | 9 | 2 | 4 | 45 | 25 | 20 | 29 |
| Adelaide City | 15 | 8 | 3 | 4 | 53 | 27 | 26 | 27 |
| Para Hills East | 15 | 4 | 1 | 10 | 24 | 52 | -28 | 13 |
| Campbelltown City | 15 | 3 | 3 | 9 | 25 | 41 | -16 | 12 |
| Noarlunga | 15 | 3 | 1 | 11 | 14 | 63 | -49 | 10 |
| Sturt Marion | 15 | 0 | 0 | 15 | 20 | 111 | -91 | 0 |

*Campbelltown City v Para Hills East, Noarlunga United v Adelaide City and Sturt Marion v Para Hills Junior were recorded as no played games

Under 15A Division

| | P | W | D | L | GF | GA | GD | PTS |
|----------------------|----|----|---|----|----|----|-----|-----|
| Adelaide City | 14 | 12 | 1 | 1 | 47 | 10 | 37 | 37 |
| Para Hills Knights | 14 | 10 | 3 | 1 | 38 | 9 | 29 | 33 |
| Adelaide Blue Eagles | 14 | 9 | 1 | 4 | 27 | 13 | 14 | 28 |
| South Adelaide | 14 | 6 | 2 | 6 | 26 | 21 | 5 | 20 |
| MUWFC Magic | 14 | 6 | 1 | 7 | 29 | 26 | 3 | 19 |
| Western Districts | 14 | 4 | 3 | 7 | 18 | 37 | -19 | 15 |
| Sturt Marion | 14 | 2 | 2 | 10 | 10 | 37 | -27 | 8 |
| Campbelltown City | 14 | 0 | 1 | 13 | 9 | 51 | -42 | 1 |

SAWSA Tables

| | | P | W | D | L | GF | GA | GD | PTS |
|--------------------|-------------------|----|----|---|----|----|----|-----|-----|
| Under 15B Division | Cumberland United | 12 | 10 | 2 | 0 | 28 | 4 | 24 | 32 |
| | Fulham United | 12 | 9 | 2 | 1 | 31 | 5 | 26 | 29 |
| | Para Hills East | 12 | 6 | 0 | 6 | 29 | 15 | 14 | 18 |
| | South Adelaide | 12 | 6 | 0 | 6 | 21 | 23 | -2 | 18 |
| | Adelaide Olympic | 12 | 4 | 0 | 8 | 9 | 19 | -10 | 12 |
| | Gawler | 12 | 3 | 1 | 8 | 12 | 37 | -25 | 10 |
| | NAB | 12 | 1 | 1 | 10 | 7 | 34 | -27 | 4 |

| | | P | W | D | L | GF | GA | GD | PTS |
|--------------------|-------------------------|----|----|---|---|----|----|-----|-----|
| Under 15C Division | Para Hills East | 12 | 11 | 0 | 1 | 38 | 8 | 30 | 33 |
| | Para Hills Junior | 11 | 6 | 2 | 3 | 44 | 24 | 20 | 20 |
| | Parafield Gardens | 11 | 5 | 1 | 5 | 37 | 21 | 16 | 16 |
| | Sturt Marion | 12 | 4 | 4 | 4 | 30 | 31 | -1 | 16 |
| | Adelaide University | 12 | 3 | 3 | 6 | 16 | 26 | -10 | 12 |
| | Adelaide Olympic Flames | 12 | 2 | 4 | 6 | 17 | 40 | -23 | 10 |
| | Adelaide Blue Eagles | 12 | 1 | 4 | 7 | 13 | 45 | -32 | 7 |

Parafield Gardens v Para Hills Junior was recorded as a no played game

| | | P | W | D | L | GF | GA | GD | PTS |
|--------------------|-------------------|----|----|---|----|----|----|-----|-----|
| Under 13A Division | Adelaide City | 14 | 13 | 0 | 1 | 43 | 4 | 39 | 39 |
| | Cumberland United | 14 | 10 | 3 | 1 | 44 | 13 | 31 | 33 |
| | Fulham United | 14 | 7 | 1 | 6 | 32 | 20 | 12 | 22 |
| | South Adelaide | 14 | 5 | 2 | 7 | 25 | 24 | 1 | 17 |
| | Para Hills East | 14 | 5 | 2 | 7 | 12 | 21 | -9 | 17 |
| | Adelaide Olympic | 14 | 4 | 2 | 8 | 16 | 29 | -13 | 14 |
| | Campbelltown City | 14 | 4 | 1 | 9 | 10 | 21 | -11 | 13 |
| | Sturt Marion | 14 | 2 | 1 | 11 | 9 | 59 | -50 | 7 |

SAWSA Tables

| | | P | W | D | L | GF | GA | GD | PTS |
|--------------------|---------------------|----|----|---|----|----|----|-----|-----|
| Under 13B Division | Cumberland United | 16 | 14 | 1 | 1 | 81 | 10 | 71 | 43 |
| | Adelaide University | 16 | 13 | 0 | 3 | 84 | 9 | 75 | 39 |
| | Western Districts | 16 | 12 | 0 | 4 | 62 | 15 | 47 | 36 |
| | Fulham United Black | 16 | 9 | 1 | 6 | 52 | 24 | 28 | 28 |
| | Adelaide City | 16 | 7 | 3 | 6 | 37 | 22 | 15 | 24 |
| | Para Hills Junior | 16 | 4 | 3 | 9 | 12 | 41 | -29 | 15 |
| | MUWFC | 16 | 2 | 3 | 11 | 17 | 72 | -55 | 9 |
| | Fulham United White | 16 | 2 | 2 | 12 | 11 | 99 | -88 | 8 |
| | Gawler | 16 | 2 | 1 | 13 | 9 | 73 | -64 | 7 |

Under 9 & 11 Division

An Under 9 and 11 League was conducted but no results or league tables were maintained for these leagues.

Junior Cup Competitions

Under 17 Division Cup

| | |
|------------|-------------------|
| Winners | Cumberland United |
| Runners-Up | Adelaide City |

Under 15 Division Cup

| | |
|------------|--------------------|
| Winners | Para Hills Knights |
| Runners-Up | Adelaide City |

Under 13 Division Cup

| | |
|------------|-------------------|
| Winners | Adelaide City |
| Runners-Up | Cumberland United |

Other Awards Presented

Player Life Member

Dianne Alagich

Bob Bush Coach of the Year

Tracey Jenkins Sturt Marion

Junior Premier League Tables

| League Champions | Winner | | Runner Up | |
|------------------|-------------|-------------------|-------------------|--|
| | | | | |
| | Under 12C1 | Campbelltown City | Adelaide Comets | |
| | Under 12N1 | Para Hills | Northern Demons | |
| | Under 12SW1 | Noarlunga United | Cumberland United | |
| | Under 12NE2 | Adelaide City | Campbelltown City | |
| | Under 12SW2 | Cumberland United | Panthers | |
| | Under 13A | Adelaide City | Campbelltown City | |
| | Under 13B | Para Hills | Raiders | |
| | Under 13C | Adelaide City | Croydon | |
| | Under 13D | Adelaide Olympic | Para Hills | |
| | Under 14A | Adelaide City | Modbury | |
| | Under 14B | Para Hills | Enfield City | |
| | Under 14C | Salisbury United | Croydon | |
| | Under 15A | Para Hills | Adelaide City | |
| | Under 15B | Adelaide Hills | Salisbury United | |
| | Under 15C | SASI Girls | Northern Demons | |
| | Under 16NE | Para Hills | Modbury | |
| | Under 16SW | Cumberland United | Panthers | |
| | Under 17A | Para Hills | Adelaide City | |
| | Under 17B | WT Birkalla | Croydon | |
| | Under 17C | Salisbury United | N.A.B. | |
| Cup Champions | Winner | | Runner Up | |
| | | | | |
| | Under 12 | Campbelltown City | Cumberland United | |
| | Under 13 | Adelaide Comets | Adelaide City | |
| | Under 14 | Modbury | Para Hills | |
| | Under 15 | Adelaide City | Campbelltown City | |
| | Under 16 | Para Hills | West Adelaide | |
| | Under 17 | Adelaide City | MetroStars | |

Awards Nights Tables

Top 10 Sergio Melta Medal (Super League)

| | | |
|------------------|----------------------|----|
| Simon Catanzaro | Campbelltown City | 25 |
| Nathan Day | Modbury | 21 |
| Michael Keens | White City Woodville | 19 |
| David Crawl | Modbury | 16 |
| Richie Alagich | Raiders | 14 |
| Aaron Westervelt | Raiders | 14 |
| Fred Agius | Adelaide City | 13 |
| Ivan Karlovic | MetroStars | 13 |
| Shane Tobias | Para Hills | 13 |
| Scott Tunbridge | MetroStars | 11 |

Top 10 Bob Telfer Medal (Premier League)

| | | |
|------------------|-------------------|----|
| Ryan Moore | Adelaide Comets | 16 |
| Mohammed Konneh | Adelaide Comets | 14 |
| Vas Parhas | Cumberland United | 14 |
| Mark Donk | Adelaide Hills | 13 |
| Nathan Elliott | Adelaide Hills | 13 |
| Mark Graham | Enfield City | 13 |
| Danny Graystone | Panthers | 12 |
| Kon Antoniou | Adelaide Comets | 11 |
| Charlie Bowman | Adelaide Hills | 11 |
| Nick Tattoli | Pirates | 11 |
| Evan Kostopoulos | Adelaide Olympic | 11 |
| Srdjan Jovanovic | Adelaide Olympic | 11 |

Top 10 Milan Ivanovic Medal (State League)

| | | |
|----------------------|------------------|----|
| Shane Pearce | Salisbury United | 22 |
| Joseph Costa | SASI | 21 |
| Anthony Fasciano | Northern Demons | 20 |
| Adrian Leet | Northern Demons | 18 |
| Francesco Monterosso | SASI | 18 |
| Adam Mehicic | West Adelaide | 18 |
| Carl Robinson | West Adelaide | 17 |
| Mirza Sljivo | Toros | 16 |
| Vince Schimizzi | N.A.B. | 15 |
| Bruno Calabrese | N.A.B. | 12 |
| Mirosalv Markovic | West Adelaide | 12 |

Awards Tables

Roll Of Honour

| | | |
|---------------------------------------|---|----------|
| Sergio Melta Medal | Super League Player of the Year | |
| Simon Catanzaro | Campbelltown City | 25 votes |
| Bob Telfer Medal | Premier League Player of the Year | |
| Ryan Moore | Adelaide Comets | 16 votes |
| Milan Ivanovic Medal | State League Player of the Year | |
| Shane Pearce | Salisbury United | 22 votes |
| Charlie Caruso Award | Super League Reserves Player of the Year | |
| John Mastropaolo | Adelaide City | 17 votes |
| Len Alagich Award | Premier League Reserves Player of the Year | |
| Sanjin Julardzija | Western Strikers | 15 votes |
| Peter Nikolich Award | State League Reserves Player of the | |
| Rocky Codispoti | N.A.B. | 17 votes |
| John Francis Award | Super League U19 Player of the Year | |
| Johnny Mavromatis | Adelaide Galaxy | 18 votes |
| Benjamin DeBono | Para Hills | 18 votes |
| Rab Jones Award | Premier League U19 Player of the Year | |
| Nicholas Bowie | Pirates | 20 votes |
| Les Avory Award | State League U19 Player of the Year | |
| Ibrahim Abdirahman | Toros | 16 votes |
| Super League Golden Boot Award | | |
| Damian Mori | Adelaide City | 15 goals |

| | |
|--|------------------|
| Super League Coach of the Year | |
| Carl Maynard | Adelaide Galaxy |
| Premier League Coach of the Year | |
| Charlie Villani | Western Strikers |
| State League Coach of the Year | |
| Angelo Giannitto | N.A.B. |
| John Aloisi Rising Star Award | |
| Joseph Costa | SASI |
| Hall of Fame Inductees | |
| Iain Gossland | |
| Debra Rodda | |
| Alex Tobin | |
| Aurelio Vidmar | |
| Fair Play Award | |
| Cumberland United Foxes | |
| Mike Ingham Award Referee of the Year | |
| Stuart Smith | |
| Mick O'Malley Award Young Referee of the Year | |
| Daniel Goodwin | |
| Stephen Toth | |



Martyn Crook

Tribute

The Football Federation SA Board of Directors & Staff would like to pay tribute to Hall of Fame Inductee Martyn Crook.

Martyn was the current SA Sports Institute (SASI) Head Coach, and was inducted into the FFSA Hall of Fame in 2006.

Martyn migrated to Australia in 1964 from London, England. He contributed to the game of football as a player, coach and administrator and was a Player Life Member for West Adelaide Soccer Club.

He represented Australia on 14 occasions between 1979 and 1983 and South Australia on 8 occasions. Martyn played 192 NSL games for West Adelaide and won the National Championship in 1978.

He was appointed Head Coach of the SASI men's football program in 1994 and was assistant coach with the Qantas Joeys from 2001 and named Head Coach of the Qantas Joeys in 2007.

Martyn was associated with the game of football in South Australia for over 40 years and tragically passed away in Los Angeles on 6th December 2008, where he was coaching the Australian Under 17 national team in preparation for three matches in the Nike International Friendlies between Australia, Brazil and the USA.

Martyn's contribution to the game in all areas will be sorely missed.



Honours Lists

Hall of Fame

The inaugural induction into the SA Soccer Hall of Fame was in 2003 and took into account the involvement of individuals associated with the game dating back to 1902.

Hall Of Honour:

As a Member for Outstanding Contribution

2003

C. (Charlie) Caruso
A. (Alex) Cichanowski
F.S. (Frank) Draper*
J. (John) Lindquist
Sir Frank B. Moulden*
B. (Basil) Scarsella AM
R. (Bob) Telfer*

2004

D. (Denis) Harlow OAM
G.W. (Gordon) Pickard AM
J.A. (Jack) Smith

2007

N. (Nick) Bianco AM

Hall of Champions:

As a Member for Outstanding Performance

2003

J. (John) Kosmina
B. (Bohdan) Nyskohus OAM
J. (John) Nyskohus
J. (John) Perin
R. (Roger) Romanowicz

2004

M. (Milan) Ivanovic

2007

D. (David) Mitchell

2008

A. (Alex) Tobin
A. (Aurelio) Vidmar

Roll Of Honour:

As A Member For Distinguished Contribution

2003

S.L. (Len) Alagich*
CAV.M. (Mario) Bailetti*
S.P. (Shirley) Brown
D. (Donald) Campbell AM
A. (Alek) Cmielewski OAM
T. (Tom) Holford*
A. (Alex) Kosmina
N. (Noel) Langley OAM*
Z. (Zoran) Matic OAM
P. (Peter) Nikolich*
E.P. (Ted) Rowley*
J.D. (Jimmie) Stewart*

F. (Frank) Storr*
M. (Mike) Wells

2004

A.T. (Allan) Crisp
M.J. (Mick) O'Malley*

2005

O.C. (Raz) DiCarlo
V. (Wally) Tkachuk

2006

M.A. (Marty) Crook*
J. (John) Miller

2007

W.J. (Wendy) Carter

2008

W.I.S (Iain) Gossland

Award Of Excellence

As a Member for Distinguished Performance

2003

W. (Billy) Graham
H. (Henry) Kolecki
J. (Jack) Mather
A. (Bert) Walker*
A.T.R. (Alf) White*

2004

N. (Neil) McGachey

Roll Of Honour

As A Member For Meritorious Contribution

2003

H.R. (Bob) Bush
G. (Joe) Caputo
J. (Jim) Connell
J. (John) Evans
J.T. (Tom) Forde
A. (Ann) Gibbons
R. (Rep) Giordano
E.A. (Joe) Harvey*
N.E. (Norm) Joynes*
E. (Edmund) Kreft
J.W. (Jim) Lawrenson
T. (Tom) McKain
W.G. (Freddie) Pine

2004

B.V. (Vic) Gentile

2005

R.J. (Bob) Cox
T. (Tony) Martella

2006

M. (Max) Huffa
H.J. (Rudi) Templin

2007

J. (Jan) Kierno

2008

D.S (Debra) Rodda

Award Of Distinction:

As A Member For Meritorious Performance

2003

W. (Billy) Birch
C. (Charlie) DiBartolo
M.M. (Malcolm) Dunbar*
S. (Sergio) Melta
N. (Nick) Pantelis*

2004

F.H. (Frank) Lister

2005

K. (Charlie) Horvath
S.A. (Steve) Maxwell
J. (Joe) Mullen

South Australian British Football Association

South Australian Soccer Football Association

South Australian Federation of Soccer Clubs

South Australian Soccer Federation

Football Federation SA

Life Members

R.J. Holiday*
W. Pollock*
J.R. Willoughby*
J.A. Haines*
R. Telfer*
H. Waterman*
H. Coley*
T. Hunter
J.H. March*
K. Wallace*
H. Danks*
T.C. Stephens*
F. Sharp*
H. Pozza*
A. S. Sillitoe*
G. Wallace*

Award Dates for Recipients Listed Above are Unknown

1924 J.D. Stewart*
1924 F. Storr*
1929 T.T. Thompson* MP
1929 J.B. Wallace*
1930 C. Campbell-Smith*
1932 E.P. Rowley*
1932 J.W. Sinclair*
1934 W. Ashworth*
1934 E. Holmes*
1934 A. McMillan*
1936 W.O. Bootes*
1937 F. Johnson *
1937 R. MacLachlan*
1939 W.R. Ainsley*

1940 J.R. Greenbank*
1940 C.M. Sharp*
1941 J.A. Croger*
1941 T. Walker *
1942 F.S. Draper*
1946 S. Brodie *
1946 C.N. Thomas*
1953 J. Lindquist
1955 A. Walker*
1958 W. Simpson*
1959 J. Marshall*
1960 T. Connolly
1960 J. Hardy
1963 CAV.M. Bailetti*
1963 C. Connolly
1967 A. Cmielewski OAM
1968 E.A. Harvey*
1969 P. Nikolich*
1970 W. Tkachuk
1971 J. Connell
1974 CAV.G. Linarello*
1978 A. Hastings* BEM
1980 L. Penna
1982 S. Badenoch*
1984 S.L. Alagich*
1986 C.R. Brebner
1988 G. Bailetti*
1988 D. Carapetis
1988 A. Cichanowski
1989 C. Caruso
1989 A. Kosmina
1989 M. Wells
1995 B. Scarsella AM
1996 O. DiCarlo
1996 I. Gossland
1997 J. Hall MP
2000 L. Avory
2001 T. Iuliano
2001 M. Lukovich*
2004 A. DiFede

South Australian Soccer Federation

Football Federation SA

Player Life Members

1963 C. DiBartolo
1963 J. Mather
1966 K. Horvath
1966 A. Beattie
1966 R. Telfer*
1967 J. McCabe
1969 J. Perin
1970 R. Romanowicz
1971 W. Birch
1971 N. Pantelis*
1971 B. Nyskohus OAM
1975 H. Kolecki
1976 J. Nyskohus
1977 J. Kosmina
1992 N. Flounders

1996 M. Ivanovic
1996 D. Mitchell
1996 A. Tobin
2001 F. Lister
2001 B. Reynolds
2001 P. Simmons
2002 M. Yates
2003 M. Brooks
2003 Dan. Menechella

Meritorious Service Award

1967 R. Alagich
1967 R. Casling
1967 M. Petelskij*
1968 J. Monsigneur
1969 J. Billington
1970 H. Thompson*
1970 H. Stockley snr*
1971 J. Krzys
1971 A. Giordano*
1971 F. Mitchell*
1972 K. Olejnik*
1973 F. Geiser*
1973 S. Upton*
1974 A. Bonaguro*
1974 A. Sereda*
1975 J. Ross*
1976 J. Legedza*
1976 S. Perczak*
1977 W. McGregor*
1980 K. Schaible*
1982 L. Kolecki
1983 J. Bonthuis*
1983 J. Smith
1984 A. Economos
1984 N.E. Joynes*
1985 F. Federowicz
1988 D. Harlow OAM
1988 T. McKain
1989 G. Docherty*
1990 W. Jackson*
1990 K. Metanomski*
1991 R. Roberts
1992 J. Natale
1993 A.T. Crisp
1994 S. Lesnicki OAM
1995 M.J. O'Malley*
1996 F. Christison
1997 D. Noah
1998 F. Nurse
1999 I. Pamula
2000 G. Lomman
2001 R. Low
2002 D. Campbell AM
2003 B.V. Gentile
2003 B. Hearn
2003 S. Nikolic

*Deceased

Sponsors

Dewine[®]
HOMES




be active.



Westpac



SPORTS IN FOCUS
SPORTS PHOTOGRAPHY WITH A DIFFERENCE





Football Federation South Australia Inc

Office: Administration & Competitions Department
Cnr Manton & Holden Street
Hindmarsh SA 5007

Phone: (08) 8340 3088
Fax: (08) 8340 3188

Coaching & Development Department
Santos Stadium
Ground Floor
145 Railway Terrace
Mile End SA 5031

Phone: (08) 8354 1003
Fax: (08) 8354 1455

Postal Address: PO Box 593
Hindmarsh SA 5007

Email: info@ffsa.com.au

Website: www.ffsa.com.au