



# ANNUAL REPORT 2015











# CONTENTS

Page 2	Strategic Plan
Page 3	President's Report
Page 4	CEO's Report
Page 6	Football Operations Report
Page 8	Club Development Report
Page 10	President and CEO History
Page 11	Umpire Report
Page 12	Tribunal Report
Page 13	Media Report
Page 14	Team Listings
Page 15	Division One Team of the Year
Page 16	Division One Competition
Page 19	Division Two Team of the Year
Page 20	Division Two Competition
Page 23	Division Three Team of the Year
Page 24	Division Three Competition
Page 26	Representative Football
Page 28	Western Region Map
Page 30	Junior Results and Ladders
Page 33	Junior Premiers
Page 38	Youth Girls
Page 39	Junior Premiership History
Page 41	League Best and Fairest Winners
Page 42	Best and Fairest History
Page 46	League Awards
Page 48	WRFL Life Members
Page 49	Financial Report
Page 56	Our People





# Western Region Football League

## Strategic Plan 2015-2018



### Our Vision:

For community football to make a meaningful contribution to a stronger, healthier, inclusive and resilient population in Melbourne's West.

### Our Mission:

Through Football, we will enhance the social, physical and emotional development of our community.

### We Value:

- The contributions of volunteers
- Respect for diversity
- Teamwork and partnerships
- Integrity and sportsmanship
- Commitment and leadership

### Our Operating Environment:

- An Association of Associations – WRFL is a not-for-profit, incorporated association constituted to provide administration services and support for its member clubs.
- A diverse range of Councils providing playing and associated facilities.
- Rapidly expanding population in the west and an ageing population in areas supporting some older clubs.
- High proportion of people born overseas with a wide range of background sport cultures and interests.
- Significant pockets of relatively high unemployment, low education levels and lower incomes.
- Lower levels of participation in sports in general, including Football.
- Increasing competition for sponsorship dollars.
- Increasing pressure on volunteers, exacerbated by regulatory compliance requirements and perceived difficulty in attracting commitment from new volunteers.
- Strong competition for participants from other sports particularly soccer.
- Several clubs struggling financially.
- Improving but uneven competition balance

Aims	Objective 1: Club & League Viability	Objective 2: Community Leadership & Culture	Objective 3: Club, Facility & Venue Development	Objective 4: Commercial/Social Enterprise & Embracing Technology	Objective 5: Football Participation / Structure, Balance & Growth
	To support and enhance the governance of the league and member clubs to ensure financial and program viability.	To encourage and support community engagement and relationship initiatives that add social value and support inclusive environments.	To ensure that facility planning and development arrangements meet the needs of existing and planned new member clubs and the league.	To ensure that the WRFL meets appropriate benchmarks of management and service delivery; and supports the information technology needs and capacity of member clubs.	To increase the number and diversity of individuals involved in playing, administering and supporting Australian Football.
Strategies	<ul style="list-style-type: none"> <li>• Continually research our marketplace to develop a sound understanding of club operating environments and challenges in order to inform planning at club and league levels.</li> <li>• Facilitate and deliver focussed training/education programs and resources for club officials.</li> <li>• Establish a "Club Mentoring" program.</li> <li>• Propose and actively investigate the prospect of introducing an entry charge for senior home &amp; away games.</li> <li>• Moderate the level of payments to players.</li> <li>• Achieve a responsible and sustainable net assets position for the Western Region Football League Inc without increasing administration charges to clubs.</li> <li>• Ensure that all WRFL clubs are accredited to the highest possible standards under the AFL Victoria Quality Club and Australian Drug Foundation Good Sports programs.</li> </ul>	<ul style="list-style-type: none"> <li>• Regional cooperation with football industry, government and community organisations at all levels.</li> <li>• Develop mutually beneficial partnerships with the AFL clubs aligned to promotional zones in the western region of Melbourne.</li> <li>• Establish and maintain partnerships with community organisations having potential to assist in achieving WRFL strategic objectives.</li> <li>• Foster/optimize relationships between league/club personnel and local government Councillors and staff.</li> <li>• Offer scholarship/award programs to the wider community.</li> <li>• Increase female participation in football competition and off-field roles at all levels.</li> <li>• Introduce Cultural Awareness Education courses for league and club administrators and supporters.</li> <li>• Enhance the social value of clubs in their community through development of inclusive and safe football environments practices.</li> </ul>	<ul style="list-style-type: none"> <li>• Plan and facilitate development of new and existing football facilities across the western region of Melbourne to comply with agreed and documented minimum standards.</li> <li>• Develop a regional umpire training venue at Williams Landing.</li> <li>• In cooperation with local Councils and AFL Victoria, facilitate establishment of new football clubs as opportunities present, particularly in new population growth areas.</li> <li>• Lobby for access to the best possible facilities across the western region for conduct of both Senior and Junior finals events.</li> </ul>	<ul style="list-style-type: none"> <li>• As part of the West &amp; North West Regions Future Directions Project, undertake market research aimed to thoroughly understand the western region market environment and lead to optimum service to member clubs and the Game as a whole.</li> <li>• Develop and promote WRFL brand awareness throughout the western metropolitan region.</li> <li>• Ensure that club personnel have the capacity to maximise the benefits of information technology.</li> <li>• Ensure that WRFL technology systems keep pace with industry developments.</li> <li>• Implement a fully functional, on-line live-scores facility for both Senior and Junior competitions.</li> </ul>	<ul style="list-style-type: none"> <li>• Increase participation numbers across all WRFL football segments.</li> <li>• Develop / attract five (5) additional clubs to senior competition, in order to achieve the ideal number of ten (10) teams in each senior competition Division.</li> <li>• Establish a Club District structure aligning clubs with Auskick Centres and schools.</li> <li>• Achieve formal alignment and close cooperation between all WRFL clubs and at least one Auskick centre.</li> <li>• Ensure that all WRFL clubs engage cooperatively with schools in their designated "Districts" as defined in the Western &amp; North-West Regions Future Directions Strategy.</li> <li>• Investigate the feasibility of increasing competition age levels from Under 18 to Under 19; and from Under 16 to Under 17.</li> <li>• Design and implement a WRFL female strategy and initiatives to grow player participation.</li> <li>• Enhance the quality of coaches through professionally managed coach education courses.</li> </ul>
Success Measures	<ul style="list-style-type: none"> <li>• Reduction in the number of clubs experiencing financial stress.</li> <li>• Improved net assets position for WRFL Inc.</li> </ul>	<ul style="list-style-type: none"> <li>• Increase in female team numbers – viable WRFL female competitions.</li> <li>• Increase in female appointments to senior club administration positions.</li> <li>• Increase in number of partnerships with key community organisations.</li> <li>• Strong partnerships and ongoing collaboration with local government Councillors and staff.</li> </ul>	<ul style="list-style-type: none"> <li>• Improved standard of football facilities across the western region.</li> <li>• Improved access to suitable pre-season training venues for clubs.</li> <li>• Delivery of a regional umpire training venue.</li> </ul>	<ul style="list-style-type: none"> <li>• Increased recognition of WRFL brand across the western region.</li> <li>• Delivery of high-quality programs and administration to member clubs.</li> <li>• Delivery of "state of the art" communications with clubs and the western region community.</li> </ul>	<ul style="list-style-type: none"> <li>• Increased numbers of Senior/Reserves teams.</li> <li>• Increased numbers of Sunday Junior teams.</li> <li>• Increased retention of players, particularly at the older "under-age" levels.</li> </ul>





## PRESIDENT

Bruce Mildenhall

It's been another action packed year at the WRFL both on and off the field. The Board, with its unchanged personnel, has seen change all around it.

The three division structure for senior football, introduced part way through 2014, was in place for the commencement of the 2015 season. As hoped, this structure has improved competitive balance in all senior competitions and average winning margins have continued to decrease throughout 2015.

Deer Park Football Club won their third consecutive Division One premiership, dominating the Grand Final to produce a record 136-point win against Werribee Districts. As I mentioned during the Senior Presentation Dinner, the club has now moved from being a 'powerhouse' to being a 'juggernaut' of the competition.

Congratulations also to the Wyndhamvale and Albanvale Football Clubs on winning their first senior flags, in Divisions Two and Three respectively.

This year the WRFL released its 2015 - 2018 Strategic Plan.

This was brought together by WRFL Vice President Barry Lovell, Directors Paul Robinson and Scott Chapman, and a Strategic Planning sub-committee comprising Adam Devlin (Werribee Districts), Phil Datson (Wyndhamvale), Chris Murphy (Spotswood), Matthew Pratt (Deer Park), Phil Rigg (West Footscray), Tony Sticca (Yarraville-Seddon), Gavan Taylor (Albion) and CEO Bob Tregear.

The Plan (see facing page) has a number of key objectives with - two being to increase the numbers of people playing football, and to make the task of club sustainability easier for our member clubs.

Our capacity to broaden the opportunities to play football has been significantly increased this year with the appointment of Tony Nguyen and Tom Delahunty as Football Development Managers. Tom and Tony are working with Tim Shellcot on strengthening the links between WRFL clubs, schools, Auskick centres and player visits from the Western Bulldogs Football Clubs as well as other footy clubs across the region.

The idea was born from the work carried out by the AFL Victoria West and North West Development Council which is chaired by Western Bulldogs President Peter Gordon.

After discussions with clubs and testing throughout the second half of the season, member clubs will now be aware that the Board has implemented AFL Victoria's Club Sustainability Program, which involves introducing the Player Points System in 2016.

Under this new model we hope to see the Player Points System bring greater stability in player lists, increased loyalty by players to the clubs who launch their career and a more even competition in future seasons, all outcomes the WRFL believes are vital for strong community football.

Linked with this initiative is the Player Payments Proposal, scheduled for implementation in 2017.

As a league we are conscious of the positive impact football participation has on the lives of players and communities in the West.

Our vision is for community football to make a meaningful contribution to a stronger, healthier, inclusive and resilient population in Melbourne's West.

We seek your help in continuing our mission to make that vision a greater reality.

I would like to thank to my fellow Board members for another year of outstanding contribution as volunteers committed to supporting and growing community football.

Barry Lovell, Gina Smith, Terry McGarity, Ross Williamson, Scott Chapman, Paul Robinson, Meredith Angwin and Dominic Drenen - it is a pleasure to work alongside you, it is definitely a great team to work with.

The professionalism of Bob Tregear and the WRFL administrative team makes the work of the Board a lot easier as well.

With the exception of the career opportunities taken up in 2015 by Events Coordinator Lyn McLeod, and Media and Communications Manager Kirstie Fitzgerald, we are privileged to have a stable and skilled team which is focussed on making the WRFL one of the best leagues in the state. Julia Prokhorova and Kristen Alebakis have joined the team this year and are already making important contributions to our work.

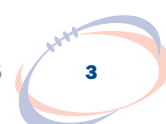
I would like to thank all WRFL sponsors for their ongoing partnership. Their support has made it possible to bring our competitions and programs together year after year.

Finally, thank you to our member clubs - your players, coaches, officials, supporters, families and volunteers is what makes our competition so great. The countless amount of hours you put in each week make community football in the West so enjoyable to be a part of.

**Bruce Mildenhall**  
President



Top Row L-R: Barry Lovell (Vice President), Dominic Drenen (Treasurer) and Meredith Angwin.  
Bottom Row L-R: Scott Chapman, Terry McGarity, Paul Robinson, Gina Smith and Ross Williamson.







## CHIEF EXECUTIVE OFFICER

Bob Tregear

The Western Region Football League's Strategic Plan 2015 - 2018 was finally released in July this year, following an extended process involving WRFL club and Board representatives. The work of the WRFL Strategic Planning Sub-Committee was interrupted during the 2014 season pending the outcome of AFL Victoria's West & North-West Regions Development Council - a group chaired by Western Bulldogs President Peter Gordon and also included representation by WRFL President Bruce Mildenhall and myself.

Recognising the opportunities for game development arising from the rapid population growth in Melbourne's west, the Council was successful in lobbying the AFL Commission for funding to significantly boost development staffing across the region. The result was an increase from two to five Football Development Managers, two of whom have worked since February this year from the WRFL office in constant collaboration with WRFL staff and club officials. The full impact of this major increase in development resources will be realised in the 2016 season, especially at the junior and female football levels with a concentration on developing pathways from Auskick through to club participation; and with development support to club volunteers.

The extended pause in our planning process bore fruit in ensuring that all football stakeholders across the region (AFL, VFL and community football) have committed to complementary strategic objectives, all aimed to strengthen participation. As the principal community league in western Melbourne, the WRFL and its member clubs are ideally placed to capitalise on the benefits of growth. The five principal objectives of our Strategic plan point to an exciting period of growth and development ahead:

- Club and League Viability
- Community Leadership and Culture
- Club, Facility and Venue Development
- Commercial/Social Enterprise and Embrace of Technology
- Football Participation / Structure, Balance and Growth

The Strategic Plan and supporting Action Plan will guide the directions and efforts of the Board and staff over coming years; and will provide a reference point for measure of success. Significant advances have already been recorded from the previous (2010) Strategic Plan, notably the formation of three new clubs and expansion of senior competitions to three Divisions.

The return to WRFL competition in 2014 of Werribee Districts Football Club's senior teams and recent announcement of Newport Power's nomination of senior teams for the 2016 season are directly related to the improved public profile of the WRFL resulting from a clear strategic direction. It is pleasing to note that our league has attracted prominent football identities such as Brian Lake, Mark Williams, Paul Chapman, Wayde Skipper, Shannon Byrnes, Wade Chapman, Ryan Houlihan, Brendan Fevola and Steve Kretzschmar in recent times, a further welcome sign of the ever-improving reputation of the Western Region Football League and its clubs.

First amongst our strategic objectives is to ensure the viability of member clubs and the league itself. The cash-flow difficulty faced by a number of clubs is reflected in the league's balance sheet where the level of Trade Debtors at balance date has grown significantly compared to last year. While we will continue to work with clubs to achieve an orderly and timely path to debt retirement, it is the responsibility of all clubs to ensure that their fund raising activities and internal management controls are adequate to meet their commitments.

The introduction of the Community Club Sustainability Program (CCSP) in season 2016 will be an important first step in the application of a state-wide policy aimed to reduce the pressures of player payments and reward the loyalty of players who remain with their clubs. Application of salary caps proposed for introduction from 2017 will apply further downward pressure to club costs.

After gross turnover of more than \$2 million, the league recorded a virtual break-even result for the 2014-15 financial year. After several years of rising returns from finals, increases in venue costs and a general downturn in attendances across all junior and senior finals this year resulted in a drop of more than \$40,000 in net finals revenue. An overall deficit trading result was avoided through careful control of all costs and the introduction of player registration fees.

For the fifth consecutive year, the Board was able to maintain its policy of no increase in team affiliation fees. Counting the 10% reduction delivered in the 2012 budget, the real cost (including inflation) of team affiliation fees over the past six years has reduced by almost 25%. The 2015-16 budget has again been drafted with no increase in team affiliation fees.

Consistent with the quest to contain/reduce costs to clubs, financial viability of the league is increasingly dependent on the support extended by a growing

WRFL Football returned to Whitten Oval on June 27, 2015 when West Footscray and Yarraville Seddon Eagles competed for the inaugural Maribyrnong Cup trophy. Picture: Kirstie Fitzgerald





number of sponsors and commercial partners. Sincere thanks to all of our 2015 partners whose support has made our competitions and programs possible, including:

- 7 NEWS
- Western Bulldogs Football Club
- 88.9 WYN FM
- Apparel by X-Treme
- Ascot Vale Sports & Trophies
- Beiersdorf
- BLK
- Bridgestone St Albans & Hoppers Crossing
- Business Jet Travel
- Club Warehouse
- Cyan Sporting Images
- Dons Smallgoods
- Fithf Quarter
- Gillies Famous Pies
- Insurance 4 Footballers
- Lion Nathan
- Melbourne Injury Lawyers
- Parmalat
- RAMS Home Loans – Western Region
- Security Armed Solutions
- SEN 1116
- Sherrin
- Sherwood
- The Yarraville Club
- Trade Institute of Victoria
- VicHealth
- Werribee Tigers Football Club

The success of any community sporting organisation lies in the strength and commitment of all of the volunteers and support agencies that make the world go around. WRFL is fortunate to enjoy the support and loyalty of a wide array of voluntary support agencies including the Juniors Board, Umpire Appointments Board, Independent Tribunal, Independent Hearings Committee and Appeals Board. I record my thanks and appreciation to Keith Brown (Juniors Board Chairman), Mark Westgarth (Director of Umpiring), Dale Sayner (Tribunal Chairman), Mark McDonald (IHC Chairman) and Graeme Bloom (Appeals Board Chairman) and to all of their colleagues whose contributions to our operations are invaluable.

Our staff team has seen some change and renewal this year. After four-and-a-half years' service as Customer Service & Events Coordinator, Lyn McLeod left early this year to take up an events management role with the Essendon Football Club. Lyn's place was taken by Julia Prokhorova who has already established strong working relationships with club officials and Life Members in her first season in the job.

Media & Communications Manager Kirstie Fitzgerald left after season's end to accept a media role with AFL Victoria. Kristen Alebakis was appointed in recent weeks to replace Kirstie and is looking forward to an exciting and productive time ahead as we move into the 2016 football season.

Both Lyn and Kirstie were hard-working and well-liked members of the staff team and we wish them both successful careers ahead.

Kristy Vidovic returned to her role as Administration and Accounts Officer early this year following an extended absence on maternity leave. In welcoming Kristy back to a role that she fills so well, I record our thanks to Stephen "Boppo" Smith who stood-in during Kristy's absence and not only undertook the job effectively, but kept the office smiling with his unique brand of dry humour.

Peter Harley provides expert support to the staff team in developing and servicing our growing band of commercial partners and sponsors. My thanks to Peter for his important work and his friendship with all members of staff.

David Newton (General Manager Football Operations) and Tim Shellcot (Football Operations & Club Development Officer) provide the forward planning and day-to-day management of all of our football and related activities. Both now have several years of experience in their roles and I thank them for their expertise, application and support in sometimes difficult but always interesting circumstances.

Special thanks to President Bruce Mildenhall and his Board members whose voluntary, independent roles are so vital to the governance of the League. Once again, the three Board members whose terms expire this year will be re-elected unopposed.

Thank you also to Steven Reaper, Mick Daniher and the team at AFL Victoria for their active interest in and support for our development programs; and to Western Bulldogs Football Club President Peter Gordon whose chairmanship of the West & North-West Regions Development Council was vital to securing the financial support of the AFL Commission to increase game development resources.

Finally, thanks to all of the club officials, players and supporters who ARE the Western Region Football League. Collectively, you make major contributions to the economy and social fabric of the western Melbourne region. Your League is well placed to capitalise on the opportunities ahead and to make a meaningful contribution to the region's community development.

**Bob Tregear**  
Chief Executive Officer







# FOOTBALL OPERATIONS

David Newton

The 2015 season saw the Western Region Football League move into three senior divisions for the first time since 1998 following on from the split of Divisions Two and Three in the latter part of season 2014.

A total of 248 teams competed across all WRFL competitions including seven Youth Girls and two Under 13 Girls teams that were combined with the Essendon District Football League.

Division One comprised of nine teams after Parkside, the 2014 Division Two Premiers, fell on hard times and were moved into Division Three to ensure the club was able remain operational going forward.

Both Division Two and Three contained eight teams each with Yarraville Seddon relegated to Division Two and Wyndham Suns fielding senior teams for the first time starting in Division Three.

There was no promotion or relegation between the lower two divisions due to the nature of the split in the final rounds of 2014.

The move was greeted with some overwhelming changes to the competitiveness across all divisions of the competition, particularly in Divisions Two and Three.

The senior competition in Division Two and Three saw the average winning margins reduced by 33 and 55 points respectively.

It was also great to see the bottom four teams in Division Three combine for a total of 21 wins in 2015 compared to seven prior to the split in 2014.

The table below provides an analysis of the margins along with some other key statistics.

Winning Margin Analysis: 2014 - 2015 Home and Away Season			
Competition	2014	2015	Differential
Division 1 Seniors	60.0	52.7	-7.3
Division 1 Reserves	56.1	49.3	-6.8
Division 2 Seniors	98.1	65.0	-33.1
Division 2 Reserves	81.4	79.6	-1.8
Division 3 Seniors	103.9*	48.6	-55.3
Division 3 Reserves	83.5*	53.1	-30.1
Margins in excess of 100 points	116	68	-48
Margins in excess of 200 points	24	5	-19

\*Margin taken from joint Division Two and Division Three grading rounds (1-13) and split rounds (14-18) in 2014.



Wyndham Suns win the Division Three Reserves Grand Final against Albanvale.  
Picture: Darrell Jones

The Under-18 competition continued to have its challenges with fixturing with 16 teams competing over Division One and Division Two. Unfortunately due to the nature of the teams across the divisions it made it very difficult to provide consistent alignment with the seniors and reserves competition.

The juniors and girls competitions were the first to get started in an eight week long WRFL Finals Series.

The four weeks of Junior Finals were played at Hoppers Crossing, Tarneit, Altona and North Sunshine while Point Cook and Deer Park hosted finals for the Youth Girls competition.

A total of 77 finals matches were played across these venues.

The matches showcased a great display of exciting, fun and competitive football. A couple of highlights that stood out was the Under-11C and Under-13B premierships won by Sunshine Heights.

It was the first time the club had won a junior premiership in 17 years. It was a reward for the club after re-developing their junior program in recent years.

After going down to Braybrook in the 2014 Grand Final, Albanvale were out to make amends and win their way back into Division Two when they took on Parkside in the 2015 Division Three Grand Final.

After losing the second Semi Final by four points to Parkside after not kicking a goal until the last quarter, Albanvale went into the match with some confidence knowing a four quarter effort would hold them in good stead.

After a see-sawing affair in the first half where Parkside led by five points at the main break, Albanvale made true on the premiership quarter. Kicking six goals to Parkside's two to hold on to a 23-point lead heading to the last change.

They maintained their advantage to run out 35-point winners and win their first senior premiership for the club.

It was also pleasing to see both the Wyndham Suns who won the reserves Premiership and Tarneit (reserves) experience finals action as newly formed senior clubs as well as Laverton (reserves) who made significant inroads on and off the field throughout the past 12 months.

The Division Two Grand Final was contested between the two best teams of the home and away season with only one win separating ladder leader Wyndhamvale and West Footscray.

Although Wyndhamvale were presenting plenty of scoreboard pressure early and controlling most of the play it was the scoring accuracy of West Footscray that allowed them to be within reach for the first three quarters of the match.

Wyndhamvale led by only 13-points at three quarter time after West Footscray had kicked 10 goals from their 12 scoring shots compared to Wyndhamvale's 11 goals from 20.

The final score however told a different story with Wyndhamvale kicking six unanswered goals to run out eventual 49-point winners, claiming their first senior premiership as well as promotion into the Division One competition in 2016.

West Footscray were successful in the reserves Grand Final as was Newport Power in the Under-18s.



The Division One Grand Final day was the culmination of the previous eight weeks of finals football.

Deer Park entered the Grand Final with the hope of securing a three-peat against a much younger Werribee Districts outfit, who had reached the Grand Final in only their second year in the WRFL after crossing from the VAFA at the start of the 2014 season.

Werribee Districts were hoping their winning performance against Deer Park in round 14 would give them the belief required heading into the Grand Final, however that wasn't the case as the juggernaut of Deer Park rolled on.

Deer Park piled on 17 goals before Werribee Districts kicked their first goal in the 18th minute mark of the third quarter.

Deer Park went on to win their third consecutive premiership with Kwame McHarg judged best on ground with seven goals, identical to his achievement in the 2014 Grand Final.

Hoppers Crossing won the reserves Premiership while Spotswood were triumphant in the Under 18s.

There have been some significant contributions made by so many people and organisations to ensure the finals series runs successfully. All of the work is much appreciated.

I would like to thank the many volunteers that worked tirelessly from the following clubs and organisations:

- Werribee Tigers FC
- Hoppers Crossing FC
- Tarneit FC
- Altona FC
- Altona Juniors FC
- North Sunshine FC
- Point Cook FC
- Deer Park FC
- Werribee CC
- Match Managers
- Finals match day officials

The Western Region Football League's Senior Inter-League team was elevated to fourth spot in AFL Victoria's Metropolitan rankings in 2014 after a win against the Southern Football League.

This set up a showdown with the Eastern Football League in March, who were defeated by the Victorian Amateur Football Association, in the Championship match in 2014.

Coach, Brett Jacobs, returned with Chairman of Selectors, Steve Thom, and were able to put an extremely strong squad together.

The WRFL started very well and although showed some poor kicking at goal early, were able to head to the first change seven points up.

Unfortunately after the first break the Eastern FL were able to maintain regular scoreboard pressure and went on to claim a 34-point win.

Also as part of the program, AFL Victoria selected a team to represent AFL Victoria Metro against AFL Queensland.

The match was played at Burpengary in Queensland in June.

It was extremely pleasing to note that the WRFL had the most representatives of any League selected in the match, with Wayde Skipper (Hoppers Crossing), Andrew Panayi (Werribee Districts), Tim Jenkins (St Albans) and both Kwame McHarg and Jack Purton-Smith (Deer Park) all playing.



Newport takes on Caroline Springs in the Youth Girls competition.  
Picture: Jayde Ferguson

Brett Jacobs was also selected to be an Assistant Coach to Brian Royal. All players made significant impacts on the game and were successful in defeating AFL Queensland by 84-points.

In 2016, the program will look to take a different path with a state-wide carnival, which will see both metro and country leagues ranked alongside each other and competing based on the rankings during the season.

I would like to thank the many panels, groups and individuals that all play a major role in ensuring the competition is run smoothly over the length of the season.

The WRFL head office is continually evolving with all staff members committed to further growth and development of our member clubs and I would like to thank them for their ongoing support.

Finally, congratulations to all clubs who achieved the ultimate success in 2015, but more importantly to those clubs who continue to thrive to make things better both on and off the field.

**David Newton**  
General Manager Football Operations





## CLUB DEVELOPMENT

Tim Shellcot

Season 2015 proved to be a year where solid foundations have been laid for future club development work.

As all WRFL stakeholders are aware, the geographic area in which the league operates has experienced significant population growth and changing demographics over the past few years. Many of our member clubs experience, and will continue to face significant challenges to maintain and increase their membership and participation. The issues club volunteers encounter in developing and maintaining their clubs can be very diverse, with the large population growth in the outer western area of the league creating different needs to those clubs in the inner west.

As previously identified in 2013's AFL Victoria Western and North West Regions Future Directions Report, meeting the needs of the western region of Melbourne is a key part of the sport's game development strategy. The report recognised a 'whole of game' approach is required, with a focus on female football, improved stakeholder collaboration, school participation and engagement of people from multicultural backgrounds.

In early 2015 additional AFL Victoria Football Development Managers (FDM) were appointed in western and north west Melbourne, with the primary purpose of assisting leagues, clubs and schools grow football participation. Two FDMs, Tom Delahunty and Tony Nguyen, are now based at the WRFL office, with responsibility for a number of key development areas. These include getting football back into schools, club sustainability, volunteer support and Auskick.

WRFL staff are working closely with the FDMs and benefits are already being seen, with the development of stronger links between Auskick centres and local clubs, provision of additional resources and education for coaches, club administrators and volunteers, and an increasing amount of programs introducing the game in schools throughout the west.

While some goals have been quickly achieved the results of this development work will become more obvious from 2016, with improved

stability and viability of clubs and clearer pathways for players from introductory AFL programs to club football.

During 2015 the WRFL has been a contributor in developing the Western Metropolitan Region Football Facilities Strategy. This strategy utilised knowledge and resources from the five Local Government Authorities (Maribyrnong, Hobsons Bay, Wyndham, Brimbank and Melton), together with those from AFL Victoria and the WRFL, to investigate the issues and opportunities facing football in the region. In developing the strategy an audit of all WRFL club facilities was performed, identifying gaps and strengths in the quality and suitability of grounds, lighting, change rooms and social pavilions.

The report generated from this audit and other associated research shows a significant disparity in the quality of facilities throughout the league and identified a number of key facilities criteria that have the greatest influence on participation and growth. While there is no quick fix to facilities related problems the strategy provides a framework and direction for the league, the AFL and local and state government to better plan, provide for and support football in the west of Melbourne for the next 10 years.

The junior competition experienced a minor increase in team numbers in 2015 with 182 teams from 27 clubs participating. Of the 27 clubs that fielded junior teams 21 had a team participate in the finals, with nine clubs winning at least one premiership.

The Youth Girls continued as a joint league with the EDFL, Wyndhamvale finishing runner-up to be the best performed WRFL team. Six WRFL clubs entered Youth Girls teams and it was pleasing to see two clubs, Caroline Springs and Newport Power, field a team for the first time. After a two season hiatus the junior girls competition re-started, playing in a round robin format with three teams. A competition with this number of teams is not sustainable over the long term however it is a starting point and a number of clubs have already expressed interest in entering a team in 2016. The development of female football is a priority and joint planning



2015 Junior Inter-League Under-14 Division One presentation between the WRFL and the NFL  
Picture: Darrell Jones



between the WRFL and AFL Victoria to expand this important segment of the game has commenced.

A key part of developing the WRFL's best junior talent is providing the opportunity for those players to represent the league in junior interleague competition. Eight squads, from Under-13 to Under-16, including a combined WRFL/EDFL Under-16 girls' team, were selected in 2015, with the league experiencing its most successful carnival for a number of seasons.

The Under-14 and Under-15 squads led the way, winning 11 of 12 games in the AFL Victoria Metropolitan Championships. Playing in Pool B of the revamped competition the Under-15 Division One squad, the Under-14 Division One and Under-14 Division Two squads each won their respective division, which was a great result. Through their efforts the league has won promotion to Pool A and in 2016 will challenge the EFL, YJFL and SMJFL for metropolitan junior football supremacy.

The league no longer fielded an Under-12 squad, instead selecting two Under-13 squads. This change will provide easier identification of a larger number of talented players in the Under-13 age group, particularly as these players will play in the more competitive Under-14 AFL Victoria Metropolitan Championships next season. It also brings the WRFL in line with the AFL's Junior Football Match Guide.

Coaching an interleague squad is a challenging task requiring skills including talent identification, match day tactics, player management and diplomacy. Each coach has a limited period of approximately eight weeks to pick and train his squad and the competitiveness of all squads in 2015 was a testament to the ability and commitment of each head coach; Under-13A – Mark Smyth, Under-13B – Colin Clohesy, Under-14 Div. 1 – Jason Rainbow, Under-14 Div. 2 – Vinnie Turcinovich, Under-15 Div. 1 – John Singarella, Under-15 Div. 2 – Walid Kaddour and Under-16 – Andrew Willis.

A number of WRFL clubs supported the junior interleague program, providing access to their facilities and hosting either interleague training or matches. North Sunshine, Laverton, Altona Juniors, Flemington Juniors and Wyndhamvale football clubs, along with the Western Jets Football Club, provided significant support during 2015 and the league looks forward to these relationships continuing.

Now in its sixth year of operation the Juniors Board continues to provide valuable input to both WRFL administration and Executive Board on the format, structure and functioning of the junior football competition. The Board remains active during the off-season, with a review of the junior football grading guidelines a key task in the lead up to the 2016 season. The goal of our junior football is to provide an environment where young players can enjoy the game and develop their skills in competitions appropriate to their level of ability.

Grading of teams is a crucial part of achieving this goal but it is always a challenge, given the differing levels of ability, size, development and movement of players that occur within each age group. Policies and procedures implemented over the past few seasons have provided a more transparent process, however on-going review and modification of the grading process is critical in enhancing the on-field evenness of games in all junior competitions.

Thanks to WRFL staff Bob Tregear, David Newton, Julia Prokhorova, Kirstie Fitzgerald, Peter Harley, Kristy Vidovic, Lyn McLeod and Stephen Smith for their advice and assistance throughout the 2015 season. To the club volunteers, players and supporters who form the WRFL community, well played in 2015 and we look forward to a bigger and better 2016.

**Tim Shellcot**

Football Operations and Club Development Officer





YEAR	PRESIDENT	MANAGER / CEO	YEAR	PRESIDENT	MANAGER / CEO	YEAR	PRESIDENT	MANAGER / CEO
1931	H. Turner	A. Magennis	1960	G.W. Reynolds	L.J. Bills	1989	R.T Angwin	L. Patching
1932	H. Turner	F. Reid / R. Hodgson	1961	G.W. Reynolds	G.W. Reynolds	1990	R.T Angwin	L. Patching
1933	H. Turner	A.E. Shepard	1962	G.W. Reynolds	L.J. Bills	1991	R.T Angwin	L. Patching
1934	H. Turner	A.E. Shepard	1963	A.W. Abbey	G. McDonald	1992	R. Swann (OAM)	L. Patching
1935	H. Turner	A.E. Shepard	1964	A.W. Abbey	G. McDonald	1993	R. Swann (OAM)	L. Patching
1936	H. Turner	A.E. Shepard	1965	A.W. Abbey	G. McDonald	1994	R. Swann (OAM)	L. Patching
1937	H. Turner	A.E. Shepard	1966	A.W. Abbey	R.J. Dye	1995	R. Swann (OAM)	L. Patching /
1938	H. Turner	A.E. Shepard	1967	L.R. Maxwell	R.J. Dye		R. Swann	
1939	H. Turner	A.E. Shepard	1968	S. Dacre	R.J. Dye	1996	R. Swann (OAM)	R. Swann /
1940	H. Turner	A.E. Shepard	1969	L.R. Maxwell	R.J. Dye		R. Murphy	
1941	H. Turner	A.E. Shepard	1970	L.R. Maxwell	D.G. Moore	1997	R. Swann (OAM)	R. Murphy
1942	H. Turner	A.E. Shepard	1971	L.R. Maxwell	R.J. Dye	1998	R. Swann (OAM)	R. Murphy
1943	H. Turner	A.E. Shepard	1972	L.R. Maxwell	R.J. Dye	1999	R. Swann (OAM)	M. Penaluna
1944	B.J. Jamieson	A.E. Shepard	1973	L.R. Maxwell	R.J. Dye	2000	R. Swann (OAM)	M. Penaluna
1945	B.J. Jamieson	A.E. Shepard	1974	L.R. Maxwell	J.B. Huntington	2001	R. Swann (OAM)	M. Penaluna
1946	B.J. Jamieson	A.I. Dunne	1975	L.R. Maxwell	J.B. Huntington	2002	I. Hamm	M. Penaluna
1947	B.J. Jamieson	A.I. Dunne	1976	L.R. Maxwell	J.B. Huntington	2003	I. Hamm	M. Penaluna
1948	B.J. Jamieson	A.I. Dunne	1977	P.I. Hollings	J.B. Huntington	2004	I. Hamm	D. Phillips
1949	B.J. Jamieson	A.I. Dunne	1978	P.I. Hollings	J.B. Huntington	2005	I. Hamm	D. Phillips
1950	B.J. Jamieson	A.I. Dunne	1979	P.I. Hollings	J.B. Huntington	2006	I. Hamm	D. Phillips
1951	B.J. Jamieson	A.I. Dunne	1980	P.I. Hollings	J.B. Huntington	2007	I. Hamm	J. Batty
1952	B.J. Jamieson	A.I. Dunne	1981	R.T Angwin	J.B. Huntington	2008	D. Taylor	J. Batty
1953	B.J. Jamieson	A.I. Dunne	1982	R.T Angwin	J.B. Huntington	2009	D. Taylor	J. Batty
1954	B.J. Jamieson	A.I. Dunne	1983	R.T Angwin	J.B. Huntington	2010	B. Baarini	R. Tregear
1955	B.J. Jamieson	A.I. Dunne	1984	R.T Angwin	J.B. Huntington	2011	B. Baarini	R. Tregear
1956	B.J. Jamieson	A.I. Dunne	1985	R.T Angwin	L. Patching	2012	B. Baarini	R. Tregear
1957	B.J. Jamieson	A.I. Dunne	1986	R.T Angwin	L. Patching	2013	B. Baarini	R. Tregear
1958	B.J. Jamieson	A.I. Dunne	1987	R.T Angwin	L. Patching	2014	B. Mildenhall	R. Tregear
1959	B.J. Jamieson	A.I. Dunne	1988	R.T Angwin	L. Patching	<b>2015</b>	<b>B. Mildenhall</b>	<b>R. Tregear</b>

Werribee Districts take on Albion in 2015.  
Picture: Cody Bench





## UMPIRES

Mark Westgarth

In season 2015 the WRFL umpires, with the support of the WRFL, were able to establish a Division One three umpire field panel, which I consider, had dual effects on the standing of WRFL football.

Three field umpires has allowed the WRFL umpiring department to further build on the skill level of our senior umpires by providing a larger number of umpires to gain experience at Division One level which in turn developed the quality of our senior umpires.

There is no doubt that the quality and speed of football has significantly increased which required the need for three umpires however I believe by having three umpires this has also assisted in the improvement of the standard of football in the WRFL in season 2015.

This has also allowed the 'older' umpires to remain in the game, therefore providing their experience and composure at the highest level. The parallels with three umpires, video of Division One and significantly lower reports in Division One football are clearly linked. The overall professionalism of WRFL football continues to improve but without the support of the clubs with the umpiring department, this would not be possible.

During the season we also provided three field umpires in many Division Two and Three matches which again further developed the WRFL as a premier football competition.

During season 2015, the WRFL umpiring department has rotated senior Division One umpires into Division Two and Three. This provided both a coaching and mentoring role with the less experienced umpires. This has also resulted in better outcomes for WRFL football as we share the experience across all levels in our league.

The WRFL umpires have built on retaining more umpires than in the previous years which clearly indicate that the people choosing to umpire in the WRFL are enjoying and wanting to be involved in the league.

With a further increase in junior teams and competitions in 2016 will continue to be a challenge.

Umpiring academies have also continued to provide many young and aspiring umpires the chance to be involved in the league. However without the coaches that support those young umpires many would not continue with the WRFL.

I would like to thank the following people who have been involved in the coaching and support of developing umpires across the four academies in season 2015; Mathew Westgarth, Christian Brenner, Terry O'Donnell, Richard Watt and Graeme Hodgart at MacKillop College - Werribee, Phil Henderson and Allan Larrad at Caroline Springs - Caroline Springs, Allan Pascoe at Westbourne Grammar - Tarneit and Mark Mather and Leigh Rowbottom at Scovell Reserve - Maidstone.

My senior coaching panel who worked tirelessly observing and coaching our senior umpires, are clearly a group of men and women who provide the skill and knowledge to develop the WRFL umpiring group. I would like to thank Graeme Hodgart (Goal Umpires Coach) and his assistants Leo Keating and Phil Fawcner, Leigh Rowbottom (Boundary Umpires Coach) and his assistants Maree Wilke, Donna McDowall and Richard Watt. The field umpires observers Rene van Kuyk, Mark Mather and Peter Howe (CEO AFULA) who provided excellent feedback on umpire's performance which in turns allows me to further develop the WRFL umpiring group.

Our junior umpires are the future of the WRFL and without our mentors the development of our junior umpires would not occur. Critical to the development of that group of young umpires are our junior field coach Mark Mather, junior boundary coach Richard Watt and junior goal coach Phil Faulkner. However nothing would occur without Rene van Kuyk who drives the whole group by providing excellent administration and appointments of umpires across the WRFL.

Season 2015 has been another successful year with the strong support from the WRFL, led by Bob Tregear and his team, to the football community, clubs, players administrators and spectators.

Finally, I would like to thank the WRFLUA for their support, led by Henry McFerran and his executive.

I look forward to the 2016 season and thank everybody that I have had the opportunity to meet and discuss football in the WRFL.

**Mark Westgarth**

Director of Umpiring - WRFL



Junior WRFL umpires in action during the 2015 season. Picture: Gerald Bartels





## TRIBUNAL

Dale Sayner

Upon reflecting on my report last year, I made a statement that it was the aim to reduce the total reports by half in season 2015. This was a significant goal and although we didn't completely achieve this I am pleased to report a reduction of 36 per cent, with the numbers falling from 71 in 2014 to 45 in 2015.

The total number of reports including automatic penalties was 97 which is a reduction of 20 per cent on last season or any other season recorded in the history of the WRFL. It shows the amount of work that all the clubs endeavour to achieve through the application of a professional approach of their volunteers, to make the WRFL the most desirable football competition for athletes to play without fear of others breaking the rules of fair play.

Unfortunately with all the positives, there were a few negatives. We had two very serious reports which were both given the appropriate sentences, and 10 reports on officials which not only represented 22 per cent of all reports, but also was the difference in the Tribunal achieving its goals.

This increase in poor official behaviour is of great concern. I found that in all the cases heard, only one official showed true remorse, the rest presented themselves as if it was just part of the game.

The Tribunal is committed to assisting clubs through training and education and will work with the League to ensure the right messages are being conveyed to all clubs and their volunteers about the expected standards of behaviour. Appropriate penalties will be applied to clubs and individuals who continue to breach these standards.

A promising sign was the reduction of junior reports with only seven cases in 2015 compared to 33 in 2014 which is a credit to all the junior clubs and coaching staff.

The amount of cases found not guilty was 20 per cent, which indicates the umpires are reporting correctly and directing the correct offenses to

the Tribunal each week. Suspensions were down by a total of 87 weeks compared to 2014; this result was encouraging and a sign of less serious reportable offences.

During the 2015 season we had 17 different clubs attend the WRFL Tribunal and there were three clubs who made up 42 per cent of all reports heard by the Tribunal. These three clubs need to work hard to instil improved discipline on field, and I am sure season 2016 will see them not attending the WRFL Tribunal as often.

The WRFL Tribunal once again consisted of eight members of which all were the same personnel that sat during the 2014 season. With this retention, the Tribunal members are able to maintain consistent decision making and therefore provide the clubs and their representatives no doubt where they stand at the WRFL Tribunal.

A special thanks to all members of the Tribunal for volunteering their valuable time every Tuesday night.

- |                               |                                   |
|-------------------------------|-----------------------------------|
| · Adrian Noble (Deputy Chair) | · Michael McNamara (Deputy Chair) |
| · Jim Simmonds                | · Paul Smallwood                  |
| · Darren Mayne                | · Frank Plata                     |
| · Rod Evans                   |                                   |

Unfortunately Brian Wilson, our normal Tribunal secretary was away ill most of the year and his presence was missed; I would like to thank Rene Van Kuyk who at different times helped out during the season with these duties.

With a tighter control over officials and the continual approach to better on field discipline, I am sure that next season will see the Tribunal sitting less frequent, and the WRFL achieving even better behavioural standards.

**Dale R Sayner**  
Tribunal Chairman

Wyndham Suns v Sanctuary Lakes.  
Picture: Darrell Jones





## MEDIA

### Kirstie Fitzgerald

Season 2015 saw the WRFL media department enter a new realm of the ever-changing communication landscape, with the introduction of the league's new mobile App and Division One match-day filming.

For the first time, the league was able to reach out to its members through the development of the WRFL Team App which saw the latest news, fixtures, ladders and results delivered into the palm of your hand. Despite being released in June this year, the WRFL App had 6800 screen views in three months and was ranked in the top 100 Australian Rules Football Apps in the month of August. Another feature the App provided was the introduction of Live Scores. With the support and dedication of our clubs, all senior quarter-by-quarter match results were available to supporters during game day. While this process took some time to get used to, the continuation and familiarity of the Live Scores system will prove to be an invaluable tool in 2016 and beyond.

Another new feature implemented in 2015 was the match-day filming of all Division One Senior home and away games. Through the league's new relationship with Red Onion Creative, clubs, coaches, players and fans were able to review any match throughout the year with a click of a button. The match day footage also proved invaluable as evidence at WRFL Tribunal hearings and as part of the league's new online TV highlight segment, 7 Plays in 7 Days which received an average of more than 400 views each week. It is hoped that through the support of our clubs, the ability to film all senior games across the three divisions will be a reality in the next two seasons.

The WRFL's online TV presences reached new heights this year with a record number of videos produced than ever before. Each week fans tuned into the senior Post and Pre-Match Shows, while our younger followers enjoyed the 2015 Junior Footy Show. Producing 44 episodes this year, the Post and Pre-Match Football Shows with Steve Thom and Kevin Hillier provided great insight into the three senior competitions. The Junior Footy Show also experienced a major improvement this season, growing from a fortnightly show to a weekly edition, which proved popular with fans after reaching 11,000 views. A special thanks goes to WRFL Media Assistant Dylan French for his contribution to the media department, assisting with editing and filming of all WRFL videos as well as to Steve, Kevin and Andrew Wilson for their work with the senior footy show.



The WRFL mobile APP saw news delivered in the palm of all fans hands.

The league's social media position continued to strengthen this season across all platforms. Our Facebook page reached a record high of 5,231 fans this year, Twitter increased its followers by a staggering 35 per cent, while the WRFL Instagram account soared in its second year, to boast a 77 per cent increase in followers since the same time last season. Through the use of social media, the WRFL is able to share its news to a vast range of people within the wider community and have the ability to connect with fans anytime, anywhere.

In it's third season, our online e-newsletter First Bounce established itself as a must-read every Friday afternoon. Reaching a database of more than 6000 people, First Bounce was a favourite



The WRFL TV site allowed supporters to watch full match-replays of every Division One Senior game in 2015.

amongst our junior audience, with regular Junior Milestone and Junior Heartland Award winners featured each week. In a time where our thirst for information has never been greater, the WRFL e-newsletter will no doubt continue to stamp its dominance and extend its readership in 2016.

The ritual of picking up a copy of the WRFL Footy Record on a Saturday afternoon was once again popular among football fans. Each week a team of hard-working volunteers would contribute to the 64-page edition in the form of Round-Wraps, Super Footy Quiz, Images of the Week, Umpires Corner, feature articles and much more. I would like to thank the 2015 WRFL Media Team made up of Justin Lemmon, Andrew Mead, Will Zwar, Connor Pain, Andrew Muscat, Kevin Hillier, Graeme Hodgart, Dayle Dunshea, Declan Boffa, Sophie Hammill, Alex Patterson and Alex Karavas for their outstanding efforts in producing quality content each week. I would also like to thank the sensational work of volunteer photographers Jayde Ferguson and Cody Bench whose abilities to capture a moment and immortalise the action through their lens was a joy to see. Congratulations must also go to 2015 WRFL Media Award recipient Cody Bench who demonstrated that anyone with a passion for media can achieve great things, just as he has done through his outstanding portfolio of photography.

Another group of dedicated people is the WRFL radio team who brought senior football to life on the airwaves via community radio station 88.9 WYN FM. Led by broadcast consultant Kevin Hillier, the efforts of main caller Louie Bulzomi, special comments caller Steve Thom, stats guru Andrew Wilson, studio host Brandon McLaren and WYN FM's Krume Sazdovski saw the team produce high-quality shows every Saturday afternoon with the Match of the Day broadcast. A special thanks also goes to Gary Turner whose local football knowledge was invaluable to our weekly Friday night pre-match radio show, Footy in the West.

Of course all this would not be possible without the support of our premier partner 7NEWS who have been a great promoter of local football in the west. In its second year with the WRFL, 7NEWS has once again featured a number of WRFL stories in its sports bulletin throughout the year and also hosted the inaugural 7NEWS Round. We thank them for their unwavering support this season and look forward to developing our relationship in 2016.

As I hang up the boots as the WRFL Media and Communications Manager, I would like to take this opportunity to thank all club presidents, administrators and volunteers who have assisted the media department not only in 2015, but over the past three seasons I have been in the role.

Finally, a huge thanks must go the dedicated WRFL staff for their continued support and friendship. I wish you all the best next year and look forward to seeing you around the grounds in 2016.

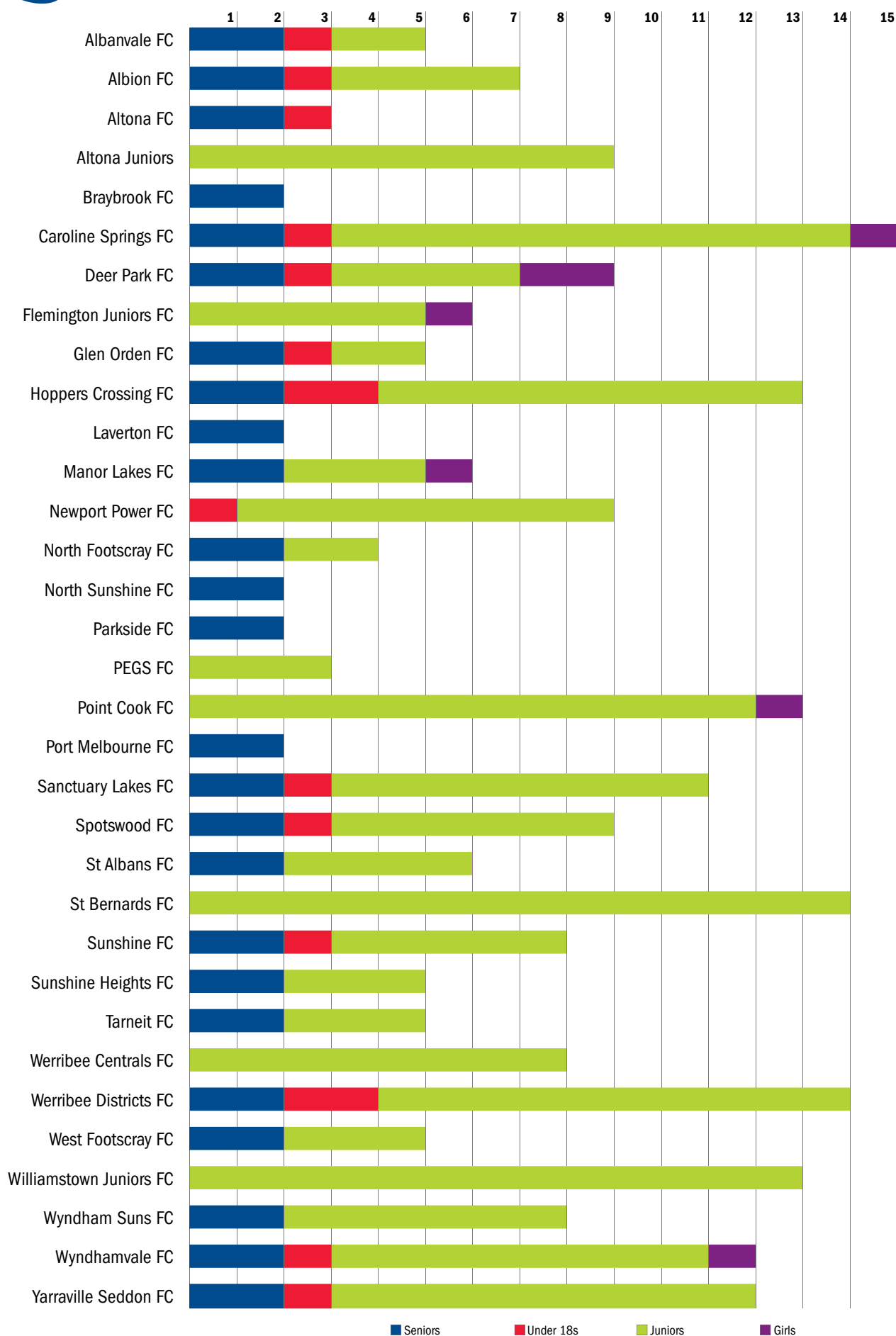
**Kirstie Fitzgerald**  
Media and Communications Manager





# TEAM LISTING

## Team Numbers



Seniors

Under 18s

Juniors

Girls



# TEAM OF THE YEAR

Division One

## COACH



**Marc Bullen**  
(Deer Park)

## ASSISTANT COACH



**Wade Chapman**  
(Werribee Districts)

## CAPTAIN



**Mathew Ryan**  
(Hoppers Crossing)

## BACKS



**Jackson Viola**  
(Hoppers Crossing)



**Peter Dalinkiewicz**  
(St. Albans)



**Mathew Ryan (C)**  
(Hoppers Crossing)

## HALF BACKS



**Matthew Quigley**  
(St. Albans)



**Lachlan Fairley**  
(Spotswood)



**Mitchell Chadwick**  
(Werribee Districts)

## CENTRES



**Todd Finco**  
(Albion)



**Tom Langlands**  
(Spotswood)



**Kane McKenzie**  
(Deer Park)

## HALF FORWARDS



**Kwame McHarg**  
(Deer Park)



**Murray Boyd (VC)**  
(Spotswood)



**Jordan Robbins**  
(Altona)

## FORWARDS



**Andrew Panayi**  
(Werribee Districts)



**Jordan Mead**  
(Hoppers Crossing)



**Chris Molivas**  
(Werribee Districts)

## RUCKS



**Wayne Skipper**  
(Hoppers Crossing)



**Matthew Dean**  
(Werribee Districts)



**Jack Purton-Smith**  
(Deer Park)

## INTERCHANGE



**Macauley Goring**  
(Sunshine)



**Jayke Ewer**  
(Deer Park)



**Jake Allan**  
(Sunshine)



**David Brierty**  
(Hoppers Crossing)



### DIVISION ONE GRAND FINAL (SENIORS)

DEER PARK	7.2-44	13.7-85	21.13-139	23.17-155
WERRIBEE DISTRICTS	0.2-2	0.3-3	1.4-10	2.7-19

#### DEER PARK

**Goal Kickers:** K. McHarg 7, C. Stewart 4, S. Broadbent 3, S. Bloomfield 2, J. Wong 2, J. Condos 2, M. Bullen, L. Summers, R. Houlihan

**Best Players:** K. McHarg, R. Houlihan, S. Broadbent, C. Stewart, R. Crawford, S. Ismail

#### WERRIBEE DISTRICTS

**Goal Kickers:** B. Morton, J. Patty

**Best Players:** J. Patty, S. Callea, M. Chadwick, C. Molivas, S. McGuinness, N. Johnston

**2015 HERB PASCARL MEDALIST:** Kwame McHarg (Deer Park)

### DIVISION ONE GRAND FINAL (RESERVES)

HOPPERS CROSSING	1.4-10	4.6-30	9.7-61	12.7-79
SUNSHINE	1.3-9	1.6-12	3.12-30	4.13-37

#### HOPPERS CROSSING

**Goal Kickers:** T. Caulfield 2, D. Strnak 2, C. Wilson 2, M. Dibb, J. Redfern, J. Mutton, M. Appleby, E. Raczkowski, J. Bluschke

**Best Players:** M. Nozzolillo, D. Strnak, M. Appleby, J. Mutton, A. Poland, N. Weir

#### SUNSHINE

**Goal Kickers:** M. Caserta 3, M. Ellis

**Best Players:** M. Caserta, M. Ellis, M. Rizzo, B. McInnery, D. Moloney, J. Landgren

**BEST ON GROUND PLAYER:** Michael Nozzolillo (Hoppers Crossing)

### DIVISION ONE GRAND FINAL (UNDER 18)

SPOTSWOOD	5.3-33	12.7-79	18.12-120	20.14-134
DEER PARK	0.0	1.1-7	2.1-13	2.3-15

#### SPOTSWOOD

**Goal Kickers:** C. Bettiol 7, M. Nicholls 3, N. Hamad 2, D. Sulejmani-Blackwell 2, J. Beilby 2, T. Bennett, K. Jaksic, C. Daley, J. Bunting

**Best Players:** C. Bettiol, N. Ryan, M. Nicholls, M. Nicholls, J. Beilby, C. Daley

#### DEER PARK

**Goal Kickers:** N. Christofi, Z. Gervasoni

**Best Players:** T. Knight, Z. Gervasoni, N. Nesci, N. Christofi, T. Maiava, J. O'Donnell

**BEST ON GROUND PLAYER:** Nick Ryan (Spotswood)

### DIVISION ONE (SENIORS)

TEAM	P	W	L	D	B	FF	F	A	%	PTS
Deer Park	16	13	2	1	2	0	1750	958	182.67	54
Hoppers Crossing	16	12	4	0	2	0	1650	983	167.85	48
Werribee Districts	16	11	5	0	2	0	1598	1066	149.91	44
Spotswood	16	11	5	0	2	0	1495	1364	109.6	44
Altona	16	8	8	0	2	0	1352	1407	96.09	32
Sunshine	16	7	8	1	2	0	1281	1386	92.42	30
St Albans	16	7	9	0	2	0	1435	1234	116.29	28
Albion	16	1	15	0	2	0	958	1759	54.46	4
Port Melbourne Colts	16	1	15	0	2	0	846	2208	38.32	4

### DIVISION ONE (RESERVES)

TEAM	P	W	L	D	B	FF	F	A	%	PTS
Hoppers Crossing	16	14	2	0	2	0	1464	659	222.15	56
Werribee Districts	16	12	4	0	2	0	1415	710	199.3	48
St Albans	16	12	4	0	2	1	1171	734	159.54	48
Sunshine	16	11	5	0	2	0	1187	781	151.98	44
Altona	16	8	8	0	2	0	1055	859	122.82	32
Deer Park	16	6	10	0	2	0	797	1117	71.35	24
Spotswood	16	5	11	0	2	0	807	1229	65.66	20
Albion	16	2	14	0	2	0	608	1511	40.24	8
Port Melbourne Colts	16	2	14	0	2	0	594	1498	39.65	8

### DIVISION ONE (UNDER 18)

TEAM	P	W	L	D	B	FF	FA	F	A	%	% won
Spotswood	15	13	2	0	3	0	0	1372	565	242.83	86.67
Werribee Districts	16	10	6	0	2	0	0	1273	909	140.04	62.5
Hoppers Crossing	15	8	7	0	3	0	0	987	803	122.91	53.33
Deer Park	16	8	8	0	2	0	0	1342	901	148.95	50
Altona	16	8	8	0	2	0	0	1033	1017	101.57	50
Yarraville Seddon	15	7	8	0	3	0	0	974	872	111.7	46.67
Albion	15	0	15	0	3	0	0	246	2160	11.39	0



**Division One (Seniors): DEER PARK**

*Captain: Chris Stewart*

*Coach: Marc Bullen*





### Division One (Reserves): HOPPERS CROSSING

*Captain: Todd Caulfield*

*Coach: Glenn McGaw*

#### DIVISION ONE SENIORS

##### Qualifying Final:

Hoppers Crossing 12.8.80 def by  
Werribee Districts 19.12.127

##### Elimination Final:

Spotswood 12.14.86 def Altona 10.8.68

##### Semi Final Two:

Deer Park 13.14.92 def Werribee Districts 7.4.46

##### Semi Final One:

Hoppers Crossing 11.12.78 def Spotswood 7.4.46

##### Preliminary Final:

Werribee Districts 13.8.86 def  
Hoppers Crossing 9.10.64

#### DIVISION ONE RESERVES

##### Qualifying Final:

Werribee Districts 9.10.64 def by.  
St Albans 14.21.105

##### Elimination Final:

Sunshine 14.15.99 def Altona 5.7.37

##### Semi Final Two:

Hoppers Crossing 12.12.84 def St Albans 10.12.72

##### Semi Final One:

Werribee Districts 9.4.58 def by. Sunshine 13.9.87

##### Preliminary Final:

St Albans 7.12.54 def Sunshine 11.4.70

#### DIVISION ONE U18

##### Qualifying Final:

Werribee Districts 12.14.86 def  
Hoppers Crossing 7.13.55

##### Elimination Final:

Deer Park 10.14.74 def Altona 9.11. 65

##### Semi Final Two:

Spotswood 10.17.77 def Werribee Districts 6.9.45

##### Semi Final One:

Hoppers Crossing 9.11.65 def by Deer Park 12.5.77

##### Preliminary Final:

Werribee Districts 10.11.71 def by  
Deer Park 11.12.78



### Division One (Under 18): SPOTSWOOD

*Captain: Nicholas Ryan*

*Coach: Matt Dean*





# PREMIERSHIP HISTORY

## Division One

### DIVISION ONE (Seniors)

1931	Parkside	1952	Braybrook	1974	Braybrook	1996	Parkside
1932	Riverside	1953	Seddon	1975	Braybrook	1997	Yarraville
1933	Parkside	1954	Braybrook	1976	Seddon	1998	Port Melbourne Colts
1934	West Footscray	1955	Braybrook	1977	Spotswood	1999	Port Melbourne Colts
1935	West Footscray	1956	Braybrook	1978	North Footscray	2000	Parkside
1936	Parkside	1957	Parkside	1979	Braybrook	2001	St Albans
1937	Parkside	1958	Spotswood	1980	North Footscray	2002	Hoppers Crossing
1938	Spotswood	1959	F&Y Socials	1981	Parkside	2003	Parkside
1939	ICI (Deer Park)	1960	F&Y Socials	1982	West Footscray	2004	Hoppers Crossing
1940	ICI (Deer Park)	1961	F&Y Socials	1983	North Footscray	2005	Port Melbourne Colts
1941	ICI (Deer Park)	1962	Parkside	1984	Spotswood	2006	Port Melbourne Colts
1942	Braybrook	1963	F&Y Socials	1985	Albion	2007	Spotswood
1943	Kingsville	1964	Kingsville	1986	Albion	2008	Spotswood
1944	Braybrook	1965	Albion	1987	Spotswood	2009	Spotswood
1945	Braybrook	1966	St Albans	1988	St Albans	2010	Albion
1946	Braybrook	1967	Parkside	1989	St Albans	2011	Spotswood
1947	West Footscray	1968	Spotswood	1990	Spotswood	2012	Altona
1948	Parkside	1969	St Albans	1991	Seddon	2013	Deer Park
1949	Parkside	1970	West Footscray	1992	Seddon	2014	Deer Park
1950	Seddon	1971	Spotswood	1993	Spotswood	<b>2015</b>	<b>Deer Park</b>
1951	Parkside	1972	Spotswood	1994	Deer Park		
		1973	Braybrook	1995	Spotswood		

### DIVISION ONE (Reserves)

1967	West Footscray	1979	Albion	1992	St Albans	2005	St Albans
1968	Albion	1980	North Footscray	1993	West Footscray	2006	Hoppers Crossing
1969	Spotswood	1981	Sunshine YCW	1994	Parkside	2007	Hoppers Crossing
1970	Albion	1982	Sunshine YCW	1995	Port Melbourne Colts	2008	Sunshine
1971	Kingsville	1983	Deer Park	1996	Parkside	2009	Albion
1972	Parkside	1984	West Footscray	1997	Yarraville	2010	Albion
1973	Parkside	1985	West Footscray	1998	Port Melbourne Colts	2011	Sunshine
1974	Braybrook	1986	Sunshine YCW	1999	Parkside	2012	Altona
1975	Albion	1987	Sunshine YCW	2000	Port Melbourne Colts	2013	Altona
1976	Albion	1988	Albion	2001	Spotswood	2014	St Albans
1977	Kingsville	1989	St Albans	2002	Spotswood	<b>2015</b>	<b>Hoppers Crossing</b>
1978	Braybrook	1990	St Albans	2003	St Albans		
		1991	Spotswood	2004	Spotswood		

### DIVISION ONE (Under 18)

1936	North Footscray	1965	Spotswood	1994	Hoppers Crossing
1937	North Footscray	1966	Spotswood	1995	Port Melbourne Colts
1938	West Footscray	1967	Spotswood	1996	Port Melbourne Colts
1939	North Footscray	1968	Seddon	1997	Werribee Juniors
1940	West Footscray	1969	Braybrook	1998	Werribee Juniors
1941	Spotswood	1970	Braybrook	1999	Werribee Juniors
1942	Braybrook	1971	Spotswood	2000	Werribee Juniors
1943	West Footscray	1972	Footscray 4th*	2001	Spotswood
1944	West Footscray	1973	West Footscray*	2002	Spotswood
1945	West Footscray	1974	Albion*	2003	Spotswood
1946	Spotswood	1975	Albion*	2004	Spotswood
1947	West Footscray	1976	Braybrook*	2005	Werribee Juniors
1948	Newport	1977	Braybrook*	2006	Williamstown Juniors
1949	Spotswood	1978	Deer Park*	2007	Altona
1950	Spotswood	1979	West Footscray*	2008	Werribee Juniors
1951	Spotswood	1980	Spotswood*	2009	Werribee Juniors
1952	Braybrook	1981	Spotswood*	2010	Hoppers Crossing
1953	West Footscray	1982	West Footscray*	2011	Hoppers Crossing
1954	West Footscray	1983	West Footscray*	2012	Hoppers Crossing
1955	West Footscray	1984	Deer Park*	2013	Hoppers Crossing
1956	West Footscray	1985	St Albans*	2014	Spotswood
1957	Sunshine	1986	St Albans*	<b>2015</b>	<b>Spotswood</b>
1958	Kingsville	1987	St Albans*		
1959	Braybrook	1988	St Albans*		
1960	Braybrook	1989	Hoppers Crossing*		
1961	Braybrook	1990	Hoppers Crossing*		
1962	F&Y Socials	1991	Spotswood		
1963	West Footscray		Hoppers Crossing**		
1964	Spotswood	1992	Albion		
		1993	Sunshine YCW		

\* 18A competition conducted as  
17A competition

\*\* Both 18A & 17A competition conducted

### COACH



**Troy Beamond**  
(Wyndhamvale)

### CAPTAIN



**Devan Ellis (C)**  
(Wyndhamvale)

### BACKS



**Tyler Tessari**  
(Wyndhamvale)



**Jac Manuell**  
(North Footscray)



**Daniel Bunworth**  
(Wyndhamvale)

### HALF BACKS



**Max Rampling**  
(North Footscray)



**Gareth Newton (VC)**  
(Yarraville Seddon)



**Cam Baker**  
(Manor Lakes)

### CENTRES



**Josh MacDonald**  
(Glen Orden)



**Devan Ellis (C)**  
(Wyndhamvale)



**Jadyn Trowsdale**  
(West Footscray)

### HALF FORWARDS



**Lucas Hall**  
(North Footscray)



**Paul O'Shea**  
(Wyndhamvale)



**Todd Lawrie**  
(Wyndhamvale)

### FORWARDS



**Steve McAnulty**  
(West Footscray)



**Munir El Houli**  
(West Footscray)



**Sam Boyce**  
(Yarraville Seddon)

### RUCKS



**Michael Kennedy**  
(West Footscray)



**Chris Graham**  
(Wyndhamvale)



**Jamie Zerafa**  
(West Footscray)

### INTERCHANGE



**Lewis Tudor**  
(Caroline Springs)



**Blake Pilkington**  
(North Footscray)



**Gordon Hillsdon**  
(Yarraville Seddon)



**Travis Anderson**  
(Yarraville Seddon)



### DIVISION TWO GRAND FINAL (SENIORS)

<b>Wyndhamvale</b>	<b>4.4-28</b>	<b>6.8-44</b>	<b>11.9-75</b>	<b>17.12-114</b>
West Footscray	2.0-12	4.1-25	10.2-62	10.5-65

#### WYNDHAMVALE

**Goal Kickers:** P. O'Shea 5, A. Molivas 2, T. Lawrie 2, T. Nyawela 2, N. Bisset 2, C. Benson, K. Morrison, D. Bunworth, N. Fonua

**Best Players:** T. Tessari, D. Ellis, J. Damjanovski, N. Bisset, L. Dennerley, P. O'Shea

#### WEST FOOTSCRAY

**Goal Kickers:** S. McNulty 2, D. Yze 2, A. Magnabosco 2, D. Bicer 2, M. Kennedy, T. Lyon

**Best Players:** S. Lobb, M. Kennedy, A. Kirk, N. Burmeister, Z. Kadour, T. Lyon

**2015 REX SWANN MEDALIST:** Noa Fonua (Wyndhamvale)

### DIVISION TWO GRAND FINAL (RESERVES)

<b>West Footscray</b>	<b>2.2-14</b>	<b>5.7-37</b>	<b>8.12-60</b>	<b>10.14-74</b>
Yarraville Seddon Eagles	0.1-1	0.6-6	1.8-14	4.8-32

#### WEST FOOTSCRAY

**Goal Kickers:** R. Kirk 4, K. Lewicki 3, C. Thomas 2, K. Liassis

**Best Players:** M. Noltan, M. Abdou, K. Liassis, R. Kirk, P. Trowsdale, L. Allen

#### YARRAVILLE SEDDON EAGLES

**Goal Kickers:** M. Volpi 3, A. Willis

**Best Players:** A. Willis, P. Azar, J. Connors, A. Disney, J. Camillo, D. McDonald

**BEST ON GROUND PLAYER:** Ben Douglas (West Footscray)

### DIVISION TWO GRAND FINAL (UNDER 18)

<b>Newport Power</b>	<b>3.5-23</b>	<b>3.7-25</b>	<b>6.13-49</b>	<b>9.13-67</b>
Werribee Districts	1.0-6	6.2-38	8.3-51	10.6-66

#### NEWPORT POWER

**Goal Kickers:** C. Sotiropoulos 4, M. Taleb 2, B. Zahraman, C. El-Dannani, A. Zahraman

**Best Players:** A. Zahraman, L. Carpio, M. Taleb, C. Sotiropoulos, C. El-Dannani, R. Dannaoui

#### WERRIBEE DISTRICTS

**Goal Kickers:** T. Mallia 5, B. Siwek 2, Y. Afif 2, M. Atem

**Best Players:** S. Woods, J. Snow, B. Siwek, T. Mallia, R. Larsen, M. Golowka

**BEST ON GROUND PLAYER:** Lachlan Carpio (Newport Power)

### DIVISION TWO (SENIORS)

TEAM	P	W	L	D	B	FF	F	A	%	PTS
Wyndhamvale	18	16	2	0	0	0	1736	866	200.46	64
West Footscray	18	15	3	0	0	0	2346	1192	196.81	60
North Footscray	18	11	7	0	0	0	1955	1377	141.98	44
Yarraville Seddon	18	10	8	0	0	0	1894	1326	142.84	40
Caroline Springs	18	9	9	0	0	0	1500	1454	103.16	36
Glenorden	18	6	12	0	0	0	1312	1804	72.73	24
Manor Lakes	18	5	13	0	0	0	1190	1836	64.81	20
Sunshine Heights	18	0	18	0	0	0	825	2903	28.42	0

### DIVISION TWO (RESERVES)

TEAM	P	W	L	D	B	FF	F	A	%	PTS
West Footscray	18	17	1	0	0	0	2051	602	340.7	68
Wyndhamvale	18	16	2	0	0	0	1694	479	353.65	64
Yarraville Seddon	18	13	5	0	0	0	1645	891	184.62	52
North Footscray	18	9	9	0	0	0	1592	966	164.8	36
Caroline Springs	18	9	9	0	0	0	1165	1047	111.27	36
Manor Lakes	18	4	14	0	0	0	747	1617	46.2	16
Glenorden	18	4	14	0	0	0	777	1843	42.16	16
Sunshine Heights	18	0	18	0	0	0	352	2578	13.65	0

### DIVISION TWO (UNDER 18)

TEAM	P	W	L	D	B	FF	F	A	%	PTS
Werribee Districts	16	15	1	0	2	0	1735	576	301.22	68
Newport Power	15	13	2	0	2	1	1248	647	192.89	64
Wyndhamvale	16	13	3	0	2	0	1522	727	209.35	60
Hoppers Crossing	16	8	8	0	2	0	1106	1083	102.12	40
Sanctuary Lakes	16	7	9	0	2	0	1095	866	126.44	36
Sunshine	16	6	10	0	2	0	1034	1100	94	32
Caroline Springs	16	6	10	0	2	0	854	1133	75.38	32
Glenorden	16	3	13	0	2	0	686	1669	41.1	20
Albanvale	15	0	15	0	2	0	365	1844	19.79	8



**Division Two (Seniors): WYNDHAMVALE**

*Captain: Christopher Graham*

*Coach: Troy Beamond*





### Division Two (Reserves): WEST FOOTSCRAY

*Captain: Roy Lever      Coach: Paul Bradley*

#### DIVISION TWO SENIORS

##### Semi Final Two:

Wyndhamvale 13.10.88 def West Footscray 3.8.26

##### Semi Final One:

North Footscray 13.15.93 def  
Yarraville Seddon Eagles 12.7.79

##### Preliminary Final:

West Footscray 12.17.89 def  
North Footscray 9.10.64

#### DIVISION TWO RESERVES

##### Semi Final Two:

West Footscray 10.9.69 def Wyndhamvale 5.10.40

##### Semi Final One:

Yarraville Seddon Eagles 10.15.75 def  
North Footscray 10.11.71

##### Preliminary Final:

Wyndhamvale 6.13.49 def by  
Yarraville Seddon Eagles 9.12.66

#### DIVISION TWO UNDER 18S

##### Semi Final Two:

Werribee Districts 8.9.57 def by  
Newport Power 13.10.88

##### Semi Final One:

Wyndhamvale 10.9.69 def  
Hoppers Crossing 10.12.72

##### Preliminary Final:

Werribee Districts 11.19.85 def  
Hoppers Crossing 4.7.31



### Division Two (Under 18): NEWPORT POWER

*Captains: Ali El Houli, Ahmed Zahraman      Coach: Sami El Hawli*





# PREMIERSHIP HISTORY

## Division Two

### DIVISION TWO (Seniors)

1934	Newells	1950	Maidstone	1982	Sunshine YCW	1999	Braybrook
1935	Baptists C of C	1951	Altona	1983	Deer Park	2000	Yarraville
1936	Braybrook	1952-1966 NO COMPETITION		1984	West Footscray	2001	Seddon/Yarraville
1937	South Footscray	1967	West Footscray	1985	West Footscray	2002	Kensington Hill
1938	North Footscray	1968	Albion	1986	North Sunshine		Hammerheads
1939	Victor Socials	1969	Spotswood	1987	E.H.S.E.S	2003	North Sunshine
1940	South Footscray	1970	Albion	1988	Coburg Districts	2004	Altona
1941	West Footscray	1971	Kingsville	1989	Ascot Vale	2005	Altona
1942	Kingsville	1972	Parkside	1990	Port Melbourne Colts	2006	Glenorden
1943	Newport CYMS	1973	Parkside	1991	Altona City	2007	West Footscray
1944	Spotswood	1974	Braybrook	1992	Hoppers Crossing	2008	Sunshine Heights
1945	Essendon Dist	1975	Albion	1993	Braybrook	2009	Deer Park
1946	Essendon Dist	1976	Albion	1994	Albion	2010	North Footscray
1947	Altona	1977	Kingsville	1995	West Newport	2011	Deer Park
1948	Spotswood	1978	Braybrook	1996	North Melbourne &	2012	Yarraville Seddon Eagles
1949	North Footscray	1979	Albion		Kensington	2013	Glen Orden
	6th Melb Scouts^^	1980	North Footscray	1997	St Albans	2014	Parkside
		1981	Sunshine YCW	1998	Seddon/Yarraville	<b>2015</b>	<b>Wyndhamvale</b>

### DIVISION TWO (Reserves)

1986	Seddon	1993	Central Altona	2000	North Sunshine	2008	North Footscray
1987	East Brunswick	1994	Sunshine YCW	2001	North Footscray	2009	Parkside
1988	Central Altona	1995	Sunshine YCW	2002	North Footscray	2010	Albanvale
1989	Ascot Vale	1996	North Melbourne &	2003	Glenorden	2011	Parkside
1990	North Sunshine		Kensington	2004	Glenorden	2012	Yarraville Seddon Eagles
1991	Sunshine Heights	1997	St Albans	2005	Altona	2013	Parkside
1992	Hoppers Crossing	1998	North Footscray	2006	Glenorden	2014	Wyndhamvale
		1999	North Footscray	2007	West Footscray	<b>2015</b>	<b>West Footscray</b>

### DIVISION TWO (Under 18)

1972	Braybrook+	1982	Sunshine YC+	1991-1992 NO COMPETITION		2010	St Albans
1973	NO COMPETITION	1983	Braybrook+	1993	Newport	2011	Point Cook
1974	KYMCA+	1984	St Bernards+	1994	Seddon	2012	Hoppers Crossing
1975	Parkside+	1985	A.N.B.Y+	1995	East Brunswick	2013	Glen Orden
1976	Yarraville Boys+	1986	Sunshine Heights+	1996-2004 NO COMPETITION		2014	Werribee Districts
1977	A.N.B.Y+	1987	Hoppers Crossing+	2005	North Footscray	<b>2015</b>	<b>Newport Power</b>
1978	KYMCA+	1988	Yarraville Boys++	2006	Albanvale		(+) 18B competition conducted as 17B competition
1979	Parkside+		St Bernards+	2007	Altona		(++) 17C competition conducted
1980	Sunshine YC+	1989	A.N.B.Y++	2008	Werribee Juniors		^^ Division Two (Section Two) competition conducted
1981	Wembley Park+	1990	North Sunshine+		Parkside++		
			Albion+	2009	Albion		

Wyndhamvale celebrate their 2015 Division Two Grand Final win against West Footscray.  
Picture: Darrell Jones





# TEAM OF THE YEAR

Division Three

## COACH



**John Thrush**  
(Albanvale)

## CAPTAIN



**Nathan Cuthbertson**  
(Albanvale)

## BACKS



**Jamie Brook**  
(Albanvale)



**Matthew Chen**  
(Parkside)



**Darren Borg**  
(Albanvale)

## HALF BACKS



**Joseph Jamieson**  
(Parkside)



**William Dinan**  
(Sanctuary Lakes)



**Nathan Cuthbertson (C)**  
(Albanvale)

## CENTRES



**Danny Hutcheson**  
(Sanctuary Lakes)



**Andrew Borg**  
(Wyndham Suns)



**Igor Bera (VC)**  
(Parkside)

## HALF FORWARDS



**Nathan Calleja**  
(Braybrook)



**Brent Kelly**  
(Parkside)



**Ryan Barnwell**  
(Sanctuary Lakes)

## FORWARDS



**Scott Bell**  
(Sanctuary Lakes)



**John Sirianni**  
(Albanvale)



**Ben Ashman**  
(Parkside)

## RUCKS



**Matthew Charenko**  
(Albanvale)



**Sean Blake**  
(Albanvale)



**Hayden Iannacone**  
(Wyndham Suns)

## INTERCHANGE



**Corey MacKey**  
(Tarneit)



**Drew Mitchell**  
(Laverton)



**Brenton Cooper**  
(North Sunshine)



**Aaron Borg**  
(Wyndham Suns)





# DIVISION THREE

## Grand Finals

### DIVISION THREE GRAND FINAL (SENIORS)

Parkside	1.0-6	5.4-34	7.6-48	7.7-49
<b>Albanvale</b>	<b>3.5-23</b>	<b>4.5-29</b>	<b>10.11-71</b>	<b>12.12-84</b>

#### PARKSIDE

**Goal Kickers:** B. Kelly 2, C. Hunter 2, A. Gauci, S. Campbell, B. Ashman  
**Best Players:** C. Hunter, M. Alderman, I. Bera, J. Eastoe, B. Kelly, D. Thomas

#### ALBANVALE

**Goal Kickers:** J. Sirianni 3, M. Harper 3, N. Cuthbertson 2, D. Redfern, J. Formosa, D. Azzopardi, J. Di Cicco

**Best Players:** N. Cuthbertson, J. Brook, D. Azzopardi, C. Lock, A. Brook, J. Sirianni

**2015 HENRY TURNER MEDAL:** Julian Storey (Albanvale)

### DIVISION THREE GRAND FINAL (RESERVES)

<b>Wyndham Suns</b>	<b>2.5-17</b>	<b>7.8-50</b>	<b>11.11-77</b>	<b>15.13-103</b>
Albanvale	1.0-6	3.0-18	6.2-38	7.3-45

#### WYNDHAM SUNS

**Goal Kickers:** L. Day 4, J. England 2, A. Nikolovski 2, C. Neville 2, D. Bean, J. Ryan, B. Cook, J. Cott, J. Cott

**Best Players:** C. Stephens, L. Day, D. Bean, P. Palimaka, C. Neville, A. Nikolovski

#### ALBANVALE

**Goal Kickers:** A. Messina 5, K. Truscott, C. Collins, J. Karim

**Best Players:** J. Allen, A. Graham, M. Truscott, A. Messina, J. Karim, J. Glenn

**BEST ON GROUND PLAYER:** Chris Stephens (Wyndham Suns)

### DIVISION THREE (SENIORS)

TEAM	P	W	L	D	B	FF	F	A	%	PTS
<b>Albanvale</b>	<b>18</b>	<b>15</b>	<b>2</b>	<b>1</b>	<b>0</b>	<b>0</b>	<b>1979</b>	<b>811</b>	<b>244.02</b>	<b>62</b>
<b>Parkside</b>	<b>18</b>	<b>12</b>	<b>5</b>	<b>0</b>	<b>0</b>	<b>0</b>	<b>1382</b>	<b>1074</b>	<b>128.68</b>	<b>48</b>
<b>Sanctuary Lakes</b>	<b>18</b>	<b>11</b>	<b>7</b>	<b>0</b>	<b>0</b>	<b>0</b>	<b>1575</b>	<b>1067</b>	<b>147.61</b>	<b>44</b>
<b>Wyndham Suns</b>	<b>18</b>	<b>10</b>	<b>7</b>	<b>1</b>	<b>0</b>	<b>0</b>	<b>1466</b>	<b>1198</b>	<b>122.37</b>	<b>42</b>
Laverton Magpies	18	6	11	1	0	0	1273	1659	76.73	26
North Sunshine	18	6	11	0	0	0	1235	1725	71.59	24
Tarneit	18	5	12	1	0	0	1031	1517	67.96	22
Braybrook	18	4	14	0	0	0	1265	2155	58.7	16

### DIVISION THREE (RESERVES)

TEAM	P	W	L	D	B	FF	F	A	%	PTS
<b>Albanvale</b>	<b>18</b>	<b>15</b>	<b>3</b>	<b>0</b>	<b>0</b>	<b>0</b>	<b>1501</b>	<b>838</b>	<b>179.12</b>	<b>60</b>
<b>Wyndham Suns</b>	<b>18</b>	<b>14</b>	<b>4</b>	<b>0</b>	<b>0</b>	<b>0</b>	<b>1776</b>	<b>644</b>	<b>275.78</b>	<b>56</b>
<b>Tarneit</b>	<b>18</b>	<b>13</b>	<b>5</b>	<b>0</b>	<b>0</b>	<b>0</b>	<b>1322</b>	<b>838</b>	<b>157.76</b>	<b>52</b>
<b>Laverton Magpies</b>	<b>18</b>	<b>10</b>	<b>7</b>	<b>1</b>	<b>0</b>	<b>0</b>	<b>1313</b>	<b>1177</b>	<b>111.55</b>	<b>42</b>
Parkside	18	8	10	0	0	0	1072	1101	97.37	32
Sanctuary Lakes	18	6	11	1	0	0	970	1202	80.7	26
North Sunshine	18	3	15	0	0	0	826	1833	45.06	12
Braybrook	18	2	16	0	0	0	725	1872	38.73	8



# PREMIERSHIP HISTORY

## Division Three

### DIVISION THREE (Seniors)

1988	Sunshine Heights
1989	Laverton
1990	Braybrook
1991	Wembley Park
1992	Glenorden
1993	North Melbourne & Kensington
1994	Flemington
1995	Newport
1996	West Newport
1997	Braybrook
1998	Sunshine Heights
1999-2013	NO COMPETITION
2014	Braybrook
<b>2015</b>	<b>Albanvale</b>

### DIVISION THREE RESERVES

1988	Sandridge
1989	RAAF Laverton
1990	A.N.B.Y
1991	Wyndhamvale
1992	Glenorden
1993	Newport
1994	Laverton
1995	Albanvale
1996	Werribee Amateurs
1997	Albanvale
1998	Flemington
1999-2013	NO COMPETITION
2014	Sanctuary Lakes
<b>2015</b>	<b>Wyndham Suns</b>

### A3 (OPEN AGE)

1978	KYMCA
1979	Kensington
1980	KYMCA
1981	Spotswood
1982	Sunshine YCW
1983	Old Essendon Grammar
1984	E.H.S.E.S
1985	Port Melbourne Colts
1986	NO COMPETITION
1987	Seddon
1988	St Albans
1989	St Albans
1990	St Albans
1991	St Albans
1992	St Albans

1993	St Albans
1994	Albion
1995	St Albans

### A4 (OPEN AGE)

1983	Braybrook
1984	Port Melbourne Colts
1985	Port Melbourne Colts

### A5 (OPEN AGE)

1985	Sunshine YCW
------	--------------



## DIVISION THREE

Final Series



### Division Three (Seniors): ALBANVALE

Captain: Nathan Cuthbertson    Coach: John Thrush

#### DIVISION THREE SENIORS

##### Semi Final Two:

Albanvale 6.8.44 def by Parkside 6.12.48

##### Semi Final One:

Sanctuary Lakes 8.16.64 def by Wyndham Suns 9.14.68

##### Preliminary Final:

Albanvale 16.18.114 def Wyndham Suns 5.12.42

#### DIVISION THREE RESERVES

##### Semi Final Two:

Albanvale 2.5.17 def by Wyndham Suns 13.15.93

##### Semi Final One:

Tarneit 11.10.76 def by Laverton 13.12.90

##### Preliminary Final:

Albanvale 12.5.77 def Laverton 11.5.71



### Division Three (Reserves): WYNDHAM SUNS

Captain: Jason Ryan    Coach: John Cott





# REPRESENTATIVE FOOTBALL

## 2015 Interleague Results

### 2015 AFL VICTORIA METRO CHAMPIONSHIPS

WRFL 8.6 (54) def. by **EFL 13.10 (88)**

**Goals:** Andrew Panayi 2, James Wong, Jayden Post, Jordan Robbins, Murray Boyd, Christian Elliott, Kwame McHarg

**Best players:** Matthew Ryan, Jack Purton-Smith, Wayde Skipper, Andrew Panayi, Brad Sutcliffe

### UNDER 13 A

7th June

WRFL 1.2 (8) def. by **EDFL 6.4 (40)**

**Goals:** Eddie Ford

**Best players:** Ryan Tormey, Harrison White, Will Bokma, Eddie Ford, Aiden Di Pretoro, Jackson Ryan

WRFL 9.10 (64) def. RDFL 1.4 (10)

**Goals:** Darcy Grieves 3, Jackson Ryan 3, Ryan Tormey, Aiden Di Pretoro

**Best players:** Harrison White, Ryan Tormey, Will Bokma, Eddie Ford, Jackson Ryan, Liam Resagati

17th June

WRFL 6.3 (39) def. by **EDFL 10.19 (79)**

**Goals:** Aiden Di Pretoro 2, Zen Christofi, Jai Haines, Zach Pritchard, Jackson Ryan

**Best players:** Max Rouvray, Ryan Tormey, Lachlan Grima, Gabriel Loukomitis, Zach Pritchard, Liam Resagati

### UNDER 13 B

7th June

WRFL 5.3 (33) def. by **EDFL 9.5 (59)**

**Goals:** Callum Buckingham 2, Kristian Adorno, Zakir Dine, Carlo Riccardi

**Best players:** Jordan Bailey, Jericho Dadis, Lucas Blackman, Marwan El-Houli, Lachlan Green, Christopher Tomazos

17th June

WRFL 9.5 (59) def. EDFL 5.5 (35)

**Goals:** Christopher Tomazos 2, Jordan Bailey, Lucas Blackman, Harley Blake, Marwan El-Houli, Riley Kennedy, Carlo Riccardi, Joshua Schneider

**Best players:** Jericho Dadis, Jordan Bailey, Lucas Blackman, Marwan El-Houli, Lachlan Green, Nash Reynolds

### UNDER 14 DIVISION 1

WRFL 9.7 (61) def. South East Juniors 4.2 (26)

**Goals:** Bilal Chehade 2, Emerson Jeka 2, Alexander Taylor 2, Jake Moretti, Dylan Blair, Michael Szulc

**Best players:** Ethan Bentley, Karan Bharathi, Lachlan Rzanovski, Mathiang Chak, Michael Szulc, Max Ryan

WRFL 17.7 (109) def. RDFL 5.3 (33)

**Goals:** Jake Moretti 4, Lucas Rocci 3, Dylan Blair 2, Michael Szulc 2, Max Ryan, Bilal Chehade, Luke Whatman, Jeremy O'Sullivan, Nathan Gaitanis, Alexander Taylor

**Best players:** Jeremy O'Sullivan, Jett Mathews, Josh Rando, Jake Moretti, Lucas Rocci, Michael Szulc

WRFL 7.12 (52) def. NFL 7.10 (50)

**Goals:** Josh Kellett 2, Alexander Taylor 2, Nathan Gaitanis, Jake Moretti, Zecheriah De Leon

**Best Players:** Karan Bharathi, Emerson Jeka, Jett Mathews, Jeremy O'Sullivan, Lachlan Rzanovski

### UNDER 14 DIVISION 2

WRFL 15.13 (103) def. South East Juniors 0.6 (6)

**Goals:** Zac Triplett 4, Dylan Ciappara 3, Lars Vidovic 2, Alberto Rappazzo 2, Mohammed El-Abdallah, Kevin Vo, Broden Collins, Marcus Height

**Best players:** Daniel Bolkas, Zac Triplett, Spencer Johnson, William Slight, Kevin Vo, Dylan Ciappara

WRFL 7.17 (59) def. RDFL 4.4 (28)

**Goals:** Zac Triplett 3, Keelan Crimmins, Broden Collins, Jackie Lieu, Oliver Liberatore

**Best players:** Spencer Johnson, Alberto Rappazzo, Keelan Crimmins, Zac Triplett, Will Slight, Christian Malvaso

WRFL 9.8 (62) def. NFL 6.9 (45)

**Goals:** Zac Triplett 2, Cassius White 2, Lachlan Jani, Alberto Rappazzo, Dylan Ciappara, Kevin Vo, Mohammed El-Abdallah

**Best players:** Keelan Crimmins, Alberto Rappazzo, Mason Bawden, Daniel Bolkas, Spencer Johnson

### UNDER 15 DIVISION 1

WRFL 11.10 (76) def. South East Juniors 8.3 (51)

**Goals:** Owen King 3, Buku Khamis 2, Jack Harrison, Joel Bettin, Jordan Conti, Connor Thar, Anthony Tiricola, Leo Harrison

**Best players:** Jaden Rice, Connor Thar, Buku Khamis, Jack Harrison, Owen King

WRFL 18.6 (114) def. RDFL 4.1 (25)

**Goals:** Owen King 8, Connor Thar 3, Luke Stefanile 2, Buku Khamis, Joel Bettin, Michael Rubino, Jordan Conti, Hamish Murphy

**Best Players:** Jack Harrison, Owen King, Leo Harrison, Connor Enever, Xavier O'Halloran, Buku Khamis

WRFL 10.10 (70) def. NFL 8.2 (50)

**Goals:** Owen King 5, Connor Thar 2, Michael Rubino, Zachary Santullo, Buku Khamis

**Best players:** Buku Khamis, Owen King, Max Lennard, Leo Harrison, Connor Thar, Jaden Rice

### UNDER 15 DIVISION 2

WRFL 5.4 (34) def. by **South East 10.8 (68)**

**Goals:** Connor Moir 2, Darcy Phillips 2, Daly Andrews

**Best players:** Connor Moir, Daly Andrews, William Smyth, James Krajina, Tom Warner

WRFL 9.12 (66) def. RDFL 3.5 (23)

**Goals:** Darcy Phillips 2, Lachlan Sholl, Stefan Costa, Liam Robinson, Isaac Osborne, Daly Andrews, Daniel Pantalleresco, Omar Alkantar

**Best players:** Daly Andrews, Lachlan Sholl, James Krajina, Zach Hannett, Will Smyth, Darcy Phillips

WRFL 7.8 (50) def. NFL 5.6 (36)

**Goals:** Lachlan Sholl 4, Connor Moir, Darcy Phillips, Zack Hannett

**Best players:** Lachlan Sholl, James Krajina, Mouhammed Chandab, Jawad Jawad, Daniel Pantalleresco

### UNDER 16

WRFL 7.11 (53) def. RDFL 4.7 (31)

**Goals:** Elliot Rosado 3, Jack Papachatzakis 2, Lucas Andrew, Jehad Haddara

**Best players:** Jack Papachatzakis, Joseph Tache, Bailey Johnson, Elliot Rosado, Jake Riccardi, Zak Busuttill

WRFL 6.3 (39) def. by **EDFL 12.11 (83)**

**Goals:** Bailey Johnson 2, Mitchell Burgess, Adam Kaddour, Jake Riccardi, Jayden Unwin

**Best players:** Jake Riccardi, Jacob Spinks, Amar El Nour, Zak Busuttill, Ky Reynolds, Lachlan Smart

### WESTERN YOUTH GIRLS

WRFL 5.7 (37) def. by **South East 9.11 (65)**

**Goals:** Georgia Sampson 3, Maddison Cooper, Emma Ludloff

**Best players:** Madison Lister, Stephanie Guastalegname, Isabella Negri, Stacey Williams, Phoebe Haig

WRFL 7.15 (57) def. YJFL (2) 1.9 (15)

**Goals:** Scarlett Saxon-Jones 3, Dianne Comport, Madison Lister, Kayla Koropecykj, Stephanie Guastalegname

**Best players:** Stacey Williams, Shenay Thomas, Madison Lister, Stephanie Guastalegname, Dianne Comport

WRFL 3.2 (20) def. by **YJFL (1) 8.12 (60)**

**Goals:** Madison Lister 2, Isabella Negri

**Best players:** Stephanie Guastalegname, Emma Ludloff, Madison Lister, Jessie Cameron, Stacey Williams, Isabella Negri



# REPRESENTATIVE FOOTBALL

2015 Interleague



WRFL team before their Metro Championships clash against the EFL.



Under-14 Division Two  
Footy against NFL.



A WRFL representative playing in the  
Vic Metro team in their match against  
AFL Queensland.



Under-14 Division One Footy  
against RDFL.



Wayde Skipper in the ruck in  
the WRFL's Inter-League clash  
against EFL at Princes Park.





# Western Region Football League



**WRFL OFFICE**  
Level 1 Whitten Oval,  
417 Barkly St  
FOOTSCRAY WEST



**ALBANVALE**  
Robert Bruce Reserve  
Gould Street  
DEER PARK



**ALBION**  
JR Parsons Reserve  
Cnr. Stanford & Wright Streets  
SUNSHINE



**ALTONA**  
Grant Reserve  
Sugar Gum Drive  
ALTONA



**ALTONA JUNIORS**  
Grant Reserve  
Sugar Gum Drive  
ALTONA



**BRAYBROOK**  
Pennell Reserve  
Cnr. Cramwell & Burke Streets  
BRAYBROOK



**CAROLINE SPRINGS**  
Town Centre Oval  
The Crossing  
CAROLINE SPRINGS



**DEER PARK**  
Deer Park Sports Oval  
Hume Street  
DEER PARK



**FLEMINGTON JUNIORS**  
JJ Holland Park  
Kensington Rd  
KENSINGTON



**GLEN ORDEN**  
Heathdale Oval  
Cnr. Nightingale & Kookaburra Ave  
WERRIBEE



**HOPPERS CROSSING**  
Hogans Road Reserve  
Hogans Road  
HOPPERS CROSSING



**LAVERTON MAGPIES**  
Laverton Park  
Cnr. Merton St & Hall Avenue  
ALTONA MEADOWS



**MANOR LAKES**  
Howqua Road Reserve  
Howqua Road  
MANOR LAKES



**NEWPORT POWER**  
Bryan Martyn Oval  
Market Street  
NEWPORT



**NORTH FOOTSCRAY**  
Hansen Reserve  
Roberts Street  
WEST FOOTSCRAY



**NORTH SUNSHINE**  
Dempster Park  
Phoenix Street  
NORTH SUNSHINE



**PARKSIDE**  
Merv Hughes Oval  
Farnsworth Avenue  
FOOTSCRAY



**P.E.G.S.**  
Penleigh & Essendon Grammer  
Wright Street  
KEILOR PARK



**POINT COOK**  
Saltwater Reserve  
Saltwater Promenade  
POINT COOK



**PORT MELBOURNE COLTS**  
JL Murphy Reserve  
Williamstown Road  
PORT MELBOURNE



**SANCTUARY LAKES**  
Featherbrook Reserve  
Windorah Drive  
POINT COOK



**SPOTSWOOD**  
McLean Reserve  
The Avenue  
SPOTSWOOD



**ST. ALBANS**  
Kings Park Reserve  
Gillespie Road  
ST ALBANS



**ST. BERNARDS**  
St Bernards College  
Beryl Street  
WEST ESSENDON



**SUNSHINE**  
Kinder Smith Reserve  
Lily Street  
BRAYBROOK



**SUNSHINE HEIGHTS**  
Ainsworth Reserve  
Cnr. Glengala Rd & Vernon Cres  
WEST SUNSHINE



**TARNEIT**  
Wootten Rd Reserve  
Wootten Road  
TARNEIT



**WERRIBEE CENTRALS**  
Galvin Park  
Shaws Road  
WERRIBEE



**WERRIBEE DISTRICTS**  
Soldiers Reserve  
Cnr. College & Duncans Rd  
WERRIBEE



**WEST FOOTSCRAY**  
Shorten Reserve  
Cnr. Market & Essex Streets  
WEST FOOTSCRAY



**WILLIAMSTOWN JUNIORS**  
Bayside College  
Bayview Street  
WILLIAMSTOWN



**WYNDHAM SONS**  
Goddard St Reserve,  
Cnr Penrose Prm. & Goddard St,  
TARNEIT



**WYNDHAMVALE**  
Wyndhamvale South Oval  
Black Forest Road  
WYNDHAMVALE



**YARRAVILLE SEDDON**  
Yarraville Football Ground  
Williamstown Road  
YARRAVILLE

MELTON

Rockbank

Eynesbury

Tarneit

Manor  
Lakes

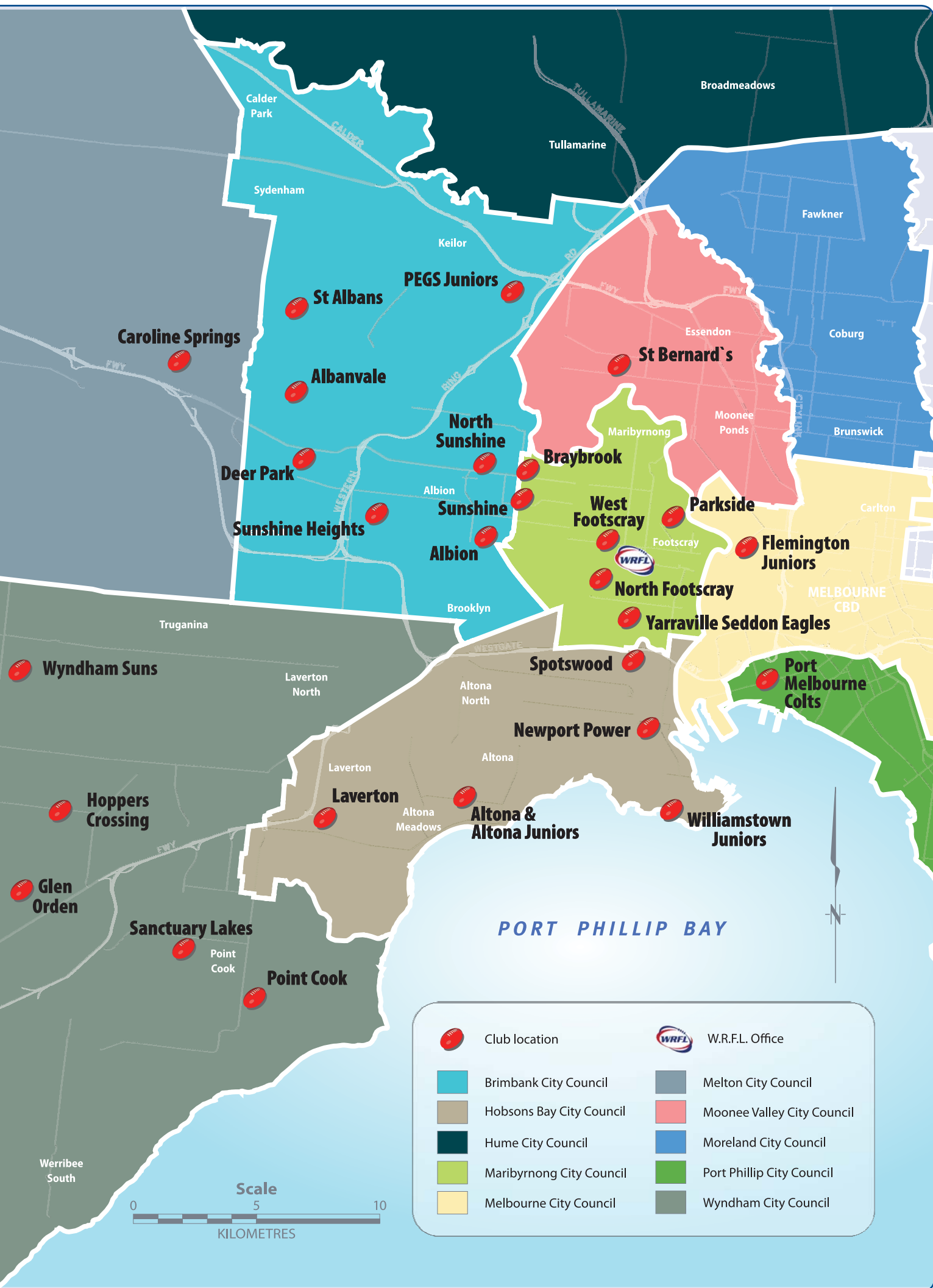
Werribee  
Centrals

WERRIBEE

Wyndhamvale

Werribee  
Districts

Little  
River







# GRAND FINAL RESULTS & LADDERS

## Juniors

### UNDER 16A GRAND FINAL

SPOTSWOOD	0	3.4-22	4.5-29	9.7-61
<b>ST BERNARD'S</b>	<b>2.9-21</b>	<b>5.9-39</b>	<b>9.15-69</b>	<b>10.20-80</b>

#### SPOTSWOOD

**Goal Kickers:** E. Rosado 2, J. Noonan 2, W. Geysing, L. Smart, T. Kopa, W. Markovski

**Best Players:** T. Kopa, W. Markovski, J. Noonan, J. Tarr, W. Geysing, Z. Busuttill

#### ST BERNARD'S

**Goal Kickers:** T. Sullivan 2, C. McGuire 2, M. Holland 2, B. Huggard, T. Rocke, L. Sholl, F. Considine

**Best Players:** T. Sullivan, C. McGuire, L. Sholl, M. Holland, B. Huggard, J. Collard

### UNDER 16B GRAND FINAL

ALTONA JUNIORS	0.2-2	4.4-28	6.4-40	8.6-54
<b>YARRAVILLE SEDDON EAGLES</b>	<b>2.4-16</b>	<b>6.5-41</b>	<b>7.9-51</b>	<b>7.13-55</b>

#### ALTONA JUNIORS

**Goal Kickers:** J. Papachatzakis 2, E. Elbob 2, T. Persall, B. Johnson, M. Rubino, K. Fisher

**Best Players:** B. Johnson, J. Papachatzakis, M. Rubino, E. Elbob, T. Langham, L. Goodland

#### YARRAVILLE SEDDON EAGLES

**Goal Kickers:** O. King 4, M. Tsaloukis, K. Arapidis, J. Callaway

**Best Players:** M. Tsaloukis, D. Bourtzis, O. King, L. Cave, M. Blake, K. Arapidis

### UNDER 16C GRAND FINAL

<b>SANCTUARY LAKES</b>	<b>4.4-28</b>	<b>8.4-52</b>	<b>11.10-76</b>	<b>15.14-104</b>
POINT COOK	5.4-34	10.6-66	14.9-93	15.11-101

#### SANCTUARY LAKES

**Goal Kickers:** Y. Getahun 3, K. Cameron 3, Z. Elbob 2, J. Neilsen 2, H. Sobing 2, J.

Jawad, L. Penny, J. Barlow

**Best Players:** L. Eliepa, J. Gatt, J. Neilsen, K. Cameron, J. Barlow, J. Meiers

#### POINT COOK

**Goal Kickers:** M. Harmer 8, N. Papakalodoukas 4, M. Burgess 2, J. Patterson

**Best Players:** P. Magnabosco, M. Burgess, D. O'Reilly-King, C. Vandermeer, M. Harmer, N. Papakalodoukas

### UNDER 16D GRAND FINAL

<b>ALBANVALE</b>	<b>4.8-32</b>	<b>6.10-46</b>	<b>10.15-75</b>	<b>10.16-76</b>
WYNDHAMVALE	1.1-7	5.1-31	5.4-34	9.5-59

#### ALBANVALE

**Goal Kickers:** J. Johns 4, M. Mayoum 2, K. Burns, Y. Deng, C. Davies, C. Guastalegname

**Best Players:** J. Johns, M. Kuany, D. Jar, C. Davies, J. Wilson, L. Thomaidis

#### WYNDHAMVALE

**Goal Kickers:** J. Taylor 3, J. Spry 2, L. Oden, L. Purcell, J. Elsley, M. Dillon

**Best Players:** D. Rigby-Wain, J. Taylor, J. Elsley, J. Spry, M. Heenan, S. Naaman

### UNDER 14A GRAND FINAL

<b>SANCTUARY LAKES</b>	<b>2.3-15</b>	<b>7.6-48</b>	<b>8.7-55</b>	<b>8.12-60</b>
ALTONA JUNIORS	1.1-7	1.1-7	3.6-24	4.7-31

#### SANCTUARY LAKES

**Goal Kickers:** M. Szulc 3, B. Chehade 2, D. Henderson, J. Mathews, J. Jewell

**Best Players:** C. White, C. Du Plessis, D. Henderson, K. Ryan, T. Amos, M. Szulc

#### ALTONA JUNIORS

**Goal Kickers:** N. Gaitanis 2, T. Miceli, E. Jeka

**Best Players:** T. Miceli, R. Grech, S. Johnson, K. Desira, P. Stewart, L. Whatman

### Under 16A

TEAM	P	W	L	D	B	FF	F	A	%	PTS
SPOTSWOOD	14	14	0	0	0	0	1525	429	355.48	56
ST BERNARD'S	14	10	4	0	0	0	1115	565	197.35	40
WERRIBEE DISTRICTS	14	9	5	0	0	0	1116	738	151.22	36
HOPPERS CROSSING	14	6	8	0	0	0	1023	823	124.30	24
WYNDHAM SUNS	14	2	12	0	0	0	439	1312	33.46	8
WILLIAMSTOWN JUNIORS	14	1	13	0	0	0	335	1686	19.87	4

### Under 16B

TEAM	P	W	L	D	B	FF	F	A	%	PTS
YARRAVILLE SEDDON EAGLES	14	14	0	0	0	0	1333	596	223.66	56
ALTONA JUNIORS	14	12	2	0	0	0	1408	304	463.16	48
WERRIBEE CENTRALS	14	8	6	0	0	0	978	774	126.36	32
ST BERNARD'S	14	7	7	0	0	0	875	845	103.55	28
ST ALBANS	14	7	7	0	0	0	951	928	102.48	28
WYNDHAMVALE	14	5	9	0	0	0	966	886	109.03	20
CAROLINE SPRINGS	14	3	11	0	0	0	424	1256	33.76	12
ALBION	14	0	14	0	0	0	512	1858	27.56	0

### Under 16C

TEAM	P	W	L	D	B	FF	F	A	%	PTS
SANCTUARY LAKES	14	13	1	0	0	0	2023	360	561.94	52
POINT COOK	14	13	1	0	0	0	1499	535	280.19	52
DEER PARK	14	11	3	0	0	0	1345	515	261.17	44
HOPPERS CROSSING	13	9	4	0	0	1	1083	820	132.07	40
SPOTSWOOD	13	8	5	0	0	1	1107	691	160.20	36
SUNSHINE	14	7	7	0	0	0	1023	949	107.80	28
WERRIBEE DISTRICTS	14	7	7	0	0	0	820	948	86.50	28
NEWPORT POWER	13	2	11	0	0	0	504	1255	40.16	8
WILLIAMSTOWN JUNIORS	13	1	12	0	0	0	394	1555	25.34	4
WYNDHAM SUNS	14	1	13	0	0	0	397	1597	24.86	4

### Under 16D

TEAM	P	W	L	D	B	FF	F	A	%	PTS
ALBANVALE	14	10	4	0	0	0	1534	680	225.59	40
POINT COOK	14	9	5	0	0	0	1093	644	169.72	36
WYNDHAMVALE	14	8	6	0	0	0	1076	807	133.33	32
ALTONA JUNIORS	14	7	7	0	0	0	851	1061	80.21	28
ST BERNARD'S	14	3	11	0	0	0	472	1370	34.45	12
WERRIBEE CENTRALS	14	1	13	0	0	0	404	1838	21.98	4

### Under 14A

TEAM	P	W	L	D	B	FF	F	A	%	PTS
SANCTUARY LAKES	11	10	1	0	3	0	1376	223	617.04	52
ALTONA JUNIORS	11	8	3	0	3	0	1119	366	305.74	44
WERRIBEE DISTRICTS	11	7	4	0	3	0	969	383	253.00	40
ST BERNARD'S	11	7	4	0	3	0	1143	476	240.13	40
HOPPERS CROSSING	11	3	8	0	3	0	399	1162	34.34	24
ST ALBANS	11	1	10	0	3	0	170	1678	10.13	16



# GRAND FINAL RESULTS & LADDERS

## Juniors

### UNDER 14B GRAND FINAL

YARRAVILLE SEDDON EAGLES	1.3-9	3.7-25	4.11-35	5.14-44
WERRIBEE CENTRALS	<b>2.3-15</b>	<b>3.4-22</b>	<b>5.6-36</b>	<b>9.9-63</b>

#### YARRAVILLE SEDDON EAGLES

**Goal Kickers:** F. Bjelosevic 2, D. Bolkas 2, K. Crimmins

**Best Players:** D. Bolkas, A. Cameron, D. Cullen, C. Williams, F. Bjelosevic, M. Ludbrook

#### WERRIBEE CENTRALS

**Goal Kickers:** C. Linehan-Cunningham 3, C. Midren Wright 2, L. Barton-Ancliffe 2, H. White, K. Cook

**Best Players:** H. White, C. Midren Wright, M. Free, H. Snow, N. Rae, J. Cornea

### UNDER 14C GRAND FINAL

WILLIAMSTOWN JUNIORS	<b>3.1-19</b>	<b>8.4-52</b>	<b>8.7-55</b>	<b>12.10-82</b>
POINT COOK	3.3-21	6.4-40	6.6-42	7.8-50

#### WILLIAMSTOWN JUNIORS

**Goal Kickers:** H. Sposato 3, M. Hatzoglou 3, F. Lysk 2, A. Kovach, C. Jackson, B. Johnson, R. Diwell

**Best Players:** R. Patterson, B. Johnson, H. Sposato, C. Peters, L. Wade, A. Kovach

#### POINT COOK

**Goal Kickers:** P. Farley 3, D. Harmer, M. Leeson, T. James-Millar, H. Zogheib

**Best Players:** B. Robinson, T. Stott, D. Harmer, P. Farley, K. Fox, K. Mills

### UNDER 13A GRAND FINAL

WILLIAMSTOWN JUNIORS	<b>1.3-9</b>	<b>2.9-21</b>	<b>9.11-65</b>	<b>11.14-80</b>
ST BERNARD'S	0.0	3.3-21	3.3-21	4.6-30

#### WILLIAMSTOWN JUNIORS

**Goal Kickers:** T. Roordink 3, L. Conway 2, E. Pyke 2, K. Dyson, E. Mantas, C. Roa-Egbujor, B. Sheedy

**Best Players:** E. Mantas, J. Roesler, L. Conway, W. Bokma, D. Cutajar, J. Ryan

#### ST BERNARD'S

**Goal Kickers:** G. Loukomitis 2, L. Heywood, H. Osumi

**Best Players:** R. Tormey, L. Heywood, B. Davies, A. Torcia, H. Osumi, G. Loukomitis

### UNDER 13B GRAND FINAL

POINT COOK	1.4-10	2.5-17	3.6-24	3.6-24
SUNSHINE HEIGHTS	<b>1.0-6</b>	<b>4.2-26</b>	<b>5.3-33</b>	<b>9.6-60</b>

#### POINT COOK

**Goal Kickers:** J. Thompson, B. Walker, B. French

**Best Players:** N. Zammit, E. Ford, M. Rouvray, C. Evans, B. French, M. Collins

#### SUNSHINE HEIGHTS

**Goal Kickers:** A. Lay 4, J. Olivieri 2, M. Morgan, K. Morgan, M. Camilleri

**Best Players:** B. Atem, H. Tanti, M. Fofana, A. Lay, M. Morgan, C. Tailey

### UNDER 13C GRAND FINAL

SUNSHINE	<b>2.6-18</b>	<b>6.13-49</b>	<b>8.14-62</b>	<b>15.14-104</b>
PEGS JUNIORS	1.2-8	1.3-9	4.10-34	7.14-56

#### SUNSHINE

**Goal Kickers:** A. Patrice 5, M. Curran 3, S. Rodda 2, J. Millar, C. Weston-Sirett, Y. Mand, Y. Kourouklis, D. Lane

**Best Players:** M. Curran, A. Patrice, J. Hocking, D. Lane, D. Foster, D. McCluskey

#### PEGS JUNIORS

**Goal Kickers:** M. Gurciullo 4, C. Callanan 2, X. Tigani

**Best Players:** X. Tigani, N. Baldock, M. Chiaramonte, D. Smith, M. Gurciullo, J. Chiaramonte

### Under 14B

TEAM	P	W	L	D	B	FF	F	A	%	PTS
YARRAVILLE SEDDON EAGLES	12	11	1	0	2	0	1208	433	278.98	52
WERRIBEE CENTRALS	12	10	2	0	2	0	970	384	252.60	48
FLEMINGTON JUNIORS	12	9	3	0	2	0	856	410	208.78	44
SPOTSWOOD	12	5	7	0	2	0	781	627	124.56	28
ALBION	12	4	8	0	2	0	553	859	64.38	24
WYNDHAMVALE	12	3	9	0	2	0	436	1039	41.96	20
ST BERNARD'S	12	0	12	0	2	0	216	1268	17.03	8

### Under 14C

TEAM	P	W	L	D	B	FF	FA	F	A	%	%WON
WILLIAMSTOWN JUNIORS	12	11	1	0	2	0	0	1328	408	325.49	91.67
POINT COOK	12	9	3	0	2	0	0	740	531	139.36	75.00
DEER PARK	12	7	5	0	2	0	0	763	449	169.93	58.33
SANCTUARY LAKES	12	7	5	0	2	0	0	595	713	83.45	58.33
NORTH FOOTSCRAY	13	7	6	0	1	0	0	746	687	108.59	53.85
NEWPORT POWER	12	2	10	0	2	0	0	551	1155	47.71	16.67
HOPPERS CROSSING	12	0	12	0	2	0	0	368	1068	34.46	0.00

### Under 13A

TEAM	P	W	L	D	B	FF	F	A	%	PTS
WILLIAMSTOWN JUNIORS	14	13	1	0	0	0	1037	410	252.93	52
YARRAVILLE SEDDON EAGLES	14	10	4	0	0	0	955	550	173.64	40
CAROLINE SPRINGS	14	9	5	0	0	0	888	643	138.10	36
ST BERNARD'S	14	7	7	0	0	0	782	903	86.60	28
WERRIBEE DISTRICTS	14	2	12	0	0	0	578	1071	53.97	8
ALTONA JUNIORS	14	1	13	0	0	0	478	1141	41.89	4

### Under 13B

TEAM	P	W	L	D	B	FF	F	A	%	PTS
SUNSHINE HEIGHTS	14	12	2	0	0	0	1268	369	343.63	48
POINT COOK	14	11	3	0	0	0	1203	595	202.18	44
WYNDHAMVALE	14	9	5	0	0	0	1138	505	225.35	36
SPOTSWOOD	14	5	9	0	0	0	814	606	134.32	20
WERRIBEE CENTRALS	14	5	9	0	0	0	752	860	87.44	20
ST BERNARD'S	14	0	14	0	0	0	77	2317	3.32	0

### Under 13C

TEAM	P	W	L	D	B	FF	F	A	%	PTS
SUNSHINE	14	11	3	0	0	0	1081	559	193.38	44
WILLIAMSTOWN JUNIORS	14	10	4	0	0	0	1116	557	200.36	40
PEGS JUNIORS	14	9	5	0	0	0	979	654	149.69	36
WERRIBEE DISTRICTS	14	9	5	0	0	0	886	612	144.77	36
CAROLINE SPRINGS	14	2	12	0	0	0	436	765	56.99	8
ALBANVALE	14	1	13	0	0	0	271	1622	16.71	4





# GRAND FINAL RESULTS & LADDERS

## Juniors

### UNDER 12A GRAND FINAL

<b>WILLIAMSTOWN JUNIORS</b>	<b>1.2</b>	<b>2.5</b>	<b>4.1</b>	<b>12.13-85</b>
CAROLINE SPRINGS	1.1	0.0	1.0	2.1-13

#### WILLIAMSTOWN JUNIORS

**Goal Kickers:** Z. Provost 9, C. Gibbon, C. Vicino, A. Williams

**Best Players:** Z. Provost, S. Galea, P. Bowles, K. Coghlan, C. Vicino, J. Fishley

#### CAROLINE SPRINGS

**Goal Kickers:** J. Cavanagh, T. Wood

**Best Players:** T. Wood, J. Cavanagh, N. Silva, T. Gysberts, C. Beasley, M. Hudson

### UNDER 12B GRAND FINAL

<b>YARRAVILLE SEDDON EAGLES</b>	<b>0.0</b>	<b>0.0</b>	<b>0.0</b>	<b>9.8-62</b>
ALTONA JUNIORS	0.0	0.0	0.0	3.7-25

#### YARRAVILLE SEDDON EAGLES

**Goal Kickers:** L. Blake 2, J. Johnson 2, J. Purches 2, F. McNiece, A. Palombi, L. Wardle

**Best Players:** J. Purches, S. Purdy, C. Granger, L. Berry, C. Hobson, F. Edwards

#### ALTONA JUNIORS

**Goal Kickers:** Z. Molnar 2, T. Dale

**Best Players:** B. Balfourt, B. Minett, C. Mallia, B. Hicks, J. McKay, Z. Molnar

### UNDER 12C GRAND FINAL

<b>WILLIAMSTOWN JUNIORS</b>	<b>2.1.13</b>	<b>3.1.19</b>	<b>5.2.32</b>	<b>5.4.34</b>
SPOTSWOOD	0.1.1	0.5.5	4.6.30	4.7.31

#### WILLIAMSTOWN JUNIORS

**Goal Kickers:** J. Wilson 2, C. Gibbon, N. Manning, A. Woolhouse

**Best Players:** K. Vassallo, J. Hunt-Stapleton, J. Wilson, C. Gibbon, L. Rayner, M. Walker

#### SPOTSWOOD

**Goal Kickers:** C. Schibeci 2, L. Morris, J. Attard

**Best Players:** W. Stafford, C. Schibeci, C. Wright, M. Taleb, N. Mitchell, L. Morris

### UNDER 11A GRAND FINAL

<b>WILLIAMSTOWN JUNIORS</b>	<b>1.1-7</b>	<b>1.1-7</b>	<b>1.2-8</b>	<b>2.2-14</b>
<b>ST BERNARD'S</b>	<b>0.0</b>	<b>2.2-14</b>	<b>5.4-34</b>	<b>8.5-53</b>

#### WILLIAMSTOWN JUNIORS

**Goal Kickers:** L. Castine, M. Payne

**Best Players:** L. Cossey, M. Payne, N. Higgins, C. Norris, L. Castine, N. Conway

#### ST BERNARD'S

**Goal Kickers:** C. Burquest 2, B. Mcwhinney 2, N. Mathewes, M. Pannunzio, J. Healey, L. Said

**Best Players:** C. Colson, K. Modica, K. Osumi, J. Healey, B. Mcwhinney, T. Lowrie

### UNDER 11B GRAND FINAL

<b>HOPPERS CROSSING</b>	<b>1.5-11</b>	<b>1.9-15</b>	<b>6.12-48</b>	<b>8.14-62</b>
WERRIBEE CENTRALS	1.0-6	3.0-18	3.0-18	3.0-18

#### HOPPERS CROSSING

**Goal Kickers:** L. Haddara 3, J. Jaimangal 2, B. Mejia, I. Cohen, B. Koropecykj

**Best Players:** I. Cohen, L. Boys, L. Haddara, B. Koropecykj, O. El-Abdallah, T. Brown

#### WERRIBEE CENTRALS

**Goal Kickers:** J. Knight 2, M. Atem

**Best Players:** J. Knight, J. Robinson, E. Healey, H. Egan, R. Young, D. Franklin

### UNDER 11C GRAND FINAL

<b>MANOR LAKES</b>	<b>0.1-1</b>	<b>0.1-1</b>	<b>3.3-21</b>	<b>4.5-29</b>
<b>SUNSHINE HEIGHTS</b>	<b>1.1-7</b>	<b>7.2-44</b>	<b>7.2-44</b>	<b>10.11-71</b>

#### MANOR LAKES

**Goal Kickers:** T. Black, M. Stephenson, Z. Thomas, K. Carr-Bannam

**Best Players:** M. Stephenson, K. Carr-Bannam, T. Black, D. Diesel, K. Ward, R. Gilbee

#### SUNSHINE HEIGHTS

**Goal Kickers:** Y. Kailie 3, C. Olivieri 2, I. Kailie 2, T. Cumbo, D. Evans, M. Atem

**Best Players:** Y. Kailie, J. Allen, T. Cumbo, B. Evans, M. Loapo, J. Elcheikh

### Under 12A

TEAM	P	W	L	D	B	FF	F	A	%	PTS
WILLIAMSTOWN JUNIORS	12	12	0	0	2	0	1258	167	753.29	56
POINT COOK	12	10	2	0	2	0	1023	283	361.48	48
WERRIBEE DISTRICTS	12	7	4	1	2	0	781	454	172.03	38
CAROLINE SPRINGS	12	6	5	1	2	0	790	412	191.75	34
FLEMINGTON JUNIORS	12	4	8	0	2	0	219	848	25.83	24
SANCTUARY LAKES	12	1	11	0	2	0	203	996	20.38	12
NORTH FOOTSCRAY	12	1	11	0	2	0	199	1313	15.16	12

### Under 12B

TEAM	P	W	L	D	B	FF	F	A	%	PTS
YARRAVILLE SEDDON EAGLES	14	14	0	0	0	0	1030	199	517.59	56
ALTONA JUNIORS	14	11	3	0	0	0	955	311	307.07	44
HOPPERS CROSSING	14	9	4	1	0	0	898	275	326.55	38
NEWPORT POWER	14	9	5	0	0	0	752	536	140.30	36
WYNDHAM SUNS	14	5	9	0	0	0	471	752	62.63	20
WERRIBEE CENTRALS	14	4	10	0	0	0	460	634	72.56	16
POINT COOK	14	3	10	1	0	0	376	725	51.86	14
DEER PARK	14	0	14	0	0	0	96	1606	5.98	0

### Under 12C

TEAM	P	W	L	D	B	FF	F	A	%	PTS
ST BERNARD'S	14	14	0	0	0	0	1086	211	514.69	56
WILLIAMSTOWN JUNIORS	14	10	4	0	0	0	1020	281	362.99	40
ALBION	14	9	4	1	0	0	799	320	249.69	38
SPOTSWOOD	14	9	5	0	0	0	908	407	223.10	36
CAROLINE SPRINGS	14	7	5	2	0	0	649	430	150.93	32
WEST FOOTSCRAY	14	7	6	1	0	0	555	582	95.36	30
WYNDHAMVALE	14	7	7	0	0	0	604	604	100.00	28
SUNSHINE	14	3	11	0	0	0	432	694	62.25	12
WERRIBEE DISTRICTS	14	2	12	0	0	0	247	1385	17.83	8
GLENORDEN	14	0	14	0	0	0	89	1475	6.03	0

### Under 11A

TEAM	P	W	L	D	B	FF	F	A	%	PTS
WILLIAMSTOWN JUNIORS	14	13	1	0	0	0	951	176	540.34	52
ST BERNARD'S	14	12	2	0	0	0	897	210	427.14	48
POINT COOK	14	11	3	0	0	0	809	386	209.59	44
CAROLINE SPRINGS	14	6	8	0	0	0	415	494	84.01	24
ALTONA JUNIORS	14	6	8	0	0	0	391	645	60.62	24
YARRAVILLE SEDDON	14	4	10	0	0	0	510	757	67.37	16
WERRIBEE DISTRICTS	14	3	11	0	0	0	213	824	25.85	12
SANCTUARY LAKES	14	1	13	0	0	0	157	851	18.45	4

### Under 11B

TEAM	P	W	L	D	B	FF	F	A	%	PTS
HOPPERS CROSSING	14	14	0	0	0	0	1259	248	507.66	56
WYNDHAMVALE	14	10	4	0	0	0	613	334	183.53	40
WERRIBEE CENTRALS	14	10	4	0	0	0	698	419	166.59	40
NEWPORT POWER	14	6	8	0	0	0	759	622	122.03	24
FLEMINGTON JUNIORS	14	4	10	0	0	0	416	693	60.03	16
WYNDHAM SUNS	14	2	12	0	0	0	363	781	46.48	8

### Under 11C

TEAM	P	W	L	D	B	FF	F	A	%	PTS
MANOR LAKES	14	14	0	0	0	0	921	184	500.54	56
WILLIAMSTOWN JUNIORS	14	12	2	0	0	0	984	254	387.40	48
SUNSHINE HEIGHTS	14	10	4	0	0	0	866	332	260.84	40
POINT COOK	14	9	5	0	0	0	617	429	143.82	36
ST BERNARD'S	14	7	7	0	0	0	499	435	114.71	28
YARRAVILLE SEDDON	14	4	10	0	0	0	501	855	58.60	16
SANCTUARY LAKES	14	4	10	0	0	0	423	964	43.88	16
TARNEIT	14	3	11	0	0	0	245	764	32.07	12
ST ALBANS	14	3	11	0	0	0	328	1074	30.54	12
CAROLINE SPRINGS	14	0	14	0	0	0	137	1241	11.04	0





# PREMIERS

Juniors



**Under 16A - ST BERNARD'S:** Captain: Tom Sullivan      Coach: Paul Roake



**Under 16B - YARRAVILLE SEDDON EAGLES:** Captain: Michael Tsaloukis      Coach: Paul Azar



**Under 16C - SANCTUARY LAKES:** Captains: Leo Eliepa, Jayden Barlow      Coach: Derek Gatt





**Under 16D - ALBANVALE:** Captain: Chris Guastalegname, Jakob Wilson      Coach: Daniel Bartolo



**Under 14A - SANCTUARY LAKES:** Captain: Jett Mathews      Coach: Billy Comben



**Under 14B - WERRIBEE CENTRALS:** Captain: Harrison White      Coach: Andrew Stephenson





**Under 14C - WILLIAMSTOWN JUNIORS:** Captain: Harry Sposato      Coach: Mark Frisby



**Under 13A - WILLIAMSTOWN JUNIORS:** Captains: Dylan Cutajar, Damian Furlong      Coach: Joe Conway



**Under 13B - SUNSHINE HEIGHTS:** Captains: Jacob Bartolo, Christian Grech-Sacco      Coach: Ren Olivieri





**Under 13C - SUNSHINE:** Captains: Kyle Wilson, Jackson Millar Coach: Alex Weston



**Under 12A - WILLIAMSTOWN JUNIORS:** Captains: Calvyn Vincino, Peter Bowles, Campbell Oldham Coaches: Ross Vincino & Matthew Oldham



**Under 12B - YARRAVILLE SEDDON EAGLES:** Captain: Leo Attersall Coach: Simon Kingswell





**Under 12C - WILLIAMSTOWN JUNIORS:** Captains: Lance Rayner, Thomas Smith & Nick Manning Coach: David Crawford



**Under 11A - ST BERNARD'S:** Captain: Luke Said Coach: Bryan Said



**Under 11B - HOPPERS CROSSING:** Captains: Cameron Kizan & Levi Boys Coach: Mick Koropecykj





# PREMIERS

## Juniors



**Under 11C - SUNSHINE HEIGHTS:** Captains: Blair Evans & Jerome Allen Coach: Ren Olivieri



# YOUTH GIRLS

## WESTERN YOUTH GIRLS GRAND FINAL

WYNDHAMVALE	2.0-12	2.2-14	2.4-16	3.7-25
MELBOURNE UNIVERSITY	1.1-7	5.3-33	8.4-52	8.6-54

### WYNDHAMVALE

**Goal Kickers:** S. Whiting 2, K. Koropecykj

**Best Players:** L. Bastro, B. Eley, N. Ferres, J. Taylor, S. Saxon-Jones, S. Nyawela

### MELBOURNE UNIVERSITY

**Goal Kickers:** T. Saunders 3, E. Vale 2, M. Muller-Togo, J. Smith, M. Conti

**Best Players:** M. Conti, P. Cordes, A. Lipski, E. Vale, I. Ellis, B. Brigham

## Western Youth Girls

TEAM	P	W	L	D	B	FF	F	A	%	PTS
Wyndhamvale	12	12	0	0	1	0	1377	122	1128.69	52
Melbourne University	12	11	1	0	1	0	781	230	339.57	48
Keilor	13	11	2	0	0	0	892	194	459.79	44
Deer Park Gold	13	9	4	0	0	0	878	270	325.19	36
Sunbury	12	8	4	0	1	0	788	382	206.28	36
Pascoe Vale	12	8	4	0	1	0	668	438	152.51	36
Craigieburn	12	5	7	0	1	0	402	878	45.79	24
Point Cook	11	4	7	0	1	0	435	422	103.08	20
St Albans	12	4	8	0	1	0	512	559	91.59	20
Roxburgh Park	12	3	9	0	1	0	278	863	32.21	16
Caroline Springs / Manor Lakes	12	3	9	0	0	0	244	873	27.95	12
Airport West	13	3	10	0	0	0	227	1195	19.00	12
Deer Park Blue	12	0	12	0	1	0	128	1184	10.81	4
Newport Power	4	0	4	0	0	0	0	0	0.00	0



Wyndhamvale Youth Girls team after their grand final loss to Melbourne Uni.  
Picture: Kirstie Fitzgerald



Caroline Springs' under-13 girls team listening to their coach.



# PREMIERSHIP HISTORY

## Juniors

### Under 16A

1954	West Footscray
1955	FFC 5th XVII
1956	FFC 5th XVII
1957	FFC 5th XVII
1958	FFC 5th XVII
1959	Spotswood
1960	Spotswood
1961	FFC 4ths
1962	Spotswood
1963	Spotswood
1964	Spotswood
1965	Seddon
1966	Seddon
1967	Spotswood
1968	Spotswood
1969	Spotswood
1970	Spotswood
1971	Altona NBY
1972 - 1989	NO COMPETITION
1990	St Bernards
1991	Werribee Juniors
1992	Werribee Juniors
1993	St Bernards
1994	St Bernards
1995	St Albans
1996	St Bernards
1997	Werribee Juniors
1998	Werribee Juniors
1999	St Bernards
2000	Spotswood
2001	St Bernards
2002	Spotswood
2003	Werribee Juniors
2004	Werribee Juniors
2005	Hoppers Crossing
2006	Altona Juniors
2007	Werribee Juniors
2008	St Bernards
2009	Williamstown Juniors
2010	Hoppers Crossing
2011	Altona Juniors
2012	Williamstown Juniors
2013	Altona Juniors
2014	Yarraville Seddon
2015	St Bernards

### Under 16B

1960	Seddon
1961	Sunshine YC
1962	F.T.C.O.D
1963	Braybrook
1964	North Footscray
1965	F&Y Socials
1966	ICI (Deer Park)
1967	Braybrook
1968	KYMCA
1969	Braybrook YCW
1970	KYMCA
1971	Parkside
1972-1990	NO COMPETITION
1991	Altona City Juniors
1992	Sunshine YC
1993	Albanvale

1994	Spotswood
1995	Williamstown Juniors
1996	Yarraville Juniors
1997	Werribee Juniors
1998	Sunshine Heights
1999	West Footscray
2000	Albanvale
2001	Deer Park
2002	Sunshine
2003	Wyndhamvale Juniors
2004	Hoppers Crossing
2005	Werribee Juniors
2006	Werribee Centrals
2007	St Albans
2008	Werribee Juniors
2009	Wyndhamvale Juniors
2010	Wyndhamvale Juniors
2011	Albion
2012	Yarraville Seddon
2013	Albion
2014	Werribee Centrals
2015	Yarraville Seddon

### Under 16C

1992	Spotswood
1993	Williamstown Juniors
1994	Yarraville Boys
1995	Seddon
1996	Rockbank
1997	North Melbourne & Kensington
1998	Werribee Juniors
1999	Werribee Juniors
2000	Werribee Juniors
2001	Hoppers Crossing
2002	Albion
2003	NO COMPETITION
2004	Western Magpies
2005	Parkside
2006	Deer Park
2007	Werribee Juniors
2008	Altona Juniors
2009	Glenorden
2010	Altona Juniors
2011	Glenorden
2012	North Footscray
2013	Newport Power
2014	Glen Orden
2015	Sanctuary Lakes

### Under 16D

1993	Werribee Juniors
1994	St Albans
1995	Hoppers Crossing
1996-2006	NO COMPETITION
2007	Williamstown Juniors
2008	Williamstown Juniors
2009	Williamstown Juniors

2010	Williamstown Juniors
2011-2014	NO COMPETITION

### 2015 Albanvale

### Under 15A

1972	St Pauls
1973	Spotswood
1974	Spotswood
1975	Braybrook
1976	West Footscray
1977	West Footscray
1978	Spotswood
1979	Spotswood
1980	Deer Park
1981	Spotswood
1982	Deer Park
1983	St Albans
1984	St Albans
1985	St Bernards
1986	Werribee Juniors
1987	St Bernards
1988	Werribee Juniors
1989	St Bernards
1990	Melton Juniors
1991	Werribee Juniors
1992	Hoppers Crossing
1993 - 2010	NO COMPETITION
2011	Hoppers Crossing
2012	Hoppers Crossing
2013	Werribee Districts

### Under 15B

1972	West Footscray
1973	Sunshine
1974	Yarraville Boys Club
1975	Parkside
1976	Crossroads
1977	Crossroads
1978	West Footscray
1979	Parkside
1980	Seddon
1981	Wembley Park
1982	Wembley Park
1983	Albion
1984	Hoppers Crossing
1985	West Footscray
1986	St Albans
1987	Deer Park
1988	North Sunshine
1989	West Footscray
1990	Seddon
1991-2012	NO COMPETITION
2013	Caroline Springs

### Under 15C

1984	West Footscray
1985	North Footscray
1986	Wembley Park
1987	North Melbourne & Kensington
1988	Braybrook
1989	Sunshine YCW

### Under 15D

1988	Altona City
------	-------------

### Under 14A

1966	Sunshine
1967	Spotswood
1968	Spotswood
1969	Brooklyn
1970	Spotswood
1971	Albion
1972-1988	NO COMPETITION

1989	Werribee Juniors
1990	Werribee Juniors
1991	Hoppers Crossing
1992	Albanvale
1993	St Albans
1994	St Bernards
1995	St Bernards
1996	St Bernards
1997	Werribee Juniors
1998	Altona Juniors
1999	St Bernards
2000	St Bernards
2001	Werribee Juniors
2002	Spotswood
2003	Werribee Juniors
2004	Altona Juniors
2005	Werribee Juniors
2006	St Bernards
2007	Spotswood
2008	Williamstown Juniors
2009	Altona Juniors
2010	Werribee Juniors
2011	Hoppers Crossing
2012	Yarraville Seddon
2013	Williamstown Juniors
2014	Werribee Districts
2015	Sanctuary Lakes

### Under 14B

1966	Spotswood
1967	West Footscray YCW
1968	Braybrook YCW
1969	Seddon
1970	St Albans
1971	Sunshine
1972-1990	NO COMPETITION
1991	Spotswood
1992	Altona City Juniors
1993	Glenorden
1994	Altona City Juniors
1995	St Albans
1996	Deer Park
1997	West Footscray
1998	Wyndhamvale Juniors
1999	North Sunshine
2000	Werribee Juniors
2001	Western Magpies
2002	Werribee Juniors
2003	Wyndhamvale Juniors
2004	Yarraville Juniors
2005	Flemington Juniors

2006	St Albans
2007	Flemington Juniors
2008	Caroline Springs
2009	Deer Park
2010	Caroline Springs
2011	Yarraville Seddon
2012	Deer Park
2013	Sanctuary Lakes
2014	Wyndham Suns
2015	Werribee Centrals

### Under 14C

1991	Flemington
1992	Newport
1993	North Sunshine
1994	West Footscray
1995	St Albans
1996	North Sunshine
1997	North Footscray
1998	North Footscray
1999	Flemington Juniors
2000	St Bernards
2001	NO COMPETITION
2002	Hoppers Crossing (White)
2003	Sunshine Heights
2004	Werribee Centrals
2005	Western Magpies
2006	Sunshine
2007	Glenorden
2008	North Sunshine
2009	Glenorden
2010	Werribee Juniors
2011	Williamstown Juniors
2012	Albion
2013	Newport Power
2014	Sunshine
2015	Williamstown Juniors

### Under 14D

1993	St Albans (1)
1994	Werribee Juniors
1995	Altona City Juniors
1996	Hoppers Crossing
1997-2002	NO COMPETITION
2003	Wyndhamvale Juniors (Gold)
2004	Altona Juniors
2005	Glenorden
2006	St Bernards
2007	St Bernards
2008	Point Cook
2009	St Bernards
2010	Spotswood

### Youth Girls

2012	St Albans
2013	Sunbury**
2014	Pascoe Vale**
2015	Melbourne University**





# PREMIERSHIP HISTORY

## Juniors

### Under 13A

1972	Braybrook
1973	Braybrook
1974	Braybrook
1975	Deer Park
1976	KYMCA
1977	Crossroads
1978	Spotswood
1979	Crossroads
1980	Spotswood
1981	A.N.B.Y
1982	Parkside
1983	St Bernards
1984	St Bernards
1985	St Bernards
1986	Werribee Juniors
1987	St Albans
1988	Werribee Juniors
1989	Werribee Juniors
1990	Hoppers Crossing
1991	St Albans
1992	Melton Juniors
1993-1998	NO COMPETITION
1999	Hoppers Crossing
2000	Werribee Juniors
	Black
2001	Williamstown Juniors
2002-2008	NO COMPETITION
2009	Williamstown Juniors Yellow
2010	Altona Juniors
2011	Yarraville Seddon
2012	Williamstown Juniors
2013	Williamstown Juniors
2014	Sanctuary Lakes
2015	<b>Williamstown Juniors</b>

### Under 13B

1972	Yarraville Boys Club
1973	NO COMPETITION
1974	Crossroads
1975	Kingsville YMCA
1976	Albion
1977	Sunshine YCW
1978	Kingsville
1979	West Footscray
1980	Seddon
1981	Seddon
1982	West Footscray
1983	St Albans
1984	Hoppers Crossing
1985	St Albans
1986	Parkside
1987	St Albans
1988	Albion
1989	Deer Park
1990	West Footscray
1991-2009	NO COMPETITION
2010	Williamstown Juniors Blue
2011	Point Cook
2012	Old Westbourne

2013	Werribee Districts
2014	St Albans
2015	<b>Sunshine Heights</b>

### Under 13C

1984	Williamstown Juniors
1985	Wembley Park
1986	Braybrook
1987	West Footscray
1988	Port Melbourne Colts
1989	West Newport Juniors
1990	North Melbourne & Kensington
1991-2012	NO COMPETITION
2013	Altona Juniors
2014	NO COMPETITION
2015	<b>Sunshine</b>

### Under 12A

1970	Spotswood
1971	Braybrook
1972-1987	NO COMPETITION
1988	Werribee Juniors
1989	Hoppers Crossing
1990	Hoppers Crossing
1991	Albanvale
1992	Hoppers Crossing
1993	Hoppers Crossing
1994	Werribee Juniors
1995	Werribee Juniors
1996	St Bernards
1997	St Bernards
1998	St Bernards
1999	Werribee Juniors
2000	Spotswood
2001	Werribee Juniors
2002	Altona Juniors
2003	Werribee Juniors
2004	St Bernards
2005	Williamstown Juniors

2006	Hoppers Crossing
2007	Altona Juniors
2008	Werribee Juniors
2009	St Bernards
2010	St Bernards
2011	Williamstown Juniors

2012	St Bernards
2013	Caroline Springs
2014	Yarraville Seddon

### 2015 Williamstown Juniors

### Under 12B

1991	Deer Park
1992	St Albans
1993	Flemington Juniors
1994	Spotswood
1995	Seddon
1996	Wyndhamvale Juniors
1997	Rockbank

1998	Hoppers Crossing
1999	Werribee Juniors
2000	Hoppers Crossing
2001	Western Magpies
2002	Albion
2003	Albion
2004	Albanvale
2005	Port Melbourne Colts
2006	Albanvale
2007	Albion
2008	Deer Park
2009	St Albans
2010	Flemington Juniors
2011	Altona Juniors
2012	Flemington Juniors
2013	Werribee Centrals
2014	Altona Juniors
2015	<b>Yarraville Seddon</b>

### Under 12C

1991	Altona City Juniors
1992	Flemington
1993	East Brunswick
1994	Seddon
1995	A.N.B.Y
1996	Sunshine Heights
1997	Kealba
1998	Wyndhamvale Juniors
1999	Yarraville Juniors
2000	Western Magpies
2001	Albion
2002	Parkside
2003	North Footscray
2004	St Bernards
2005	Deer Park
2006	Sunshine
2007	Altona Juniors
2008	North Footscray
2009	Caroline Springs
2010	Glenorden
2011	Williamstown Juniors
2012	North Footscray
2013	Hoppers Crossing
2014	Deer Park
2015	<b>Williamstown Juniors</b>

2015	<b>Williamstown Juniors</b>
------	-----------------------------

### Under 12D

2008	Williamstown Juniors
------	----------------------

### Under 11A

1972	KYMCA
1973	KYMCA
1974	Spotswood
1975	Crossroads
1976	West Footscray
1977	Albion
1978	Deer Park
1979	Albion
1980	Albion
1981	St Albans
1982	St Albans

1983	St Albans
1984	Melton Juniors
1985	St Albans
1986	St Albans
1987	Melton Juniors
1988	Hoppers Crossing
1989	Hoppers Crossing
1990	Albanvale
1991	Hoppers Crossing
1992	Hoppers Crossing
1993	Williamstown Juniors
1994	St Albans
1995	Altona City Juniors
1996	Werribee Juniors
1997	St Bernards
1998	Altona Juniors
1999	Williamstown Juniors
2000	Werribee Juniors Gold
2001	Werribee Juniors Gold
2002	Werribee Juniors Blue
2003	Williamstown Juniors
2004	Altona Juniors
2005	Williamstown Juniors
2006	Altona Juniors
2007	Williamstown Juniors
2008	Williamstown Juniors
2009	St Bernards
2010	Caroline Springs
2011	Williamstown Juniors
2012	Werribee Districts
2013	Williamstown Juniors
2014	Point Cook
2015	<b>St Bernards</b>

2015	<b>St Bernards</b>
------	--------------------

1972	St Pauls
1973	NO COMPETITION
1974	Crossroads
1975	St Albans
1976	Albion
1977	Yarraville Boys
1978	Kingsville
1979	St Albans
1980	Deer Park
1981	St Albans
1982	St Albans
1983	St Albans
1984	Werribee Juniors
1985	Port Melbourne Colts
1986	Albion
1987	Albanvale
1988	Albion
1989	Deer Park
1990	St Albans

1991	St Albans
1992-2003	NO COMPETITION
2004	Werribee Juniors
2005	Yarraville Juniors
2006	Old Westbourne
2007	Hoppers Crossing
2008	Werribee Juniors
2009	Yarraville Seddon Eagles
2010	Hoppers Crossing
2011	Old Westbourne
2012	Old Westbourne
2013	Hoppers Crossing
2014	Flemington Juniors
2015	<b>Hoppers Crossing</b>

### Under 11C

1984	Sunshine Heights
1985	Port Melbourne Colts
1986	St Brendans N.C
1987	West Newport
1988	Spotswood
1989	Wyndhamvale
1990	Spotswood
1991-2006	NO COMPETITION
2007	Altona Juniors
2008	NO COMPETITION
2009	Hoppers Crossing
2010-2012	NO COMPETITION
2013	Werribee Districts
2014	Point Cook
2015	<b>Sunshine Heights</b>

### Under 10

1978	A.N.B.Y
1979	Albion

### Under 9A

1980	Deer Oark
1981	St Albans
1982	St Albans
1983	St Albans

### Under 9B

1981	Kingsville
1982	Melton Bloods
1983	St Albans



# BEST AND FAIREST

Winners



DIVISION	NAME	CLUB	VOTES
Div 1 Seniors	Wayde Skipper	Hoppers Crossing	20
Div 1 Reserves	Brett Miller	Altona	22
Div 1 Under 18s	Nathan Williams	Hoppers Crossing	20
Div 2 Seniors	Devan Ellis	Wyndhamvale	17
Div 2 Reserves	Samuel Ingham*	Wyndhamvale	10
	Michael Saker*	Caroline Springs	10
Div 2 Under 18s	Liam Scarborough	Wyndhamvale	30
Division 3 Seniors	Benjamin Ashman	Parkside	19
Division 3 Reserves	Grant Jones	Wyndham Suns	21
Under 16A	Stephen Syme	Spotswood	15
Under 16B	Buku Khamis	St. Albans	26
Under 16C	Leo Eliepa	Sanctuary Lakes	31
Under 16D	Luke Timms	Wyndhamvale	23
Under 14A	Jett Mathews	Sanctuary Lakes	24
Under 14B	Harrison White	Werribee Centrals	22
Under 14C	Mutaz El Nour	Deer Park	22
Under 13A	Samuel Metcalfe	Yarraville Seddon	25
Under 13B	Jordan Bailey	Werribee Centrals	30
Under 13C	Atali Patrice	Sunshine	29
Under 12A	Massimo D'Ambrosio	Point Cook	17
Under 12B	Brodie Hicks	Altona Juniors	34
Under 12C	Lucas Edmonds	St Bernards	30
Under 11A	Matthew Payne	Williamstown Juniors	18
Under 11B	Oliver Correia	Wyndham Suns	26
Under 11C	Matthew Stephenson	Manor Lakes	39
Youth Girls	Naomi Ferres	Wyndhamvale	16

\*Denotes dual winners



## BEST & FAIREST WINNERS 2015



**Back Row L-R:** Devan Ellis (Division Two Seniors-Wyndhamvale), Michael Saker (Division Two Reserves- Caroline Springs), Samuel Ingham (Division Two Reserves- Wyndhamvale), Wayde Skipper (Division One Seniors-Hoppers Crossing), Buku Khamis (Under 16B- St Albans), Nathan Williams (Division One Under 18- Hoppers Crossing), Stephen Syme (Under 16A- Spotswood)

**Front Row L-R:** Lucas Edmonds (Under 12C- St Bernards), Brodie Hicks (Under 12B- Altona Juniors), Matthew Stephenson (Under 11C- Manor Lakes), Samuel Metcalfe (Under 13A- Yarraville Seddon), Jordan Bailey (Under 13B- Werribee Centrals), Harrison White (Under 14B- Werribee Centrals), Atali Patrice (Under 13C- Sunshine), Massimo D'Ambrosio (Under 12A- Point Cook), Oliver Correia (Under 11B- Wyndham Suns), Matthew Payne (Under 11A- Williamstown Juniors).

**Absent:** Brett Miller (Division One Reserves- Altona), Liam Scarborough (Division Two Under 18- Wyndhamvale), Benjamin Ashman (Division Three Seniors- Parkside), Grant Jones (Division Three Reserves- Wyndham Suns), Leo Eliepa (Under 16C- Sanctuary Lakes), Luke Timms (Under 16D- Wyndhamvale), Jett Mathews (Under 14A- Sanctuary Lakes), Mutaz El Nour (Under 14C- Deer Park)





# BEST & FAIREST

## History

### DIVISION ONE (Seniors)

1931	A.G Thomson	Footscray Scouts
1932	C. Mathieson	West Footscray
1933	J. Sainsbury	Parkside
1934	F. Barker	6th Melb Scouts
1935	J. Ryan	Seddon
1936	T. Laffan	Parkside
1937	N. Honey	ICI (Deer Park)
1938	J. Flint	West Footscray
1939	H. Dolphin	6th Melb Scouts
1940	K. McGrath	Seddon
1941	E.J. Wilkinson	Seddon
1942	G. McLaren	South Footscray
1943	D. Taylor	6th Melb Scouts
1944	S. Fox	Parkside
1945	R. Cooke	6th Melb Scouts
1946	A. Mathieson	Essendon Districts
1947	R. Jewell	Seddon
1948	H. Mason	Seddon
1949	B. Murray	Parkside*
	B. Brown	Spotswood*
1950	K. Cooke	West Footscray
1951	R. Smith	Seddon
1952	E. Spence	North Footscray
1953	R. Jewell	Seddon
1954	M. Beckett	F & Y Socials
1955	L. Charles	West Footscray
1956	H. Bolger	West Footscray
1957	M. Beckett	F & Y Socials
1958	L. Anderson	Kingsville
1959	L. Charles	West Newport
1960	A. Clough	Seddon
1961	R. Murray	North Footscray
1962	J. Gaylor	Albion
1963	J. Charles	North Footscray
1964	A. Bottomley	West Newport
1965	D. Prior	Albion
1966	G. Saunders	Braybrook
1967	A. McAssey	Spotswood
1968	R. Smithwick	North Footscray
1969	D. Knight	ICI (Deer Park)
1970	R. Beattie	Parkside
1971	T. Flint	North Footscray
1972	G. Gingell	Kingsville
1973	B. Priest	Braybrook
1974	B. Chamberlain	Seddon
1975	B. Priest	Braybrook
1976	D. Brown	Seddon
1977	J. Narres	Deer Park
1978	L. Hawkins	Braybrook
1979	A. Ebeyer	North Footscray
1980	M. Komp	Parkside
1981	J. Blyth	St Albans
1982	G. Hodges	Seddon
1983	R. Peterson	St Albans
1984	M. Hewat	Braybrook
1985	P. Mildenhall	Spotswood
1986	J. Theodoridis	Albion*
	B. Caulfield	Wembley Park*
1987	P. Eudey	Spotswood*
	M. Phelan	West Footscray*
1988	J. Taylor	Albion
1989	G. Brown	Spotswood
1990	S. Moss	Deer Park
1991	S. Moss	Deer Park
1992	D. Pevitt	Spotswood
1993	M. Kriehn	Spotswood
1994	C. McKellin	Deer Park
1995	F. Zoccali	Parkside
1996	M. Frost	Yarraville
1997	M. Frost	Yarraville
1998	A. Venner	Altona
1999	A. Venner	Altona*
	A. Thege	Spotswood*
2000	C. Barker	West Footscray*
	S. Sir	Parkside*
2001	J. Fitzpatrick	St Albans
2002	A. Ibrahim	St Albans
2003	G. McGaw	Hoppers Crossing
2004	D. Galea	Spotswood
2005	S. Arena	St Albans
2006	J. Clarke	Port Melbourne Colts
2007	R. Douglas	Sunshine
2008	B. Julier	Port Melbourne Colts
2009	D. Jacobs	Port Melbourne Colts
2010	T. Jenkins	St Albans
2011	T. Jenkins	St Albans
2012	C. O'Keefe	Spotswood

2013	C. O'Keefe	Spotswood*
	S. Broadbent	Deer Park*
2014	M. Dean	Werribee Districts
2015	<b>W. Skipper</b>	<b>Hoppers Crossing</b>

### DIVISION ONE (Reserves)

1967	C. Gibbons	Braybrook
1968	C. Gibbons	Braybrook
1969	R. Simmons	Braybrook
1970	G. Hollingworth	West Footscray
1971	A. (Wal) Saunders	Kingsville
1972	D. Tipping	Braybrook
1973	W. Trusler	Albion
1974	D. Thompson	Seddon
1975	J. Anderson	North Footscray
1976	R. Campbell	Seddon
1977	A. Hall	Albion
1978	J. Barker	Kingsville
1979	B. Hall	West Footscray
1980	P. Hockey	Sunshine YCW
1981	B. Bourke	West Footscray
1982	M. Igoo	Sunshine YCW
1983	D. Nelson	Deer Park
1984	L. Croft	Sunshine YCW
1985	B. Kenny	Kingsville
1986	G. Bate	Albion
1987	A. Hunt	Kingsville*
	Greg Spurling	North Footscray*
1988	G. Bate	Albion
1989	G. Langlands	Spotswood
1990	W. Dalton	Spotswood
1991	D. Scott	Spotswood
1992	L. D'Ambrosio	Seddon
1993	G. Sperling	Kingsville*
	L. D'Ambrosio	Seddon*
1994	P. Michetti	St Albans
1995	R. Patterson	St Albans
1996	G. Sperling	Yarraville
1997	D. Gill	Yarraville
1998	J. Ryan	Port Melbourne Colts
1999	G. Evans	Altona*
	B. McQuade	Port Melbourne Colts*
2000	S. Balshaw	Port Melbourne Colts
2001	G. Evans	Altona
2002	C. Clonan	Hoppers Crossing
2003	B. Fransen	Albion
2004	P. Eudey	Sunshine
2005	J. Scott	St Albans*
	M. Brasher	Albion*
2006	B. Tyquin	Hoppers Crossing
2007	D. Coleman	Spotswood
2008	A. Moore	Albion
2009	M. Burns	Port Melbourne Colts
2010	A. Hodgetts	Altona
2011	M. Ergunen	Spotswood*
	A. Williams	Hoppers Crossing*
2012	B. Miller	Altona
2013	B. Miller	Altona
2014	B. Miller	Altona
2015	<b>B. Miller</b>	<b>Altona</b>

### DIVISION TWO (Seniors)

1934	A. Self	Baptist
1935	B. Richards	Spotswood
1936	H. Hickey	South Footscray
1937	W. Warden	Kingsville
1938	H. Hickey	South Footscray
1939	G. Tribe	C.S.R
1940	A. King	St Andrews
1941	F. Kenny	Kingsville
1942	H. Hickey	South Footscray
1943	W. Sheehan	Newport CYMS
1944	S. Bell	Yarraville Boys
1945	K. Webb	Sunshine
1946	H. Self	Waratah
1947	S. Wallis	Waratah
1948	W. McKenzie	Vic Socials
1949	G. McCann	Williamstown Rovers*
	A. McVeith	6th Melb Scouts*
1950	K. Wood	Vic Socials
1951	K. Blacker	Williamstown Rovers
1952-1985		No Competition
1986	G. Kelly	Braybrook YCW
1987	G. Davis	A.N.B.Y
1988	R. Pereira	Ascot Vale*
	C. Ottenbach	Ascot Vale*
1989	P. Michetti	Sunshine Heights
1990	E. Muench	Port Melbourne Colts
1991	S. Rayment	North Essendon*
	B. Tuppen	West Newport*

\* Tied winner; ^ U17 Competition; # 17C Competition

1992	P. Quinn	Coburg Districts
1993	D. Page	Albion
1993	S. Rayment	North Essendon
1994	D. Page	Albion*
	M. Sammut	Ascot Vale*
1995	D. Gray	Sunshine YCW
1996	B. Cook	Glenorden
1997	J. Rankin	Coburg Districts
1998	L. D'Ambrosio	Seddon/Yarraville
1999	P. Maynard	North Sunshine*
	S. Carroll	North Sunshine*
2000	K. Robertson	Sunshine Heights
2001	B. Evans	Seddon/Yarraville Club
2002	J. McCallion	Kensington Hill
	Hammerheads	
2003	G. Frankel	Deer Park*
	D. Williams	North Footscray*
2004	D. Williams	North Footscray
2005	S. Lane	West Footscray*
	G. Frankel	Deer Park*
2006	R. Telfer	North Sunshine
2007	L. Braun	Braybrook
2008	M. Kennedy	Western Magpies
2009	N. Juegan	Parkside
2010	L. Summers	Deer Park
2011	R. Trajkovski	Deer Park
2012	R. Ford	Parkside
2013	Jessi Lampi	Sanctuary Lakes
2014	C. Muratore	Parkside
2015	<b>D. Ellis</b>	<b>Wyndhamvale</b>

### DIVISION TWO (Reserves)

1986	D. Prior	Deer Park
1987	K. Jackson	Sandridge
1988	M. Marmo	Central Altona
1989	J. Vellani	Ascot Vale*
	I. Montgomery	Hoppers Crossing*
	P. Robertson	North Sunshine*
1990	M. Flynn	Coburg Districts
1991	L. Bomford	North Essendon
1992	R. Kitchen	Hoppers Crossing
1993	T. Jedrojewski	East Brunswick
1994	S. Ivkovic	Albion
1995	M. Barrett	Fawkner Amateurs
1996	S. Butterworth	Fawkner Amateurs
1997	P. Sheldon	Coburg Districts
1998	P. Russell	Braybrook
1999	T. Danskin	Braybrook
2000	D. Murphy	Glenorden
2001	H. Phan	North Sunshine
2002	H. Phan	North Sunshine
2003	N. Pistikakis	Western Magpies
2004	T. Minutolo	Coburg Districts
2005	A. Hodgetts	Altona
2006	T. Minutolo	Coburg Districts
2007	M. Dolny	Albanvale
2008	M. Dolny	Albanvale
2009	C. Hough	Coburg Districts
2010	P. Growcott	Albanvale
2011	A. Haddara	Parkside*
	P. Growcott	Albanvale*
2012	P. May	Braybrook*
	M. Allouche	Yarraville Seddon Eagles*
2013	M. Raak	Caroline Springs
2014	B. Ashman	Parkside
2015	<b>S. Ingham</b>	<b>Wyndhamvale*</b>
	<b>M. Saker</b>	<b>Caroline Springs*</b>

### DIVISION THREE (Seniors)

1988	M. Williams	Braybrook YCW
1989	J. Crouch	Laverton
1990	A. White	Wyndhamvale
1991	A. White	Wyndhamvale
1992	T. Phillips	Flemington
1993	B. Regan	Wembley Park
1994	S. Zahra	Laverton
1995	P. Barlow	Wembley Park
1996	R. Moloney	West Newport
1997	T. Fulton	Brunswick Amateurs
1998	K. Robertson	Sunshine Heights
1999-2013		No Competition
2014	L. Wallace	Braybrook
2015	<b>B. Ashman</b>	<b>Parkside</b>

### DIVISION THREE (Reserves)

1988	K. Jackson	Sandridge
1989	E. De Francesco	Ascot Vale
1990	D. Gaul	A.N.B.Y
1991	D. Sheldrick	North Sunshine
1992	R. Brown	Newport*
	B. Evans	Newlands Coburg*

\* Tied winner; ^ U17 Competition; # 17C Competition

1993 M. Harris Wyndhamvale  
1994 G. Greaney North Essendon  
1995 M. Hartshorne Laverton  
1996 G. Grist Laverton\*  
J. Darcy Laverton\*  
1997 M. Foss Kealba  
1998 S. Dunn Brunswick Amateurs  
1999-2013 No Competition  
2014 G. Jones Sanctuary Lakes  
**2015 G. Jones Wyndham Suns**

### A3 Seniors (Open Age)

1978 G. Taylor KYMCA  
1979 C. Davis Kensington  
1980 G. Nuske Kingsville  
1981 T. Rajmager Albanvale  
1982 T. Rajmager Albanvale  
1983 A. Lutterschmidt Old Ess. Grammar  
1984 S. Canov Port Melbourne Colts  
1985 E. Muench Port Melbourne Colts  
1986 No Competition  
1987 C. Starr St Albans  
1988 M. Woods Albion  
1989 K. Jackson Sandridge  
1990 H. Peterson Sandridge\*  
T. Trimboli St Albans\*  
1991 D. Anderson Albion  
1992 G. Kilty Ascot Vale  
1993 J. Baars Albion  
1994 W. Kennedy St Albans\*  
A. Bradley RAAF Melbourne\*  
M. Walker RAAF Melbourne\*  
1995 C. Green Sunshine YCW

### A4 Seniors (Open Age)

1983 B. French EHSES  
1984 D. Barker Kingsville  
1985 F. Cavarella Nth Dists

### A5 Seniors (Open Age)

1985 J. Dearaugo Albion

### DIVISION ONE (U18)

1936 J. Miller North Footscray  
1937 J. Flint West Footscray  
1938 M. McDonnell West Footscray  
1939 C. McClelland West Footscray  
1940 R. Cooke North Melb  
1941 J. Watters North Footscray  
1942 M. Laffey West Footscray  
1943 A. Mathieson Combine  
1944 L. Reid Spotswood  
1945 M. McPherson West Footscray  
1946 A. Greelish Spotswood  
1947 J.J. Storey West Footscray  
1948 J. Jackson Sunshine  
1949 C. Poole Newport  
1950 E. Whitten Braybrook  
1951 W. Hughes Spotswood  
1952 B. Stockman West Footscray  
1953 F. Soraghan West Footscray  
1954 R. Hempel Kingsville  
1955 D. McLean F & Y Socials  
1956 J. Cairns Spotswood  
1957 A. Saunders Seddon  
1958 F. Ambrosy WCYMS\*  
K. Beamish North Footscray\*  
1959 R. Walker Braybrook  
1960 F. Battestella F & Y Socials  
1961 T. Parton F & Y Socials  
1962 D. Doll F & Y Socials  
1963 K. Jackman West Footscray  
1964 H. McCauliffe Spotswood  
1966 N. Ickeringill Parkside  
1967 I. Grossman North Footscray  
1968 R. Cole F & Y Socials  
1969 M. Pokrovsky St Albans  
1970 C. Kinniburgh West Footscray  
1971 W. Bates Footscray  
1972 G. Hester Spotswood^  
1973 J. Ebeyer North Footscray^  
1974 S. Maiola Albion^  
1975 G. Langlands Spotswood^  
1976 L. Girardi St Albans^  
1977 S. Philpott West Footscray^  
1978 G. Considine Parkside ^  
1979 R. Aquilina Deer Park^  
1980 T. Lockwood Parkside^  
1981 B. Tuppen Yarraville Boys^  
1982 S. Ktenidis Parkside^  
1983 A. Torcello Albion^

1984 A. Williams Deer Park^  
1985 S. Dalli St Albans^  
1986 M. Smyth Deer Park^  
1987 S. Johansen West Footscray^  
1988 J. Bruzzaniti Spotswood^  
1989 A. Walsh St Albans^  
1990 P. Ballan Werribee Juniors^  
1991 R. Musarra Hoppers Crossing^\*  
S. Millo St Albans^\*  
1991 D. Crea North Footscray  
1992 J. Perrone Spotswood  
1993 S. Carroll Sunshine YCW  
1994 S. Cobovic Port Melbourne Colts  
1995 J. Orsini St Albans  
1996 P. Battaglia Hoppers Crossing  
1997 C. Simpkin Sunshine YCW  
1998 J. McCabe Sunshine YCW  
1999 R. Cassidy Altona  
2000 M. Caruana Sunshine Heights  
2001 L. Dennerley Wyndhamvale Juniors  
2002 J. Charter Albanvale  
2003 S. Pace Altona Juniors  
2004 M. Cravino Wyndhamvale Juniors  
2005 M. Nicolaides Albion/Heights  
2006 R. Noye Spotswood  
2007 M. Hardiman Altona  
2008 C. Lawson Altona  
2009 A. Vivoda Altona  
2010 J. McPherson Albion  
2011 M. Poland Hoppers Crossing  
2012 Jessi Lampi Point Cook  
2013 B. Kuypers St Albans  
2014 S. Ismail Deer Park  
**2015 N. Williams Hoppers Crossing**

### DIVISION TWO (U18)

1972 G. Western Braybrook^  
1973 No Competition  
1974 R. Robinson Kingsville^  
1975 T. Fox Altona North^  
1976 G. Murray Yarraville Boys^  
1977 B. Hitch Sunshine YC^  
1978 P. Argus Sunshine YCW^  
1979 M. Croft Braybrook^  
1980 G. Gay Sunshine Juniors^  
1981 J. Mallia Braybrook^  
1982 J. Mallia Braybrook^  
1983 J. Soldatis Seddon^  
1984 P. Hamilton St Bernards^  
1985 D. Deagan St Brendans^  
1986 J. Hobbs Sunshine Heights^\*  
G. Lababidi Sunshine Heights^\*  
1987 M. Makhoul East Brunswick^  
1988 S. Bryan Williamstown United^  
R. Jimeno Albanvale^#  
1989 J. Bouchard Sunshine YCW^#  
S. Thompson North Sunshine^  
1990 M. Grima Parkside  
1991-1992 No Competition  
1993 A. Saliba Albion  
1994 D. Phelps Spotswood  
1995 S. Maher Flemington Juniors  
1996-2004 No Competition  
2005 M. Ellis West Footscray/Sunshine  
2006 D. Mitchell Western Magpies\*  
A. Maki Werribee Juniors\*  
2007 M. Dorricott Hoppers Crossing  
2008 B. Lucas North Footscray  
2009 S. Hudson Werribee Juniors  
2010 J. Cameron North Sunshine  
2011 Jordan Lampi Point Cook  
2012 J. Caterino Albanvale  
2013 N. Johnson Glen Orden  
2014 L. Scarborough Wyndhamvale  
**2015 L. Scarborough Wyndhamvale**

### UNDER 16A

1954 H. Munro Sunshine  
1955 R. Mills Sunshine  
1956 C. Cruickshank F & Y Socials  
1957 M. Cursins Kingsville  
1958 R. Walker Braybrook  
1959 T. Roach Sunshine  
1960 G. Chalmers Spotswood  
1961 H. Steigler Sunshine  
1962 H. Steigler Sunshine  
1963 R. Spargo FFC 4th  
1964 R. Williams Spotswood  
1965 C. Briscoe Spotswood  
1966 R. Cole F & Y Socials

1967 P. Welsh F & Y Socials  
1968 D. West West Footscray  
1969 G. Delaland Sunshine  
1970 T. Hudson Braybrook  
1971 F. Mitchell A.N.B.Y  
1972-1989 No Competition  
1990 C. McMahon East Brunswick  
1991 M. Hovey Werribee Juniors  
1992 B. Baarini Altona City Juniors  
1993 L. Saliba Albion  
1994 D. Blake Werribee Juniors  
1995 S. Blake Werribee Juniors  
1996 K. McLeish Spotswood  
1997 W. Foley Werribee Juniors  
1998 J. Krainski North Sunshine  
1999 B. Twomey Port Melbourne Colts\*  
D. Bonnici St Bernards\*  
2000 F. Mastropasqua St Bernards  
2001 S. Pace Altona  
2002 C. Koutzamanis Hoppers Crossing  
2003 D. Sablich Williamstown Juniors\*  
M. Wright Western Magpies\*  
2004 J. Mather Werribee Juniors  
2005 D. Pace Altona Juniors  
2006 D. Pace Altona Juniors  
2007 J. Fitzpatrick Wyndhamvale Juniors \*  
J. Bailey Buckler Werribee Juniors\*  
2008 T. Dean Werribee Juniors\*  
L. Fairley Williamstown Juniors\*  
N. Russell Williamstown Juniors  
2009 M. Zahraman Spotswood  
2010 P. Manivong Altona Juniors  
2011 H. Bray Hoppers Crossing  
2012 B. Houlihan Altona Juniors  
2013 B. Wagland Yarraville Seddon  
**2015 S. Syme Spotswood**

### UNDER 16B

1960 R. Wrobowleski St Albans  
1961 M. Mumford North Footscray  
1962 K. Menzies Footscray Tech  
1963 K. Pecrotti West Newport  
1964 R. Farrelly West Newport  
1965 J. Lang St Albans  
1966 J. Lang St Albans  
1967 M. Polrovski St Albans  
1968 M. Polrovski St Albans  
1969 D. Brown Seddon  
1970 R. Ramon F.T.C.O.B  
1971 J. Hassett St Pauls  
1972-1990 No Competition  
1991 C. Liddle North Melbourne &  
Kensington  
1992 D. McFerran St Albans  
1993 J. McCutcheon Altona City Juniors  
1994 P. Battaglia Hoppers Crossing\*  
S. Tobin Spotswood\*  
1995 K. Roach Albion  
1996 C. Cusati West Footscray  
1997 P. Carson Werribee Juniors\*  
D. Fitzpatrick St Albans\*  
1998 J. Cook Albanvale  
1999 J. Krainski North Sunshine  
2000 D. Tragjasi North Sunshine  
2001 T. Bonnett Port Melbourne Colts  
2002 J. Linton Sunshine  
2003 M. Cravino Wyndhamvale Juniors  
2004 N. Richardson North Footscray  
2005 P. Savage Albion  
2006 S. Thurston West Footscray  
2007 J. Ollis Yarraville Seddon  
2008 W. Hosking-Elliott North Sunshine  
2009 K. Klux North Footscray  
2010 C. Craig Flemington Juniors  
2011 L. Knight Yarraville Seddon\*  
E. Yondemli St Albans\*  
2012 L. Knight Yarraville Seddon  
2013 C. McPherson Albion  
2014 M. Galea Deer Park  
**2015 B. Khamis St Albans**

### UNDER 16C

1992 P. Vincent Williamstown Juniors  
1993 S. Maher Flemington Juniors  
1994 V. Taulufo A.N.B.Y  
1995 N. Hill Flemington Juniors  
1996 A. Davis Rockbank  
1997 J. Lockton North Melb & Kens  
1998 S. Garcia Laverton  
1999 J. Antonello Werribee Juniors





# BEST & FAIREST

## History

\* Tied winner; ^ U17 Competition; # 17C Competition

2000	D. Do	Deer Park
2001	N. Renaut	Werribee Juniors
2002	J. Litchfield	Albion
2003	No Competition	
2004	C. Revell	Yarraville Juniors
2005	B. Cooper	St. Bernards
2006	A. Afewerk	Sunshine*
	A. Gheorgiu	Sunshine*
2007	A. Gilmore	Point Cook
2008	H. Andrew	Sunshine
2009	J. Vella	Sunshine Heights
2010	T. Madden	St Bernard's
2011	J. MacDonald	Glen Orden
2012	M. Howe	Old Westbourne
2013	M. Taleb	Newport Power*
	L. Scarborough	Wyndhamvale*
2014	S. Bonnici	Albanvale
2015	<b>L. Eliepa</b>	<b>Sanctuary Lakes</b>

### UNDER 16D

1993	G. Richardson	Seddon
1994	M. Chansawat	Flemington Juniors
1995	A. Kitchen	Hoppers Crossing
1996-2006		No Competition
2007	D. Krywyn	Wyndhamvale Juniors
2008	L. Larsen	St Bernards
2009	J. Davies	Wyndhamvale Juniors
2010	H. Barnett	Williamstown Juniors
2011-2014		No Competition
2015	<b>L. Timms</b>	<b>Wyndhamvale</b>

### UNDER 15A

1972	M. Ryan	Seddon
1973	J. Dinatale	Spotswood
1974	T. Crawford	F & Y Socials
1975	D. Hawkins	Braybrook
1976	B. Wilson	Braybrook
1977	M. Croft	Braybrook
1978	R. Brennan	St Albans
1979	V. Dicocco	Spotswood
1980	A. Taylor	Albion
1981	A. Pastore	Spotswood
1982	M. Taylor	Albion
1983	D. Madigan	Deer Park
1984	A. Johnson	St Bernards
1985	S. Kolyniuk	St Albans
1986	F. Tripodo	St Bernards*
	D. Enever	Hoppers Crossing*
1987	A. Robertson	West Footscray
1988	D. Galakos	Melton Juniors
1989	L. Vasallo	St Bernards
1990	P. Sullivan	Hoppers Crossing
1991	C. Karakiozakis	West Newport Juniors
1992	S. Alabacos	Werribee Juniors
1993-2010		No Competition
2011	T. Padgett	Altona Juniors
2012	N. Williams	Hoppers Crossing*
	D. Sulejmani-Blackwell	Williamstown Juniors*
2013	N. Buykx	Point Cook
2014-2015		No Competition

### UNDER 15B

1972	M. Barker	Parkside
1973	T. Ebeyer	North Footscray
1974	A. Pulcini	North Altona
1975	M. Molony	Kingsville
1976	A. Richards	Yarraville Boys
1977	P. Argus	Sunshine YCW
1978	A. Paschalikis	West Footscray
1979	A. Slattery	Parkside
1980	D. Saunders	Seddon
1981	P. Clarke	Parkside
1982	P. Philpot	West Footscray
1983	J. Aziz	Albion
1984	D. Findlay	Hoppers Crossing
1985	D. Jones	West Footscray
1986	D. Maddern	Albion
1987	P. Mills	St Albans
1988	J. Karagiannis	Albanvale
1989	A. Mills	Yarraville Boys
1990	D. Derich	Altona City Juniors
1991-2012		No Competition
2013	B. Taylor	Werribee Centrals
2014-2015		No Competition

### UNDER 15C

1984	R. Jovanovski	Seddon
1985	J. Haberman	Port Melbourne Colts
1986	G. Manson	Port Melbourne Colts
1987	A. Kukuljan	North Melb

1988	J. Cuzzupe	Braybrook
1989	R. Scardamaglia	Sunshine YCW
	<b>UNDER 15D</b>	
1988	C. Salisbury	Altona City
	<b>UNDER 14A</b>	
1966	G. Simmons	Sunshine
1967	D. Brown	Seddon
1968	T. Sgroi	Braybrook
1969	S. Mandics	St Pauls
1970	R. Davidson	West Footscray
1971	B. Burnett	St Pauls
1972-1988		No Competition
1989	D. Carrington	Hoppers Crossing
1990	L. Boehme	West Newport Juniors
1991	L. Saliba	Albion
1992	C. Davis	St Bernards
1993	M. Micallef	Albanvale
1994	M. O'Toole	Albion*
	A. Kitchen	Hoppers Crossing*
1995	M. Rhodes	Albion
1996	M. Asik	Port Melbourne Colts
1997	J. Krainski	North Sunshine
1998	A. Chiu	Altona Juniors
1999	M. Coles	North Footscray
2000	L. Demetriou	Albanvale
2001	J. Spinella	St Bernards
2002	B. Houli	Spotswood
2002	A. Peters	Yarraville Juniors
2003	B. Bonnacci	St Albans
2004	S. Sherlock	Werribee Juniors
2005	J. Carr	Williamstown Juniors
2006	J. Charleston	Spotswood
2007	J. Charleston	Spotswood
2008	C. Matheson	Williamstown Juniors
2009	P. Lenagh	Williamstown Juniors*
	B. Jago	Werribee Juniors*
2010	P. Manivong	Altona Juniors
2011	R. Keegan	Hoppers Crossing
2012	M. Knezevic	Werribee Districts
2013	J. Gilmore	Old Westbourne
2014	C. Thar	Werribee Districts
2015	<b>J. Mathews</b>	<b>Sanctuary Lakes</b>

### UNDER 14B

1966	J. Craig	Spotswood
1967	V. Mesiti	West Footscray
1968	T. Hudson	Braybrook YCW
1969	G. Rowe	Seddon
1970	J. Ebeyer	North Footscray
1971	L. Wright	Sunshine
1972-1990		No Competition
1991	H. Theodorou	Spotswood
1992	G. Lis	Deer Park
1993	C. Beazley	Altona City Juniors
1994	M. Dean	Yarraville Boys
1995	M. Khoder	East Brunswick
1996	R. Martin	Albion
1997	A. Lika	West Footscray
1998	C. Gouillet	St Bernards
1999	M. Formosa	Kealba
2000	E. Sani	Flemington Juniors
2001	D. Ibister	West Footscray
2002	A. Abdo	Albanvale
2003	J. Fortunato	Albanvale*
	S. Sherlock	Werribee Juniors*
2004	J. Attard	Albanvale
2005	C. Moore	Flemington Juniors
2006	I. Muhtarov	St Albans
2007	W. Leveni	Port Melbourne Colts
2008	J. Humphreys	Glen Orden
2009	D. Sloman	Albion
2010	W. Donaldson	Glen Orden
2011	J. Romeo	St Albans
2012	H. Rocke	Flemington Juniors
2013	J. Mould	Wyndhamvale
	S. Syme	Albion
2014	B. Khamis	St. Albans
2015	<b>H. White</b>	<b>Werribee Centrals</b>

### UNDER 14C

1991	S. Grant	Flemington
1992	S. McGoldrick	Yarraville Boys
1993	S. Haw	North Sunshine
1994	C. Casati	West Footscray
1995	B. Hatty	West Footscray
1996	J. Kranski	North Sunshine
1997	D. DaSilva	North Footscray
1998	D. Ellis	North Footscray
1998	A. Morrow	Werribee Juniors

1999	M. Sani	Flemington Juniors
2000	S. Tucker	Western Magpies
2002	R. Roach	Sunshine Heights
2001	No Competition	
2003	D. Jensen	Sunshine Heights
2004	T. Luong	Braybrook
2005	S. Reilly	Sunshine
2006	M. Eason-Jones	North Footscray
2007	J. Humphreys	Glen Orden
2008	C. Utri	St Bernards
2009	G. Trotman	Sunshine
2010	J. Blake	Sunshine
2011	B. Hodge	Williamstown Juniors
2012	B. Kendall-Coyle	Sunshine
2013	J. Nguyen	Sunshine
2014	M. El Nour	Deer Park
2015	<b>M. El Nour</b>	<b>Deer Park</b>

### UNDER 14D

1993	S. Attard	St Albans (1)
1994	N. Mallia	Sunshine Heights
1995	R. Jensen	Altona City Juniors
1995	R. Preusker	Kealba Green Gully
1996	A. Shepherd	Hoppers Crossing
1997-2002		No Competition
2003	M. De Luca	Wyndhamvale Juniors
2004	J. Grima	Sunshine
2005	E. Phasey	Point Cook
2006	P. Purukamu	Parkside*
	S. Parker	Flemington Juniors*
2007	S. Georgievski	Point Cook*
	M. Paoli	St Bernards*
2008	J. Doyle	Flemington Juniors
2009	B. Dimattina	Flemington Juniors
2010	A. Esposito	Werribee Juniors

### YOUTH GIRLS

2012	S. Murphy-Bourke	Altona Juniors
2013	B. Bonnici	St Albans
2014	B. Eley	Wyndhamvale
2015	<b>N. Ferres</b>	<b>Wyndhamvale</b>

### UNDER 13A

1972	M. Lynch	Spotswood
1973	L. Girardi	St Albans
1974	B. Wilson	Braybrook
1975	S. Drysdale	Deer Park
1976	A. Yankos	KYMCA
1977	F. Lownden	KYMCA
1978	R. Dimartino	Spotswood
1979	A. Metha	St Albans
1980	G. Mortignago	Kingsville
1981	C. Beck	Deer Park
1982	S. Delli	St Albans
1983	A. Johnston	St Bernards
1984	A. Hailes	Melton Juniors
1985	A. Kukuljan	St Brendans
1986	T. Giarrizzo	Sunshine YCW
1987	W. Smith	Werribee Juniors
1988	R. May	A.N.B.Y
1989	T. Tran	Albanvale
1990	M. Bettin	Albion
1991	D. McLean	West Footscray
1992	K. Haslinger	Glenorden
1993-1998		No Competition
1999	D. Thomas	Hoppers Crossing Blue
1999	J. Barling	Williamstown Juniors
1999	B. Prisma	Werribee Juniors Gold
2000	K. Williams	Hoppers Crossing Blue
2001	B. Houli	Spotswood
2002-2008		No Competition
2009	K. Adams	Yarraville Seddon Eagles
2010	B. Davies	St Bernard's
2011	B. Razlog	Hoppers Crossing
2012	B. Siwek	Werribee Districts
2013	D. Andrews	Werribee Centrals
2014	K. Bharathi	Altona Juniors
2015	<b>S. Metcalfe</b>	<b>Yarraville Seddon Eagles</b>

### UNDER 13B

1972	T. Crawford	F & Y Socials
1973	No Competition	
1974	C. Knox	Parkside
1975	J. Beasley	Kingsville
1976	C. Pegano	North Footscray
1977	G. Bezzina	St Albans
1978	M. Monty	St Albans



# BEST & FAIREST

## History

\* Tied winner; ^ U17 Competition; # 17C Competition

1979	I. Newman	Sunshine YCW
1980	A. Abdulovski	Seddon
1981	D. Madigan	Deer Park
1982	R. Chugg	Kensington
1983	D. Jones	West Footscray
1984	G. Manson	Port Melbourne Colts
1985	P. Mills	St Albans
1986	K. Chu	North Sunshine
1987	T. Tran	St Albans
1988	T. Tran	Albanvale
1989	R. Evans	Melton Juniors
1990	S. Zavalas	West Footscray*
	N. Hill	Deer Park*
1991-2009		No Competition
2011	C. Bond	Caroline Springs
2012	B. Cox	Wyndhamvale*
	J. Lambley	Werribee Centrals*
2013	C. Thar	Werribee Districts
2014	D. Ciappara	St Albans
2015	J. Bailey	Werribee Centrals

### UNDER 13C

1984	J. Kavanagh	Braybrook
1984	S. Blomeley	North Footscray
1985	S. Brooks	Wembley Park
1986	B. Haviet	Seddon
1987	R. Bromeley	North Footscray
1988	D. Weston	Flemington
1989	L. Boehme	West Newport Juniors
1990	P. Guida	Parkside
1991-2012		No Competition
2013	M. Rubino	Altona Juniors
2014		No Competition
2015	A. Patrice	Sunshine

### UNDER 12A

1970	R. Peterson	St Albans
1971	T. Forbes	Kingsville YCW
1972-1987		No Competition
1988	A. Brown	Deer Park
1989	L. McDonald	Deer Park
1990	S. McGoldrick	Yarraville Boys
1991	B. Power	St Albans
1992	S. Blake	Werribee Juniors
1993	R. O'Keefe	Hoppers Crossing
1994	D. Bonnici	St Bernards
1995	D. Bonnici	St Bernards
1996	K. McKenzie	Altona City Juniors
1997	J. Bingham	Hoppers Crossing
1998	T. Langlands	Spotswood
1999	B. Sutcliffe	Port Melbourne Colts
2000	B. Houli	Spotswood
2001	B. Bonacci	St Albans
2002	C. Ward	Spotswood
2003	J. Carr	Williamstown Juniors
2004	L. Mitchell	St Bernards
2005	J. Charleston	Spotswood
2006	L. Hunter	Williamstown Juniors*
	A. Weaven-Cahill	Williamstown Juniors*
2007	T. Madden	St Bernards*
	O. Abou-Zeid	Spotswood*
2008	P. Manivong	Altona Juniors
2009	C. Daley	Spotswood*
	D. Sulejmani-Blackwell	Williamstown Juniors*
	T. Crennan	Werribee Centrals*
2010	M. Knezevic	Werribee Juniors*
	B. Kitchen	Hoppers Crossing*
2011	L. Fogarty	Spotswood
2012	B. Valastro	Hoppers Crossing
2013	J. Moretti	Caroline Springs
2014	K. Hynes	Hoppers Crossing
2015	M. D' Ambrosio	Point Cook

### UNDER 12B

1991	S. Murdoch	Yarraville Boys
1992	S. Attard	St Albans
1993	R. Beazley	Altona City Juniors*
	A. Flavel	Flemington Juniors*
1994	S. Aquilina	Port Melbourne Colts
1995	J. Krainski	North Sunshine
1996	L. Raso	North Sunshine
1997	M. Agius	Rockbank
1998	S. Sayers	Hoppers Crossing
1999	M. Nicolaidis	Sunshine Heights
2000	W. Phillips	Yarraville Juniors
2001	J. Gattellaro	Deer Park
2002	M. De Luca	Wyndhamvale Juniors
2003	T. Finco	Albion*

2004	C. Robson	St Albans*
	S. Moyle	Albion*
	C. Dalton	Albanvale*
2005	W. Leveni	Port Melbourne Colts
2006	L. Maschewski	Albanvale
2007	M. Huckstepp	Caroline Springs
2008	S. Cehic	Caroline Springs
2009	Z. Curmi	Albanvale*
	J. Romeo	St Albans*
2010	M. Galea	Deer Park*
	W. Parker	Newport Power*
2011	L. Andrew	Old Westbourne
2012	R. Vesty	Old Westbourne
2013	C. Perkins	Spotswood
2014	B. Ismail	Newport Power
2015	B. Hicks	Altona Juniors

### UNDER 12C

1991	S. Derich	A.N.B.Y
1992	R. Houcher	East Brunswick
1993	R. Houcher	East Brunswick
1994	A. Fonua	Seddon*
	T. Peake	West Footscray*
1995	J. Hughes	A.N.B.Y
1996	S. McKenzie-Eyers	East Brunswick
1997	M. Sani	North Melbourne & Kensington
1998	B. Crossthwaith	Glenorden
1999	S. Tucker	Laverton
2000	A. Proud	Braybrook
2001	J. Tresopolos	Albion
2002	D. Redfern	Braybrook*
	S. Smith	North Footscray*
2003	D. Sawad	North Footscray
2004	B. Miles	Western Magpies
2005	W. Hoskin-Elliott	North Sunshine
2006	R. Turner	Sunshine Heights
2007	B. Dimattina	Flemington Juniors
2008	J. Bennett	North Footscray
2009	E. Kline-Marantelli	St Bernards
2010	X. Cassar	Hoppers Crossing
2011	L. Bentley	Spotswood
2012	K. Bharathi	North Footscray
2013	A. Wharemate-Waite	Manor Lakes
2014	J. Dadis	Deer Park
2015	L. Edmonds	St Bernards

### UNDER 12D

2008	J. Shell	Werribee Juniors
------	----------	------------------

### UNDER 11A

1972	G. Jenwick	Parkside
1973	D. Nelson	Deer Park
1974	A. Yankos	KYMCA*
	A. Newman	Port Melbourne Colts*
1975	S. Moss	Crossroads
1976	G. Lawrence	West Footscray
1977	A. Metha	St Albans
1978	C. Haber	Crossroads
1979	J. Aziz	Albion
1980	M. Jones	Sunshine Juniors
1981	T. Ewer	Deer Park
1982	S. Bishop	St Albans
1983	J. Bouchard	Sunshine YCW
1984	R. Smith	Kingsville
1985	S. Gannon	St Brendans
1986	S. Morgan	Werribee Juniors
1987	M. Christo	Werribee Juniors
1988	L. McDonald	Deer Park
1989	M. Bettin	Albion
1990	N. Hill	Deer Park
1991	R. Houcher	East Brunswick
1992	P. O'Keefe	Hoppers Crossing
1993	P. Carson	Werribee Juniors
1994	C. Foreman	St Albans
1995	T. Monteburano	Hoppers Crossing
1996	S. Meehan	Hoppers Crossing
1997	B. Monteburano	Hoppers Crossing
1998	D. Sablich	Williamstown Juniors
1999	L. Hadjigeorgiou	Williamstown Juniors
2000	R. Prisma	Werribee Juniors
2001	J. Green	Albion
2002	J. Fitzpatrick	Wyndhamvale Juniors
2003	D. Schibeci	Wyndhamvale Juniors
2004	J. Charleston	Spotswood
2005	J. McKenzie	Altona Juniors
2006	M. Boag	St Bernards
2007	P. Manivong	Altona Juniors

2008	J. Menadue	Altona Juniors
2009	A. Bouris	Spotswood
2010	B. Siwek	Werribee Juniors
2011	D. Andrews	Werribee Centrals
2012	J. Kellett	Werribee Districts
2013	M. D'Ambrosio	Point Cook
2014	M. D'Ambrosio	Point Cook
2015	M. Payne	Williamstown Juniors

### UNDER 11B

1972	P. Johns	St Pauls
1973	No Competition	
1974	C. Pagano	North Footscray
1975	J. Noye	Kingsville
1976	D. Moloney	Sunshine YCW
1977	A. O'Hehir	Yarraville Boys
1978	D. Hoy	Parkside
1979	W. Roach	St Albans
1980	C. Bissett	St Albans
1981	M. Mirikillis	Braybrook*
	H. Mirikillis	Braybrook*
1982	M. George	Kingsville
1983	A. Robertson	West Footscray
1984	D. Micallef	St Albans
1985	C. Bubeck	St Albans
1986	P. Guida	Parkside
1987	T.M. Tran	Albanvale
1988	M. Bettin	Albion
1989	S. McGoldrick	Yarraville Boys
1990	D. O'Brien	Sunshine YCW
1991	B. Dallimore	West Footscray
1992-2003		No Competition
2004	A. Anderson	Hoppers Crossing
2005	M. McLaughlin	Caroline Springs
2006	W. Krithararis	Yarraville Juniors
2007	L. Phillips	Yarraville Seddon
2008	L. Scarborough	Wyndhamvale Juniors
2009	H. Locke	Flemington Juniors
2010	J. Gilmore	Wyndhamvale Juniors
2011	S. Kyriazis	Caroline Springs
2012	A. Karauria-Lunt	Newport Power
2013	K. Hynes	Hoppers Crossing
2014	M. Jackman	Flemington Juniors
2015	O. Correia	Wyndham Suns

### UNDER 11C

1984	J. Zukanovic	Braybrook
1985	R. Blomeley	North Footscray
1986	D. Weston	St Brendans
1987	D. Marnell	Yarraville Boys
1988	H. Theodorou	Spotswood
1989	A. Newman	Port Melbourne Colts
1990	J. Carroll	Spotswood
1991-2006		No Competition
2007	B. Redfern	Braybrook
2008	No Competition	
2009	B. Lester	North Footscray
2010-2012		No Competition
2013	M. Fletcher	PEGS Juniors*
	B. Greenhalgh	Caroline Springs*
2014	J. Kuppen	Point Cook
2015	M. Stephenson	Manor Lakes

### UNDER 10

1978	M. Shepperbottom	Kensington
1979	C. Regan	Albanvale

### UNDER 9A

1980	A. Markovic	Spotswood
1981	J. Bouchard	Sunshine YCW
1982	M. Fitzpatrick	A.N.B.Y*
	R. Smith	Kingsville*
1983	J. Thompson	Kingsville
1984	P. Guida	Parkside
1985	P. Bessell	Parkside
1986	S. Murphy	St Albans

### UNDER 9B

1981	A. Cilmi	Albanvale
1982	B. Johnson	Albanvale*
	J. McCallam	Melton Terriers*
1983	C. Bubeck	St Albans
1984	A. Mahon	Hoppers Crossing
1985	S. Gatt	North Sunshine
1986	N. Geysing	Yarraville Boys



## GOAL KICKING AWARDS

<b>Div 1 Seniors</b>			
Andrew Gibson Medal	Jordan Mead	Hoppers Crossing	55 Goals
<b>Div 1 Reserves</b>	Aaron Taylor	Werribee Districts	43 Goals
<b>Div 1 U18</b>	Alexander Bouris	Yarraville Seddon	39 Goals
<b>Div 2 Seniors</b>	Munir El Houli	West Footscray	72 Goals
<b>Div 2 Reserves</b>	Michael Volpi	Yarraville Seddon	61 Goals
<b>Div 2 U18</b>	Stephan Kaa	Wyndhamvale	62 Goals
<b>Div 3 Seniors</b>	John Sirianni	Albanvale	87 Goals
<b>Div 3 Reserves</b>	Ange Messina	Albanvale	82 Goals

## LEAGUE AWARDS

<b>Umpire of the Year</b>	Greg Denison	Field Umpire
<b>Umpire of the Year</b>	Shaun Weise	Boundary Umpire
<b>Umpire of the Year</b>	Paul Battaglia	Goal Umpire
<b>Lindsay Patching Memorial Club Official of the Year</b>	David Grubits	Newport Power
<b>Rookie of the Year</b>	Sohrob Ismail	Deer Park
<b>Media Award</b>	Cody Bench	WRFL Volunteer Photographer
<b>Melbourne Injury Lawyer Unsung Hero</b>	Tom Burns	Wyndhamvale
<b>SEN Most Valuable Player Award</b>	Murray Boyd	Spotswood
<b>AFCA Western Region Junior Coach of the Year</b>	Vince Candido	Point Cook
<b>AFCA Western Region Youth Coach of the Year</b>	Paul Azar	Yarraville Seddon
<b>AFCA Western Region Senior Coach of the Year</b>	Troy Beamond	Wyndhamvale



Right: Senior Vic Metro representative Jack Purton-Smith with Senior Vic Metro representative and Barry Priest medal winner Wayde Skipper (Hoppers Crossing).

Below: League major sponsors – Jason Volbeda (7 News), Gary Nicholls (Rams), Jason Pickles (TIV), Bruce Mildenhall (WRFL President), Martin Carter (Werribee Football Club) and David Stevenson (Western Bulldogs).





## ADMINISTRATOR OF THE YEAR

YEAR	NAME	CLUB	YEAR	NAME	CLUB	YEAR	NAME	CLUB
1964	M. McBean	Kingsville	1979	W. Pride	North Footscray	1997	C. O'Donnell	Braybrook
1965	M. Herrick	Seddon	1980	W. Pride	North Footscray	1998	J. Purches	Albanvale
1966	S. Burgoyne	West Footscray		K. Schwartz	Spotswood	1999	C. Wisdom	North Sunshine
	J. Doherty	St Albans	1981	W. Pride	North Footscray	2000	M. Payne	Sunshine YCW
1967	M. Herrick	Seddon	1982	T. Currie	Deer Park	2001	L. Caithness	Wyndhamvale Juniors
1968	M. McBean	Kingsville	1983	W. Pride	North Footscray	2002	A. Nimmo	Yarraville Juniors
1969	N. O'Connor	Parkside	1984	P. Mulgrew	St Brendans	2003	P. Sandlant	Werribee Juniors
1970	R. Fella	West Footscray	1985	M. Laffin	Sunshine YCW	2004	M. Overman	St Bernards
	J. Arnell	Braybrook	1986	D. Carter	Yarraville Boys	2005	L. Morgan	Altona
1971	D. Wragg	KYMCA	1987	B. Curry	Spotswood	2006	S. Kennedy	Coburg Districts
1972	D. Baker	Crossroads	1988	A. Wright	Albion	2007	P. Snow	Port Melbourne Colts
	B. Ward	Yarraville Boys	1989	R. Barr	Sunshine YCW	2008	R. Eldridge	North Footscray
1973	D. Moore	Kingsville	1990	M. McDonald	Port Melbourne Colts	2009	S. Ager	North Sunshine
1974	D. Mills	Albion	1991	A. Hales	Seddon	2010	T. White	Caroline Springs
	B. Ward	Yarraville Boys	1992	M. Schwartz	Sunshine YCW	2011	S. Tessari	Wyndhamvale
1975	B. Ward	Yarraville Boys	1993	S. Cadman	Nth Melb & Kensington	2012	V. Sposato	Sunshine Heights
1976	D. Mills	Albion	1994	P. Evans	Altona City Juniors	2013	L. Vann	Hoppers Crossing
1977	C. McDougal	Crossroads	1995	M. Penaluna	Port Melbourne Colts	2014	V. Lear	Wyndham Suns
1978	D. Sampson	KYMCA	1996	J. Bunting	Spotswood	<b>2015</b>	<b>D. Grubits</b>	<b>Newport Power</b>



## AFL VICTORIA

### Recognition Awards

YEAR	NAME	CLUB	YEAR	NAME	CLUB
1982	John Huntington	FDFL	1996	Peter Bell	Williamstown Juniors
1983	Doug Mills	Executive	1997	Ian Buckingham	Hoppers Crossing
1984	Graham Saville	Umpires	1998	Pam Evans	Executive
1985	Les Knight	FDFL	1999	John McLeod	Deer Park
1986	Ron Angwin	Executive	2000	Patrick Hinds	Spotswood
1987	Trevor Grant	FDFL	2001	Arthur Wright	Albion/Executive
1988	Gordon Watt	Executive	2002	Herbert Turner	Executive
1989	Rex Swann (OAM)	Executive	2003	Mark McDonald	Independent Hearing
1990	Alan Smith	Executive		Committee	
1991	Vic Roach	Executive	2004	James Lee	Parkside
1992	Thelma Angwin	Executive	2005	Ray O'Hara	Yarraville Seddon
1993	Vern Smithwick	Executive	2006	Steve Kennedy	Coburg Districts
1994	Michael Schwartz	FDFL	2009	Dale Sayner	Tribunal
1994	Des Barnard	St Albans	2013	Michael Psaila	Executive
1995	Jeff Bunting	Spotswood			



Right: 2015 Melbourne Injury Lawyers Unsung Hero award winner Tom Burns from the Wyndhamvale Football Club.

Below left: 2015 Lindsay Patching Memorial Club Official of the Year award winner David Grubits from the Newport Power Football Club.

Below right: Tony Nguyen, 2015 AFCA Western Region Senior Coach of the Year award winner Troy Beamond from the Wyndhamvale Football Club and Tom Delahunty.







## WRFL LIFE MEMBERS

YEAR	NAME	CLUB	YEAR	NAME	CLUB	YEAR	NAME	CLUB
1940	J. Douglas*	Seddon	1978	D. Mills	Albion	1996	V. Roach	Executive
1940	B. Jamieson*	Executive	1978	N. O'Connor	Parkside	1997	B. Stafford	Sunshine Heights
1942	A.E. Shepherd*	Executive	1978	G. Saville	Umpires	1998	B. Skinner*	FDL/Parkside
1952	H. Turner*	Executive	1979	R. Falla*	West Footscray	1998	L. Murphy	Spotswood
1953	L. Bolger*	West Footscray	1979	V. Smithwick	Seddon	1999	D. Knight	Executive
1954	A. I. Dunne*	Executive	1980	J. Borlase	North Footscray	1999	D. Muir*	Seddon/Yarraville
1955	Cheeseman*	Parkside	1980	A. Clough (OAM)	Seddon	2000	T. O'Donnell	Umpires
1956	C. K. Hodgeson*	Executive	1981	P. Hollings	Executive	2000	B. Height	Tribunal
1957	J. Gardiner *	Parkside	1982	R. Hodges*	Seddon	2001	H. Turner*	Executive
1957	J. Morrissey*	N/A	1983	J. Huntington	Executive	2001	V. McTaggart	Executive
1958	H. Pascarl*	Parkside	1984	L. Murphy	Parkside	2003	B. Wilson	Parkside
1959	A. Robinson*	Executive	1984	B. Priest	Braybrook	2005	T. McGarity	Umpires
1964	L. Rowley*	Spotswood	1985	G. Dyson	Executive	2005	F. Olds	Central Altona
1965	C.V. Cooke*	Parkside	1985	K. Brown	A.N.B.Y	2006	A. Williams	Albion
1966	A.W. Abbey*	Executive	1986	A. Smith*	West Footscray	2006	A. Chandler	Coburg Districts
1967	J. Chigweddon*	Sunshine	1986	R. Angwin*	Executive	2007	J. Booker	Umpires
1967	W. Tillotson*	Seddon	1987	W. Pride	North Footscray	2007	J. Mizzi	Executive
1968	H. Kelly*	Executive	1987	T. Grant*	Executive	2008	I. Hamm	Executive
1968	W. Williams*	West Footscray	1988	T. Angwin	Executive	2008	M. McDonald	Independent H.C
1969	C. Cuthbertson*	West Footscray	1988	R. Madigan	Umpires	2009	B. Hardy	Glen Orden
1969	M. McBean*	Kingsville	1989	R. Swann (OAM)	Executive	2009	F. Smith	Braybrook
1970	L. Maxwell*	Executive	1990	E. Spence*	North Footscray	2010	A. Wright	Albion
1970	W. Couch*	Spotswood	1990	G. Watt	Executive	2010	D. Sayner	Tribunal
1971	J. Lloyd*	Executive	1991	J. McKay	Tribunal	2011	D. Barnard	St Albans
1971	P. Cocks*	Parkside	1991	R. Donahue	Appeals Board	2011	R. Evans	Tribunal
1974	J. Doherty*	St Albans	1992	J. Rayner	Executive	2012	R. O'Hara	Yarraville Seddon
1975	H. Mason*	Umpires	1992	D. Carter	Executive	2012	J. Lee	Parkside
1975	R. Dye*	Executive	1993	R. Beales	Appeals Board	2013	S. Fenech	North Footscray
1976	I. McDonald	Umpires	1994	H. McFerran	Umpires	2014	M. Grech	Sunshine
1976	D. Moore*	Kingsville	1995	D. Lockhart*	Tribunal	2014	M. Penaluna	Executive
1977	R. Jewell*	Seddon	1995	J. McLeod*	Deer Park			
1977	L. Tandy*	Spotswood	1996	M. Laffin	Sunshine YCW			

\*Deceased



Back row: Sam Fenech, Andrew Fregonese, Bill Hardy, Darrell Carter, Henry McFerran, Doug Mills, Terry McGarrity, Terry O'Donnell, Doug Knight, Barry Priest and John Sutton.  
Front row: Fred Olds, Brian Wilson, Frank Smith, Bruce Mildenhall (WRFL President), Gordon Watt, Thelma Angwin and Ian McDonald.  
Photo: Kirstie Fitzgerald



## 300 GAME LIFE MEMBERS

2013	G. Langlands	Spotswood	2014	C. Pagano	North Footscray	2014	T. O'Shanassy	Albion
2013	B. McQuade	Port Melbourne Colts	2014	A. Fregonese	West Footscray/WRFL Umpires	2014	S. Weir	Port Melbourne Colts
2013	J. Sutton	Kingsville/ Umpires						
2013	G. Thompson	Seddon/ Umpires	2014	L. Howarth	Spotswood			



# FINANCIAL REPORT

## Treasurer's Report

It is my pleasure as WRFL Treasurer to present the financial reports for the year ended 31 October 2015, noting that once again our auditors have signed-off on the accounts without qualification.

The final operating result for the 2014-15 financial year was a marginal surplus of \$1,472, compared to last year's \$5,031. While expenses were managed within budget forecasts, the overall result was affected adversely by a net contribution from finals of some \$50,000 less than budgeted; and \$42,000 less than that actually achieved in the previous year. Major factors in the disappointing finals result included some additional unbudgeted costs of venue preparation, (temporary fencing, portable toilets, etc); and a general reduction in attendances across both junior and senior finals compared to the previous year.

The increase in overdue debts owed by clubs to the league is a matter of ongoing concern and will be the focus of close attention over the coming year. While overdue debts are subject to negotiated payment arrangements in order for clubs to remain eligible for match points, several instances of default to agreed payments were recorded during the year under review. The Board is mindful of the difficulties faced by club volunteers in raising funds, however overdue debts present a cash-flow management problem to the league and reduce the capacity to raise income through investment. A significant reduction in the level of overdue debts will be expected over the 2016 season.

As foreshadowed in my Treasurer's Report last year, the introduction of a player registration fee, payable by players as part of the annual FootyWeb registration process, proved to be essential to our financials and to our ability to continue the policy of the past several years of not increasing team affiliation fees. The draft budget for the 2015-16 financial year has again been framed with no increase in team affiliation fees.

Other notable items in the 2014-15 result included a cyclical decline in profit from the properties division; maintenance of more than \$200,000 in sponsorship support; and absorption of our contribution to the costs associated with the AFL Victoria West & North West Regions Development project

Overall, the Board is satisfied with its budget monitoring and fiscal controls; and views the final result for 2014-15 as a more than satisfactory outcome. However, our ability to remain viable into the future will be dependent on the continuing quest for significantly increased revenues, preferably from non-club sources.

The recently published WRFL Strategic Plan 2015 - 2018 includes several strategies to improve the viability both of member clubs and the league itself. A key focus for the Board over coming years will be to monitor the implementation of those strategies with a view to relieving at least some of the burden on volunteer club officials.

The Board remains committed to good governance and responsible financial management as vital components of best practice service to member clubs.

**Dominic Drenen**  
Treasurer

## STATEMENT BY EXECUTIVE BOARD MEMBERS

The Board has determined that the association is not a reporting entity and that this special purpose financial report has been prepared in accordance with the accounting policies outlined in Note 1 to the financial statements.

We, **Bruce Mildenhall** and **Dominic Drenen**, being members of the Board of the **Western Region Football League Incorporated** certify that, in the opinion of the Board the financial report (five pages, including notes attached):

- Presents a true and fair view of the financial performance and position of the Western Region Football League Incorporated during and at the end of the financial year of the association ended on 31 October 2015, in accordance with Note 1 to the financial statements.

- At the date of this statement, there are reasonable grounds to believe that the Western Region Football League will be able to pay its debts as and when they fall due.

This statement is made in accordance with a resolution of the board and is signed for on behalf of the board by:

**Bruce Mildenhall**  
Meeting Chairman

**Dominic Drenen**  
Treasurer

17<sup>th</sup> November 2015





# FINANCIAL REPORT

2014 - 2015

## BALANCE SHEET

AS AT 31 OCTOBER 2015

### ASSETS

Current Assets:

Cash On Hand

Investments

Trade Debtors

**Total Current Assets**

Other Assets:

Prepayments

Stock On Hand

**Total Other Assets**

### NON-CURRENT ASSETS

Office Equipment

Motor Vehicles

Computer Equipment

Leasehold Improvements

Furniture & Fittings

Assets held for Club use

Umpires' Training Equipment

**Total Non-Current Assets**

**Total Assets**

### LIABILITIES

Current Liabilities:

Credit Card

Creditors and Accruals

GST Liabilities

Clearing Accounts

Unearned Income

Payroll Liabilities

Provision for Employee Entitlements

Bank Loan

**Total Current Liabilities**

### NON-CURRENT LIABILITIES

Fidelity Bond Holders

Bank Loan

**Total Long-Term Liabilities**

**Total Liabilities**

### NET ASSETS

### EQUITY

Retained Earnings

Current Year Surplus (Deficit)

Asset Revaluation Reserve

**Total Equity**

Note 2

2015 \$	2014 \$
23,201	38,192
230,237	286,615
250,447	207,721
<b>503,885</b>	<b>532,528</b>
8,305	8,570
16,580	12,868
<b>24,884</b>	<b>21,438</b>
16,637	20,212
18,426	22,678
3,680	876
34,398	38,698
7,909	2,640
23,986	26,651
179	298
<b>105,216</b>	<b>112,053</b>
<b>633,985</b>	<b>666,019</b>
63	0
83,870	117,131
(3,331)	(3,004)
11,584	6,560
6,985	8,750
8,474	9,910
49,247	43,993
2,113	6,059
<b>159,005</b>	<b>189,399</b>
26,500	27,500
0	2,113
<b>26,500</b>	<b>29,613</b>
<b>185,505</b>	<b>219,012</b>
<b>448,479</b>	<b>447,007</b>
438,007	432,976
1,472	5,031
9,000	9,000
<b>448,479</b>	<b>447,007</b>



# FINANCIAL REPORT

2014 - 2015

## INCOME & EXPENDITURE STATEMENT

FOR THE YEAR ENDED 31 OCTOBER 2015

### INCOME

Properties Division sales  
Cost of Sales  
**Properties Division Gross Surplus**

### OTHER INCOME

AFL Victoria  
Commissions  
Finals  
Footy Records  
Functions  
Interest Received  
Junior Interleague  
Management Fees - Affiliation  
Management Fees - Insurance  
Management Fees - Umpires  
Management Fees - Video (H&A Games)  
Management Fees - Other  
Media Income  
Other Income  
Penalties & Fines  
Player Registration Fees  
Program Income  
Sponsorship & Donations  
Trainers' Admin Charges  
Umpires - External Hire Income

### TOTAL INCOME

### OPERATING EXPENSES

#### Football Expenses:

Advertising  
Awards  
Club Development  
Finals  
Footy Records  
Insurance - Football  
Interleague - Junior  
Interleague - Senior  
Investigation expenses  
Printing & Stationery  
Program Expenses  
Tribunal  
Umpires  
Umpires - External Hire Expenses  
Video (H&A Games)  
Volunteer Development/Support  
Expenses attributable to previous years

#### Non Football Expenses:

Admin. & Compliance Expenses  
Computer & IT Expenses  
Depreciation  
Facility Expenses  
Functions  
General Operating Expenses  
Media & Marketing Expenses  
Meeting Expenses  
Sponsorship Costs  
Staff Expenses  
W & NW Regions Project Expenses

### TOTAL OPERATING EXPENSES

### OPERATING SURPLUS / (DEFICIT)

	2015 \$	2014 \$
Properties Division sales	488,999	580,911
Cost of Sales	420,694	505,405
<b>Properties Division Gross Surplus</b>	<b>68,305</b>	<b>75,506</b>
<b>OTHER INCOME</b>		
AFL Victoria	50,739	41,724
Commissions	5,006	1,432
Finals	210,969	238,592
Footy Records	0	5,002
Functions	10,282	8,155
Interest Received	7,567	8,475
Junior Interleague	25,077	27,889
Management Fees - Affiliation	206,000	201,650
Management Fees - Insurance	148,410	148,973
Management Fees - Umpires	488,200	451,094
Management Fees - Video (H&A Games)	27,213	0
Management Fees - Other	62,695	60,315
Media Income	8,147	8,838
Other Income	1,000	1,855
Penalties & Fines	21,650	24,350
Player Registration Fees	76,369	0
Program Income	526	0
Sponsorship & Donations	208,947	203,245
Trainers' Admin Charges	3,500	0
Umpires - External Hire Income	3,470	5,180
<b>TOTAL INCOME</b>	<b>1,634,073</b>	<b>1,512,275</b>
<b>OPERATING EXPENSES</b>		
<b>Football Expenses:</b>		
Advertising	0	300
Awards	5,273	4,512
Club Development	4,491	1,336
Finals	152,221	136,203
Footy Records	37,119	39,380
Insurance - Football	125,056	132,583
Interleague - Junior	44,157	39,044
Interleague - Senior	9,315	9,254
Investigation expenses	0	540
Printing & Stationery	8,341	5,772
Program Expenses	1,059	2,230
Tribunal	416	1,141
Umpires	468,311	440,953
Umpires - External Hire Expenses	3,040	4,275
Video (H&A Games)	26,413	0
Volunteer Development/Support	1,477	0
Expenses attributable to previous years	2,900	197
	<b>889,589</b>	<b>817,720</b>
<b>Non Football Expenses:</b>		
Admin. & Compliance Expenses	25,567	32,401
Computer & IT Expenses	10,688	9,466
Depreciation	19,196	18,139
Facility Expenses	33,540	32,949
Functions	48,279	48,644
General Operating Expenses	58,298	47,203
Media & Marketing Expenses	33,909	29,247
Meeting Expenses	10,973	11,152
Sponsorship Costs	10,596	8,955
Staff Expenses	450,950	451,369
W & NW Regions Project Expenses	41,015	0
	<b>743,012</b>	<b>689,524</b>
<b>TOTAL OPERATING EXPENSES</b>	<b>1,632,601</b>	<b>1,507,244</b>
<b>OPERATING SURPLUS / (DEFICIT)</b>	<b>1,472</b>	<b>5,031</b>



### CASH FLOW STATEMENT

FOR THE YEAR ENDED 31 OCTOBER 2015

#### CASH FLOWS FROM OPERATING ACTIVITIES

Cash Receipts in the course of operations  
Interest received  
Cash Payments in the course of operations

**Net cash provided by / (used in) operating activities**

#### CASH FLOWS FROM INVESTING ACTIVITIES

Payments for assets  
Receipts for sale of assets

**Net cash provided by / (used in) investing activities**

**Net increase / (decrease) in cash held**

Cash at beginning of financial year

**Cash at end of financial year**

	2015 \$	2014 \$
	2,164,636	2,088,135
	5,946	7,671
	(2,229,655)	(2,085,011)
<b>Note 4</b>	<b>(59,073)</b>	<b>10,795</b>
	(12,359)	(9,510)
	0	0
	(12,359)	(9,510)
	(71,432)	1,285
	324,807	323,522
	<b>253,375</b>	<b>324,807</b>

### NOTES TO AND FORMING PART OF THE FINANCIAL STATEMENTS

FOR YEAR ENDED 31 OCTOBER 2015

#### 1. SUMMARY OF SIGNIFICANT ACCOUNTING POLICIES

These financial statements are a special purpose financial report prepared in order to satisfy the financial reporting requirements of the Associations Incorporation Reform Act 2012, for use by the members of the League and to fulfil the board's requirements to prepare financial statements.

The financial statements have been prepared in accordance with the requirements of the Associations Incorporation Reform Act 2012 and the following Accounting Standards:

AASB 101	Presentation of Financial Statements
AASB 107	Cash Flow Statements
AASB 108	Accounting Policies, Changes in Accounting Estimates and Errors
AASB 110	Events after the Reporting Period
AASB 113	Fair Value
AASB 116	Property, Plant and Equipment
AASB 117	Leases
AASB 118	Revenue
AASB 119	Employee Benefits
AASB 1031	Materiality

No other applicable Accounting Standards, Australian Accounting Interpretations or other authoritative pronouncements of the Australian Accounting Standards Board have been applied. The financial statements have been prepared on an accruals basis and are based on historic costs and do not take into account changing money values or, except where specifically stated, current valuations. The financial statements have been prepared on a going concern basis.

The following significant accounting policies have been adopted in the preparation of these financial statements and consistently applied to all periods covered.

#### PROPERTY, PLANT & EQUIPMENT

Items of property, plant and equipment are carried at cost or fair value less, where applicable, any accumulated depreciation and impairment loss. The items have been assessed for current replacement cost in 2015, and as a result there has been no change in the values of the individual items. Subsequent costs are included in the asset's carrying amount or recognised as a separate asset, as appropriate, only when it is probable that future economic benefits associated with the item will flow to the association and the cost of the item can be measured reliably. All other repairs and maintenance are charged to the income and expenditure statement during the financial period in which they are incurred.

Gains and losses on disposal of an item of property, plant & equipment are determined by comparing the proceeds from disposal with the carrying amount, and are recognised net within other income in the income and expenditure statement.

#### DEPRECIATION

Depreciation is calculated on the depreciable amount of all fixed assets over their useful lives commencing from the time the asset is held ready for use.

The depreciation methods and rates used for each class of assets are as follows:

Office Equipment – Diminishing value method 15% to 33.33%

Motor Vehicles – Diminishing value method 18.75%

Computer Equipment – Diminishing value method 40%

Leasehold Improvements – Straight line over 3 lease terms (9 years)

Furniture & Fittings – Diminishing value method 7.5% to 20%

Assets held for Club Use – Prime cost method 10%

Umpires' Training Equipment – Prime cost method 40%

Depreciation methods, useful lives and residual values are reviewed at each financial year end and adjusted if appropriate.

### NOTES TO AND FORMING PART OF THE FINANCIAL STATEMENTS (CONTINUED)

FOR YEAR ENDED 31 OCTOBER 2015

#### INVENTORIES

Inventories are measured at the lower of cost and net realisable value. The cost is based on the first in, first out principle and includes expenditure incurred in acquiring the inventories and other costs associated with bringing them to their existing location and condition. Net realisable value is the estimated selling price in the ordinary course of business, less the estimated selling expenses.

#### LEASES

Operating leases do not transfer substantially all the risks and benefits incidental to ownership of an asset.

Payments made under an operating lease are recognised in the expenditure statement on a straight line basis over the term of the lease. The leased assets are not recognised in the balance sheet of the association.

#### EMPLOYEE ENTITLEMENTS

Provision is made for the association's liability for Employee Entitlements arising from services rendered by employees to balance date. Employee Entitlements that are expected to be settled within one year have been measured at the amounts expected to be paid when the liability is settled, plus related on-costs. Annual leave has been assessed in accordance with the provisions of AASB 119 however, no change in classification between current and non-current is considered necessary.

#### INCOME TAX

The League has been granted an income tax exemption by the Australian Taxation Office.

#### GOODS AND SERVICES TAX

Revenues, expenses and assets are recognised net of the amount of goods and services tax (GST), except where the amount of GST incurred is not recoverable from the Australian Taxation Office. In these circumstances, the GST is recognised as part of the cost of acquisition of the asset or as part of the expense. Receivables and payables are stated with amount of GST included. The net amount of GST recoverable or payable to the Australian Taxation Office is included as a current asset or liability in the balance sheet.

#### REVENUE RECOGNITION

##### Property Division Sales

Property Division Sales represent revenue earned from the sale of products to member clubs. Revenue is recorded when the goods are despatched.

##### Interest Income

Interest Income is recognised as it accrues.

##### Management Fees

Management Fees represent revenue earned from charges to member clubs used to fund the provision of services (including but not limited to umpires).

##### Asset Sales

The profit or loss on disposal of assets is included as revenue of the association. Such profit or loss on disposal of assets is brought to account at the date an unconditional contract of sale is signed.

## 2. PROPERTY, PLANT & EQUIPMENT

Movement in Carrying Amounts	Office Equipment	Motor Vehicles	Computer Equipment	Leasehold Improvements	Furniture & Fittings	Assets held for Club use	Umpires Training Equipment	Total
Net Carrying Amount								
<b>As at 31 October 2013</b>	<b>14,606</b>	<b>27,911</b>	<b>1,460</b>	<b>43,535</b>	<b>3,060</b>	<b>29,612</b>	<b>497</b>	<b>120,682</b>
Additions	9,510	0	0	0	0	0	0	9,510
Disposals	0	0	0	0	0	0	0	0
Depreciation	3,905	5,233	584	4,837	420	2,961	199	18,139
<b>As at 31 October 2014</b>	<b>20,211</b>	<b>22,678</b>	<b>876</b>	<b>38,698</b>	<b>2,640</b>	<b>26,651</b>	<b>298</b>	<b>112,053</b>
Additions	935	0	4,835	0	6,589	0	0	12,359
Disposals	0	0	0	0	0	0	0	0
Depreciation	4,509	4,252	2,031	4,300	1,320	2,665	119	19,196
<b>As at 31 October 2015</b>	<b>16,637</b>	<b>18,426</b>	<b>3,680</b>	<b>34,398</b>	<b>7,909</b>	<b>23,986</b>	<b>179</b>	<b>105,216</b>





# FINANCIAL REPORT

2014 - 2015

## NOTES TO AND FORMING PART OF THE FINANCIAL STATEMENTS (CONTINUED)

FOR YEAR ENDED 31 OCTOBER 2015

### 3. OPERATING LEASES

The League had one operating lease during the financial year for the rental of the office.

#### OFFICE

There is a Memorandum of Understanding signed by the League as sub-leasee to Western Bulldogs Football Club. It and the draft lease received provide for terms of 3 years with seven 3 year options totalling 21 years, commencing May 2010. This MoU will remain in force until the formal lease is executed. Rental is reviewed annually in May and is subject to a CPI increase. In late 2013 the final lease draft was received but has not yet been actioned due to a change in personnel at the Western Bulldogs Football Club.

The lease draft provides for annual increases to be the lesser of 3% and CPI.

	OFFICE
Not later than one year	15,458
Later than one year but not later than five years	-
Later than five years	-
	<u>15,458</u>
	<u>26,182</u>
Lease expenses for period ended 31 October 2015	

### 4. CASH FLOW STATEMENT NOTES

	2015 \$	2014 \$
<b>RECONCILIATION OF CASH</b>		
Cash and Cash equivalents		
Cash at bank	23,001	37,992
Petty Cash	200	200
Term Deposit	106,657	103,421
Investment Account	123,579	183,194
Credit Card	(63)	0
<b>Total Cash</b>	<b>253,375</b>	<b>324,807</b>
<b>RECONCILIATION OF CASH FLOWS FROM OPERATING ACTIVITIES</b>		
Operating profit / (loss)	1,472	5,031
Add back: Non cash flows in operating profit		
Depreciation	19,196	18,139
Provision for employee entitlements	5,253	15,321
Provision for doubtful debts	0	0
Loss on sale of assets	0	0
Decrease / (Increase) in current debtors / assets	(42,726)	(86,300)
Decrease / (Increase) in prepayments / deposits paid	265	178
Decrease / (Increase) in inventories	(3,712)	(4,936)
Increase / (Decrease) in trade and other payables	(31,764)	68,023
Increase / (Decrease) in bank loan	(6,059)	(5,662)
Increase / (Decrease) in fidelity & bond accounts	(1,000)	1,000
<b>Cash flows from operating activities</b>	<b>(59,073)</b>	<b>10,795</b>



# FINANCIAL REPORT

## Independent Auditor Statement

### INDEPENDENT AUDIT REPORT TO THE MEMBERS OF WESTERN REGION FOOTBALL LEAGUE INC.

We have audited the accompanying financial report, being a special purpose financial report, comprising the balance sheet as at 31 October 2015, the income and expenditure statement for the year then ended, the cash flow statement for the year then ended, a summary of significant accounting policies and other explanatory information of the Western Region Football League Inc and the Statement by Executive Board Members.

#### Board of Management responsibility for the financial report

The Board of Management is responsible for the preparation and fair presentation of the financial report in accordance with the applicable financial reporting framework, and for such internal control as it determines is necessary to enable the preparation of the financial report that is free from material misstatement, whether due to fraud or error. The board has determined that the accounting policies described in Note 1 to the financial statements, which form part of the financial report are appropriate to meet financial reporting requirements and the needs of the members.

The financial records kept by the Western Region Football League Inc are such as to enable financial statements to be prepared in accordance with Australian Accounting Standards and the Associations Incorporation Reform Act 2012.

#### Auditor's responsibility

My responsibility is to express an opinion on the financial report based on my audit. I have conducted my audit of the financial report in order to express an opinion on it to the members.

I disclaim any assumption of responsibility for any reliance on this report, or on the financial statements to which it relates, to any person other than the members, or for any purpose other than that for which it was prepared.

My audit has been conducted in accordance with Australian Auditing Standards. These standards require that I comply with relevant ethical requirements relating to audit engagements, and plan and perform the audit to obtain reasonable assurance about whether the financial report is free from material misstatement.

An audit involves performing procedures to obtain audit evidence about the amounts and disclosures in the financial report. The procedures selected depend on the auditor's judgement, including the assessment of risks of material misstatement of the financial report, whether due to fraud or error. In making those risk assessments, the auditor considers internal control relevant to management's preparation and fair presentation of the financial report in order to design audit procedures that are appropriate in the circumstances, but not for the purpose of expressing an opinion of the effectiveness of management's internal control. An audit also includes evaluating the appropriateness of accounting policies

used and the reasonableness of accounting estimates made by the management, as well as evaluating the overall presentation of the financial report.

I believe that the audit evidence I have obtained is sufficient and appropriate to provide a basis for my audit opinion.

#### Electronic publication of the audited financial report

It is our understanding that the Western Region Football League Inc intends to electronically present the audited financial report and auditor's report on its internet website. Responsibility for the electronic presentation of the financial report on the Western Region Football League Inc website is that of those charged with governance of the Western Region Football League Inc. The security and controls over information on the website should be addressed by the Western Region Football League Inc to maintain the integrity of the data presented. The examination of the controls over the electronic presentation of audited financial report on the Western Region Football League Inc website is beyond the scope of the audit of the financial report.

#### Auditor's Opinion

In my opinion the financial report of the Western Region Football League Inc presents a true and fair view, in all material respects, of the financial position as at 31 October 2015 and its financial performance and cash flows for the year then ended on that date and complies with applicable Australian Accounting Standards.

#### Basis of accounting

Without modifying our opinion, we draw attention to Note 1 to the financial report, which describes the basis of accounting. The financial report has been prepared for the purpose of fulfilling Executive Board Member reporting responsibilities. As a result, the financial report may not be suitable for another purpose.

**Grant Plozza**  
Accountant, CPA, No 1415249  
GP Business Solutions Pty Ltd  
11th November 2015.





# WESTERN REGION FOOTBALL LEAGUE

## Our People

### WRFL Executive Board

President	Bruce Mildenhall
Vice President	Barry Lovell
Treasurer	Dominic Drenen
Directors:	Meredith Angwin
	Scott Chapman
	Terry McGarity
	Paul Robinson
	Gina Smith
	Ross Williamson

### WRFL Juniors Board

Chairman	Keith Brown
Deputy Chairman	Paul Robinson
Members:	Graeme Clark
	Colin Clohesy
	Ivo Havard
	Paul Madden
	Tony Schibeci

### WRFL Umpires' Appointment Board

Director of Umpiring	Mark Westgarth
Board Secretary	Rene Van Kuyk
Boundary Coach	Leigh Rowbottom
Goal Coach	Graeme Hodgart
Junior Field Coach	Mark Mather
Female Liaison/ Administrative Support	Maree Wilke

### Independent Tribunal

Chairman	Dale Sayner
Deputy Chairmen	Michael McNamara
	Adrian Noble
	Jim Simmonds

Secretary	Brian Wilson
Tribunal members:	Rod Evans
	Darren Mayne
	Frank Plata
	Paul Smallwood

### Independent Hearing Committee

Chairman	Mark McDonald
Deputy Chairman	Ian Hamm
Committee:	Nick Papadopoulos

### WRFL Staff

Bob Tregear	Chief Executive Officer
David Newton	General Manager Football Operations
Tim Shellcot	Football Op's & Club Development Officer
Kirstie Fitzgerald	Media & Communications Officer
Julia Prokhorova	Customer Service & Events Coordinator
Kristy Vidovic	Administration Officer
Stephen Smith	Relief Administration Officer

### WRFL Key Consultants

Kim Peak	Rob Peak & Assoc. (accounting services)
Peter Harley	Marketing/Sponsorship Consultant
Kevin Hillier	Howdy Partners Media (Broadcast Consultant)
Andrew Muscat	League Historian/Statistician
Grant Plozza	G.P. Business Solutions (Auditors)

### WRFL Umpires Association

President	Henry McFerran
Administrator	Terry O'Donnell

### Appeals Board

Chairman	Graeme Bloom
Committee:	John Raciti
	Carolyn Wood



2015 WRFL Staff: (Back Row L-R): Kristy Vidovic, Peter Harley, Kirstie Fitzgerald and Julia Prokhorova.  
(Front Row L-R): David Newton, Bob Tregear and Tim Shellcot.

# WRFL PARTNERS & SUPPLIERS

Thanks to all WRFL partners and suppliers for their help and support over the 2015 season.

Their financial contribution plays a significant role in ensuring the league's viability and underpins our objective of minimising club affiliation fees.

Currently, sponsorship represents nearly one third of the league's net revenue.

We encourage all clubs to continue to support our sponsors and partners.







WESTERN REGION FOOTBALL LEAGUE  
ABN: 48 429 867 046